




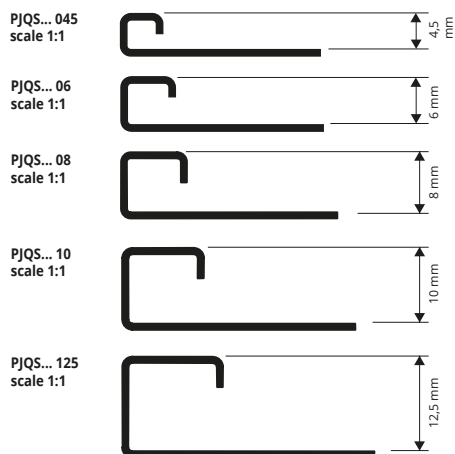
An interpretation of:  
**Unicredit Tower, César Pelli &  
Vertical Forest, Stefano Boeri Architetti, MILAN (Italy), 2014**

PROFILES FOR WALLS



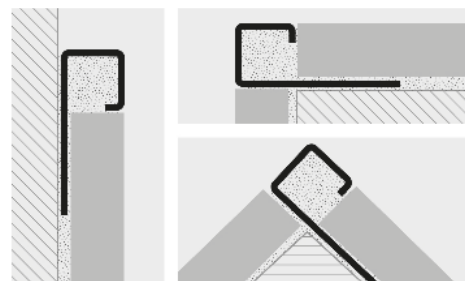
# PROJOLLY SQUARE

POLISHED, SUPER POLISHED, SANDED AND BRUSHED STAINLESS STEEL AISI 304/1.4301-V2A



PJQSAC/S 11 & PJQSACML 11 AVAILABLE H 11 MM  
PJQSAC/S 15 & PJQSACML 15 AVAILABLE H 15 MM

## EXAMPLES AND INSTRUCTIONS FOR LAYING METHODS



1. Choose "PROJOLLY SQUARE" according to the tile thickness and desired finish. 2. Cut "PROJOLLY SQUARE" to the desired length and apply the adhesive on the support where the profile will be laid. 3. Press the anchoring flange of "PROJOLLY SQUARE" into the adhesive. 4. Lay the tiles, aligning them with the profile leaving a 2 mm joint. Remove immediately all remains of adhesive from the surface of the profile. 5. Fill the joints between the profile and the tiles with grout, in order to avoid water stagnation. Remove immediately all the remains of grout from the surface of the profile.

**PROJOLLY SQUARE** is a square corner bead profile in polished, super polished, sanded, brushed stainless steel AISI 304/1.4301-V2A that can be applied on external corners of coverings. It can be used to close the perimeter of coverings, like a connection profile between step tread and riser of stairs coated with ceramic and natural stone tiles, and also as separation profile for floor and wall coverings. Its particular section, the availability in three different finishes and special pieces such as internal and external corners, end caps and joints make **PROJOLLY SQUARE** a much sought-after profile that allows a workmanlike application even in environments subject to high mechanical stresses.



**POLISHED STAINLESS STEEL AISI 304/1.4301-V2A with protective film**  
bar length 2,7 lm - Pack 20 Pcs - 54 lm (H 4,5 - 108 lm) - 8/10 mm

| Article    | H mm | €/lm  | €/Pc  |
|------------|------|-------|-------|
| PJQSAC 045 | 4,5  | 9,58  | 25,87 |
| PJQSAC 06  | 6    | 10,08 | 27,22 |
| PJQSAC 07  | 7    | 10,37 | 28,00 |
| PJQSAC 08  | 8    | 10,68 | 28,84 |
| PJQSAC 09  | 9    | 10,95 | 29,57 |
| PJQSAC 10  | 10   | 11,25 | 30,38 |
| PJQSAC 11  | 11   | 11,69 | 31,56 |
| PJQSAC 125 | 12,5 | 11,89 | 32,10 |
| PJQSAC 15  | 15   | 12,96 | 34,99 |

**SUPER POLISHED STAINLESS STEEL AISI 304/1.4301-V2A**  
thermo Packed

bar length 2,7 lm - Pack 20 Pcs - 54 lm - 8/10 mm

| Article      | H mm | €/lm  | €/Pc  |
|--------------|------|-------|-------|
| PJQSACML 045 | 4,5  | 12,89 | 34,80 |
| PJQSACML 06  | 6    | 13,61 | 36,75 |
| PJQSACML 07  | 7    | 14,11 | 38,10 |
| PJQSACML 08  | 8    | 14,63 | 39,50 |
| PJQSACML 09  | 9    | 15,29 | 41,28 |
| PJQSACML 10  | 10   | 15,97 | 43,12 |
| PJQSACML 11  | 11   | 16,28 | 43,96 |
| PJQSACML 125 | 12,5 | 16,54 | 44,66 |
| PJQSACML 15  | 15   | 18,59 | 50,19 |

SUITABLE FOR USE IN CONTACT WITH FOODSTUFFS.



**Brushed STAINLESS ST. AISI 304/1.4301-V2A with protective film**  
bar length 2,7 lm - Pack 20 Pcs - 54 lm (H 4,5 - 108 lm) - 8/10 mm

| Article     | H mm | €/lm  | €/Pc  |
|-------------|------|-------|-------|
| PJQSACS 045 | 4,5  | 11,11 | 30,00 |
| PJQSACS 06  | 6    | 11,69 | 31,56 |
| PJQSACS 07  | 7    | 12,89 | 34,80 |
| PJQSACS 08  | 8    | 14,11 | 38,10 |
| PJQSACS 09  | 9    | 14,47 | 39,07 |
| PJQSACS 10  | 10   | 14,82 | 40,01 |
| PJQSACS 11  | 11   | 15,07 | 40,69 |
| PJQSACS 125 | 12,5 | 15,46 | 41,74 |
| PJQSACS 15  | 15   | 16,42 | 44,33 |

**SANDED STAINLESS STEEL AISI 304/1.4301-V2A with protective film**  
bar length 2,7 lm - Pack 20 Pcs - 54 lm - 8/10 mm

| Article      | H mm | €/lm  | €/Pc  |
|--------------|------|-------|-------|
| PJQSACSB 07  | 7    | 14,66 | 39,58 |
| PJQSACSB 08  | 8    | 15,09 | 40,74 |
| PJQSACSB 09  | 9    | 15,46 | 41,74 |
| PJQSACSB 10  | 10   | 15,81 | 42,69 |
| PJQSACSB 125 | 12,5 | 16,60 | 44,82 |

## COLOURS



ACSB - SPECIAL FINISH, REQUEST AVAILABILITY

## CAPSULES, END CAPS and THREE-WAYS JOINTS

POLISHED, SUPER POLISHED, SATIN AND SANDED FINISH ST. STEEL AISI 304/1.4301-V2A / PLASTIC

\* Capsules & end caps of the on demand profiles are also on demand

### CAPSULES and END CAPS - POLISHED STAINLESS STEEL AISI 304/1.4301-V2A

| Article         | H mm                         | €/Pack 10 Pcs | €/Pack 2 Pcs |
|-----------------|------------------------------|---------------|--------------|
| CPJQSAC .../... | 045/06/07/08/09/10/11/125/15 | 156,20        | 32,85        |
| TPJQSAC .../... | 045/06/07/08/09/10/11/125/15 | 29,54         | 6,44         |

Choose the desired pack. & height  
Ex.: 4,5 mm capsule in 10 Pcs Pack - CPJQSAC 045/10

### CAPSULES and END CAPS - SANDED STAINLESS STEEL AISI 304/1.4301-V2A

| Article           | H mm            | €/Pack 10 Pcs | €/Pack 2 Pcs |
|-------------------|-----------------|---------------|--------------|
| CPJQSACSB .../... | 07/08/09/10/125 | 196,90        | 41,35        |
| TPJQSACSB .../... | 07/08/09/10/125 | 29,54         | 6,44         |

Choose the desired pack. & height  
Ex.: 8 mm capsule in 10 Pcs Pack - CPJQSACSB 08/10

### CAPSULES AND END CAPS - BRUSHED STAINLESS ST. AISI 304/1.4301-V2A

| Article          | H mm                         | €/Pack 10 Pcs | €/Pack 2 Pcs |
|------------------|------------------------------|---------------|--------------|
| CPJQSACS .../... | 045/06/07/08/09/10/11/125/15 | 175,59        | 36,88        |
| TPJQSACS .../... | 045/06/07/08/09/10/11/125/15 | 29,54         | 6,44         |

Choose the desired pack. & height  
Ex.: 4,5 mm capsule in 10 Pcs Pack - CPJQSACS 045/10

### JOINTS - PLASTIC


| Article      | H mm                         | €/Pack 10 Pcs | €/Pack 2 Pcs |
|--------------|------------------------------|---------------|--------------|
| GIJQ .../... | 045/06/07/08/09/10/11/125/15 | 28,15         | 6,16         |

Choose the desired pack. & height  
Ex.: 4,5 mm joint in 10 Pcs Pack - GIJQ 045/10

### CAPSULES - SUPER POLISHED STAINLESS STEEL AISI 304/1.4301-V2A

| Article           | H mm                         | €/Pack 10 Pcs | €/Pack 2 Pcs |
|-------------------|------------------------------|---------------|--------------|
| CPJQSACML .../... | 045/06/07/08/09/10/11/125/15 | 194,49        | 40,91        |
| TPJQSACML .../... | 045/06/07/08/09/10/11/125/15 | 26,86         | 5,86         |

Choose the desired pack. & height  
Ex.: 4,5 mm capsule in 10 Pcs Pack - CPJQSACML 045/10



JOINT                      CAPSULE                      END CAP  
GIJQ .../...                      CPJQSAC .../...                      TPJQSAC .../...

= News 2023

\* = Production on demand with minimum quantity of 100 pcs. Production delay 4/5 weeks. Price to be agreed

Prices are referred to whole Packs 10% increase for minimum orders of 10 Pcs 20% increase for orders of less than 10 Pcs.



**PROJOLLY SQUARE** is a square corner bead profile in polished stainless steel AISI 304/1.4301-V2A that can be applied on external corners of coverings. It can be used to close the perimeter of coverings, like a connection profile between step tread and riser of stairs coated with ceramic and natural stone tiles, and also as separation profile for floor and wall coverings. Its particular section and the availability of special pieces such as internal and external corners, end caps and joints make **PROJOLLY SQUARE** a much sought-after profile that allows a workmanlike application even in environments subject to high mechanical stresses.

# PROJOLLY SQUARE

POLISHED, BRUSHED STAINLESS STEEL  
AISI 316LL/1.4404-V4A



**POLISHED STAINLESS STEEL AISI 316LL/1.4404-V4A**  
with protective film  
bar length 2,7 LM - Pack 20 Pcs - 54 lm - 8/10 mm

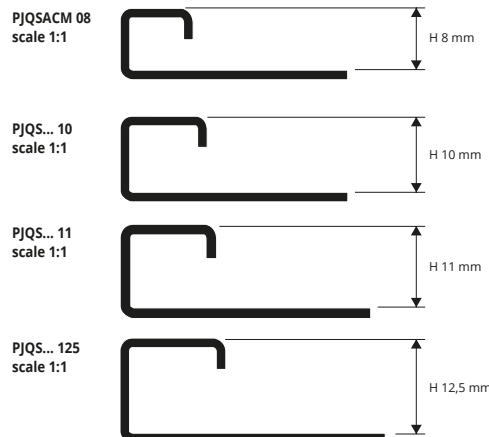


| Article     | H mm | €/lm  | €/Pc    |
|-------------|------|-------|---------|
| PJQSACM 08  | 8    | 13,86 | 37,42 * |
| PJQSACM 10  | 10   | 14,61 | 39,45   |
| PJQSACM 11  | 11   | 15,20 | 41,04   |
| PJQSACM 125 | 12,5 | 15,45 | 41,72   |

**BRUSHED STAINLESS STEEL AISI 316LL/1.4404-V4A**  
with protective film  
bar length 2,7 LM - Pack 20 Pcs - 54 lm - 8/10 mm



| Article      | H mm | €/lm  | €/Pc    |
|--------------|------|-------|---------|
| PJQSACMS 10  | 10   | 18,99 | 51,27 * |
| PJQSACMS 11  | 11   | 19,77 | 53,38 * |
| PJQSACMS 125 | 12,5 | 20,08 | 54,22 * |

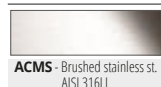


**COLOURS**



ACM - Polished stainless st.  
AISI 316LL

**COLOURS**



ACMS - Brushed stainless st.  
AISI 316LL

SUITABLE FOR USE IN CONTACT WITH FOODSTUFFS.

**INSTRUCTIONS FOR LAYING METHODS**

1. Choose "PROJOLLY SQUARE" according to the tile thickness and desired finish.
2. Cut "PROJOLLY SQUARE" to the desired length and apply the adhesive on the support where the profile will be laid.
3. Press the anchoring flange of "PROJOLLY SQUARE" into the adhesive.
4. Lay the tiles, aligning them with the profile leaving a 2 mm joint.
5. Fill the joints between the profile and the tiles with grout, in order to avoid water stagnation. Remove immediately all the remains of grout from the surface of the profile.

## CAPSULES, END CAPS and THREE-WAYS JOINTS

STAINLESS STEEL AISI 316LL

Capsules & end caps of the on demand profiles are also on demand \*

**CAPSULES and END CAPS - POLISHED STAINLESS STEEL AISI 316LL/1.4404**

| Article          | H mm          | €/Pack 10 Pcs | €/Pack 2 Pcs |
|------------------|---------------|---------------|--------------|
| CPJQSACM .../... | 08/10/11/12,5 | 202,99        | 42,61        |
| TPJQSACM .../... | 08/10/11/12,5 | 38,29         | 7,67         |

Choose the desired pack. & height  
Ex.: 10 mm capsule in 10 Pcs PACMk - CPJQSACM 10/10

**CAPSULES and END CAPS - BRUSHED STAINLESS STEEL AISI 316LL/1.4404**


| Article           | H mm      | €/Pack 10 Pcs | €/Pack 2 Pcs |
|-------------------|-----------|---------------|--------------|
| CPJQSACMS .../... | 10/11/125 | 202,99        | 42,61        |
| TPJQSACMS .../... | 10/11/125 | 38,29         | 7,67         |

Choose the desired pack. & height  
Ex.: 10 mm capsule in 10 Pcs PACMk - CPJQSACMS 10/10

**JOINTS - PLASTIC**

| Article      | H mm         | €/Pack 10 Pcs | €/Pack 2 Pcs |
|--------------|--------------|---------------|--------------|
| G1JQ .../... | 08/10/11/125 | 28,15         | 6,16         |

Choose the desired pack. & height  
Ex.: 8 mm joint in 10 Pcs Pack - G1JQ 08/10



\* = Production on demand with minimum quantity of 100 pcs. Production delay 4/5 weeks. Price to be agreed

Prices are referred to whole Packs 10% increase for minimum orders of 10 Pcs 20% increase for orders of less than 10 Pcs.





**PROJOLLY SQUARE** is a square corner bead profile in chromed brass or antique brass that can be applied on external corners of coverings. It can be used to close the perimeter of coverings, like a connection profile between step tread and riser of stairs coated with ceramic and natural stone tiles, and also as separation profile for floor and wall coverings. Its particular section and elegance and the availability of special pieces such as internal and external corners, end caps and joints make **PROJOLLY SQUARE** a much sought-after profile that allows an elegant workmanlike application.

# PROJOLLY SQUARE

CHROMED BRASS, BRUSHED AND ANTIQUE BRASS



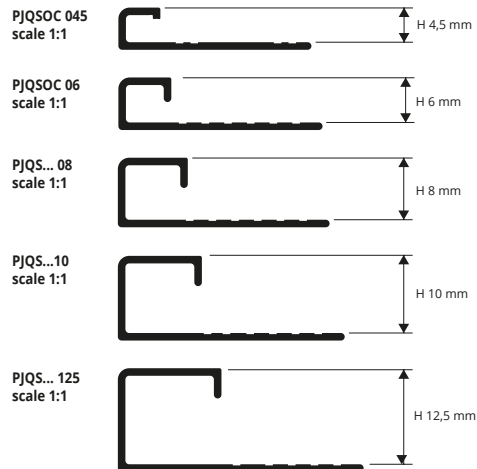
**CHROMED BRASS thermo Packed**  
bar length 2,7 lm - Pack 20 Pcs - 54 lm

| Article    | H mm | €/lm  | €/Pc  |
|------------|------|-------|-------|
| PJQSOC 045 | 4,5  | 20,85 | 56,30 |
| PJQSOC 06  | 6    | 23,79 | 64,23 |
| PJQSOC 08  | 8    | 28,13 | 75,95 |
| PJQSOC 10  | 10   | 30,03 | 81,08 |
| PJQSOC 125 | 12,5 | 31,13 | 84,05 |



**BRUSHED BRASS thermo Packed**  
bar length 2,7 lm - Pack 20 Pcs - 54 lm

| Article    | H mm | €/lm  | €/Pc  |
|------------|------|-------|-------|
| PJQSOS 045 | 4,5  | 13,86 | 37,42 |
| PJQSOS 06  | 6    | 16,12 | 43,52 |
| PJQSOS 08  | 8    | 16,81 | 45,39 |
| PJQSOS 10  | 10   | 17,61 | 47,55 |
| PJQSOS 125 | 12,5 | 19,53 | 52,73 |



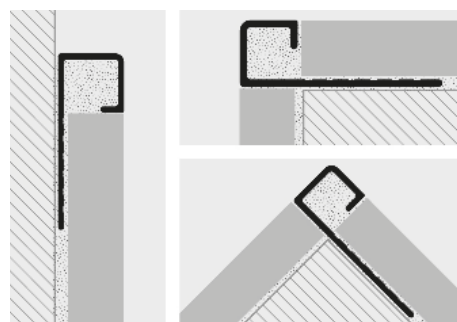
**ANTIQU BRASS thermo Packed** bar length 2,7 lm  
Pack 20 Pcs - 54 lm (PJQSOB 125 - Pack 10 Pcs)

| Article    | H mm | €/lm  | €/Pc   |
|------------|------|-------|--------|
| PJQSOB 08  | 8    | 35,52 | 95,90  |
| PJQSOB 10  | 10   | 38,58 | 104,17 |
| PJQSOB 125 | 12,5 | 40,71 | 109,92 |

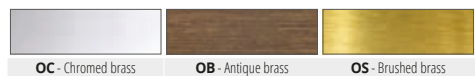
### INSTRUCTIONS FOR LAYING

1. Choose "PROJOLLY SQUARE" according to the tile thickness.
2. Cut "PROJOLLY SQUARE" to the desired length and apply the adhesive on the support where the profile will be laid.
3. Press the anchoring flange of "PROJOLLY SQUARE" into the adhesive.
4. Lay the tiles, aligning them with the profile leaving a 2 mm joint. Remove immediately all remains of adhesive from the surface of the profile.
5. Fill the joints between the profile and the tiles with grout, in order to avoid water stagnation. Remove immediately all the remains of grout from the surface of the profile.

### EXAMPLES OF LAYING



### COLOURS



## CAPSULES, END CAPS and THREE-WAYS JOINTS

CHROMED BRASS - PLASTIC

Capsules & end caps of the on demand profiles are also on demand \*

### CAPSULES and END CAPS - CHROMED BRASS

| Article         | H mm             | €/Pack 10 Pcs | €/Pack 2 Pcs |
|-----------------|------------------|---------------|--------------|
| CPJQSOC .../... | 045/06/08/10/125 | 166,83        | 35,05        |
| TPJQSOC .../... | 045/06/08/10/125 | 31,47         | 6,62         |

Choose the desired pack. & height  
Ex.: 10 mm capsule in 10 Pcs Pack - CPJQSOS 10/10

### CAPSULES and END CAPS - ANTIQUE BRASS

| Article         | H mm      | €/Pack 10 Pcs | €/Pack 2 Pcs |
|-----------------|-----------|---------------|--------------|
| CPJQSOB .../... | 08/10/125 | 214,51        | 45,16        |
| TPJQSOB .../... | 08/10/125 | 40,50         | 4,25         |

Choose the desired pack. & height  
Ex.: 10 mm capsule in 10 Pcs Pack - CPJQSOB 10/10

### CAPSULES and END CAPS - BRUSHED BRASS


| Article         | H mm             | €/Pack 10 Pcs | €/Pack 2 Pcs |
|-----------------|------------------|---------------|--------------|
| CPJQSOS .../... | 045/06/08/10/125 | 166,83        | 35,05        |
| TPJQSOS .../... | 045/06/08/10/125 | 31,47         | 6,62         |

Choose the desired pack. & height  
Ex.: 10 mm capsule in 10 Pcs Pack - CPJQSOS 10/10

### JOINTS - PLASTIC

| Article      | H mm             | €/Pack 10 Pcs | €/Pack 2 Pcs |
|--------------|------------------|---------------|--------------|
| GIJQ .../... | 045/06/08/10/125 | 29,56         | 6,47         |

Choose the desired pack. & height  
Ex.: 8 mm joint in 10 Pcs Pack - GIJQ 08/10



= News 2023

\* = Production on demand with minimum quantity of 100 pcs. Production delay 4/5 weeks. Price to be agreed

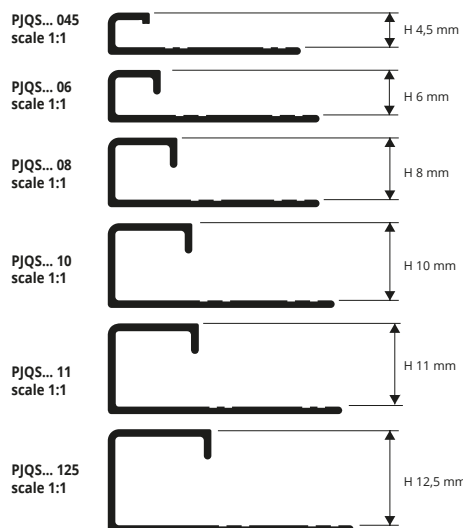
Prices are referred to whole packs 10% increase for minimum orders of 10 Pcs 20% increase for orders of less than 10 Pcs.



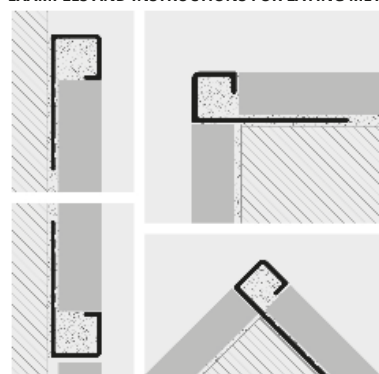
# PROJOLLY SQUARE

ANODIZED AND POLISHED ALUMINIUM

**PROJOLLY SQUARE** is a square corner bead profile in anodized and polished aluminium that can be applied on external corners of coverings. It can be used to close the perimeter of coverings, like a connection profile between step tread and riser of stairs coated with ceramic and natural stone tiles and also as separation profile for floor and wall coverings. Its particular section and elegance, the availability in eight finishes and special pieces such as internal and external corners, end caps and joints make **PROJOLLY SQUARE** a much sought-after profile that allows an elegant workmanlike application.



**EXAMPLES AND INSTRUCTIONS FOR LAYING METHODS**



1. Choose "PROJOLLY SQUARE" according to the tile thickness and desired finish. 2. Cut "PROJOLLY SQUARE" to the desired length and apply the adhesive on the support where the profile will be laid. 3. Press the anchoring flange of "PROJOLLY SQUARE" into the adhesive. 4. Lay the tiles, aligning them with the profile leaving a 2 mm joint. Remove immediately all remains of adhesive from the surface of the profile. 5. Fill the joints between the profile and the tiles with grout, in order to avoid water stagnation. Remove immediately all the remains of grout from the surface of the profile.



**ANODIZED ALUMINIUM thermo Packed** (silver-gold-copper-titanium-black) bar length 2,7 lm - Pack 40 Pcs - 108 lm (H 12,5 mm - Pack 20 Pcs - 54 lm)

| Article    | H mm | €/lm  | €/Pc  |
|------------|------|-------|-------|
| PJQSAA 045 | 4,5  | 5,54  | 14,96 |
| PJQSAA 06  | 6    | 5,64  | 15,23 |
| PJQSAA 08  | 8    | 5,68  | 15,34 |
| PJQSAA 10  | 10   | 6,10  | 16,47 |
| PJQSAA 11  | 11   | 6,59  | 17,79 |
| PJQSAA 125 | 12,5 | 6,97  | 18,82 |
| PJQSAO 08  | 8    | 6,51  | 17,58 |
| PJQSAO 10  | 10   | 7,04  | 19,01 |
| PJQSAO 125 | 12,5 | 7,78  | 21,01 |
| PJQSAR 045 | 4,5  | 7,17  | 19,36 |
| PJQSAR 06  | 6    | 7,51  | 20,28 |
| PJQSAR 08  | 8    | 7,78  | 21,01 |
| PJQSAR 10  | 10   | 8,18  | 22,09 |
| PJQSAR 125 | 12,5 | 8,73  | 23,57 |
| PJQSAT 045 | 4,5  | 5,91  | 15,96 |
| PJQSAT 06  | 6    | 6,24  | 16,85 |
| PJQSAT 08  | 8    | 6,51  | 17,58 |
| PJQSAT 10  | 10   | 7,04  | 19,01 |
| PJQSAT 11  | 11   | 7,44  | 20,09 |
| PJQSAT 125 | 12,5 | 7,78  | 21,01 |
| PJQSNE 08  | 8    | 10,77 | 29,08 |
| PJQSNE 10  | 10   | 11,42 | 30,83 |
| PJQSNE 11  | 11   | 12,74 | 34,40 |
| PJQSNE 125 | 12,5 | 14,30 | 38,61 |



**POLISHED ALUMINIUM thermo Packed** (chrome-gold-titanium-copper-black) bar length 2,7 lm - Pack 40 Pcs - 108 lm (H 12,5 mm - Pack 20 Pcs - 54 lm)

| Article    | H mm | €/lm  | €/Pc  |
|------------|------|-------|-------|
| PJQSBC 045 | 4,5  | 9,21  | 24,87 |
| PJQSBC 06  | 6    | 9,31  | 25,14 |
| PJQSBC 08  | 8    | 9,40  | 25,38 |
| PJQSBC 10  | 10   | 10,33 | 27,89 |
| PJQSBC 11  | 11   | 10,99 | 29,67 |
| PJQSBC 125 | 12,5 | 11,67 | 31,51 |
| PJQSBO 08  | 8    | 9,40  | 25,38 |
| PJQSBO 10  | 10   | 10,33 | 27,89 |
| PJQSBO 125 | 12,5 | 11,67 | 31,51 |
| PJQSBR 045 | 4,5  | 9,31  | 25,14 |
| PJQSBR 06  | 6    | 9,31  | 25,14 |
| PJQSBR 08  | 8    | 9,40  | 25,38 |
| PJQSBR 10  | 10   | 10,33 | 27,89 |
| PJQSBR 125 | 12,5 | 11,67 | 31,51 |
| PJQSBT 045 | 4,5  | 9,31  | 25,14 |
| PJQSBT 06  | 6    | 9,31  | 25,14 |
| PJQSBT 08  | 8    | 9,40  | 25,38 |
| PJQSBT 10  | 10   | 10,33 | 27,89 |
| PJQSBT 11  | 11   | 10,99 | 29,67 |
| PJQSBT 125 | 12,5 | 11,67 | 31,51 |
| PJQSNB 08  | 8    | 12,09 | 32,64 |
| PJQSNB 10  | 10   | 12,79 | 34,53 |
| PJQSNB 11  | 11   | 13,19 | 35,61 |
| PJQSNB 125 | 12,5 | 13,64 | 36,83 |

**COLOURS**



## CAPSULES, END CAPS and THREE-WAYS JOINTS

\* Capsules & end caps of the on demand profiles are also on demand

ANODIZED AND POLISHED ALUMINIUM / PLASTIC

**CAPSULES and END CAPS - ANODIZED ALUMINIUM**

| Article         | H mm                | €/Pack 10 Pcs | €/Pack 2 Pcs |
|-----------------|---------------------|---------------|--------------|
| CPJQSAA .../... | 045/06/08/10/11/125 | 64,02         | 14,07        |
| TPJQSAA .../... | 045/06/08/10/11/125 | 29,54         | 6,44         |
| CPJQSAO .../... | 8/10/125            | 72,52         | 15,41        |
| TPJQSAO .../... | 8/10/125            | 29,54         | 6,44         |
| CPJQSAR .../... | 045/06/08/10/125    | 72,52         | 15,41        |
| TPJQSAR .../... | 045/06/08/10/125    | 29,54         | 6,44         |
| CPJQSAT .../... | 045/06/08/10/11/125 | 72,52         | 15,41        |
| TPJQSAT .../... | 045/06/08/10/11/125 | 29,54         | 6,44         |
| CPJQSNE .../... | 08/10/11/125        | 94,33         | 20,74        |
| TPJQSNE .../... | 08/10/11/125        | 29,54         | 6,44         |

**CAPSULES and END CAPS - POLISHED ALUMINIUM**

| Article         | H mm                | €/Pack 10 Pcs | €/Pack 2 Pcs |
|-----------------|---------------------|---------------|--------------|
| CPJQSBC .../... | 045/06/08/10/11/125 | 64,02         | 14,07        |
| TPJQSBC .../... | 045/06/08/10/11/125 | 29,54         | 6,44         |
| CPJQSBO .../... | 8/10/125            | 72,52         | 15,41        |
| TPJQSBO .../... | 8/10/125            | 29,54         | 6,44         |
| CPJQSBR .../... | 045/06/08/10/125    | 72,52         | 15,41        |
| TPJQSBR .../... | 045/06/08/10/125    | 29,54         | 6,44         |
| CPJQSBT .../... | 045/06/08/10/11/125 | 72,52         | 15,41        |
| TPJQSBT .../... | 045/06/08/10/11/125 | 29,54         | 6,44         |
| CPJQSNB .../... | 08/10/11/125        | 94,33         | 20,74        |
| TPJQSNB .../... | 08/10/11/125        | 29,54         | 6,44         |

**JOINTS - PLASTIC**

| Article      | H mm                | €/Pack 10 Pcs | €/Pack 2 Pcs |
|--------------|---------------------|---------------|--------------|
| GIJQ .../... | 045/06/08/10/11/125 | 28,15         | 6,16         |

Choose the desired pack. & height  
Ex.: 8 mm joint in 10 Pcs Pack - GIJQ 08/10



Choose the desired pack. & height  
Ex.: 10 mm capsule in 10 Pcs Pack - CPJQSAA 10/10

Choose the desired pack. & height  
Ex.: 10 mm capsule in 10 Pcs Pack - CPJQSBC 10/10

\* = Production on demand with minimum quantity of 100 pcs. Production delay 4/5 weeks. Price to be agreed

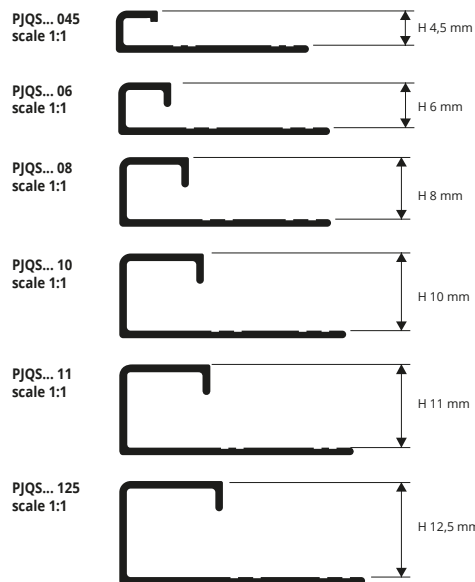
Prices are referred to whole packs 10% increase for minimum orders of 10 Pcs 20% increase for orders of less than 10 Pcs.



**PROJOLLY SQUARE** is a square corner bead profile in brushed and tiltex aluminium that can be applied on external corners of coverings. It can be used to close the perimeter of coverings, like a connection profile between step tread and riser of stairs coated with ceramic and natural stone tiles and also as separation profile for floor and wall coverings. Its particular section and elegance, the availability in eight finishes and special pieces such as internal and external corners, end caps and joints make **PROJOLLY SQUARE** a much sought-after profile that allows an elegant workmanlike application.

# PROJOLLY SQUARE

BRUSHED POLISHED AND ANODIZED BRUSHED TILTEX ALUMINIUM



**BRUSHED POLISHED ALUM. thermo Packed** (silver-gold-copper titanium-black)  
bar length 2,7 lm - Pack 40 Pcs - 108 lm (H 12,5 mm - Pack 20 Pcs - 54 lm)

| Article      | H mm | €/lm  | €/Pc    |
|--------------|------|-------|---------|
| PJQSBS 045   | 4,5  | 10,12 | 27,32 * |
| PJQSBS 06    | 6    | 10,46 | 28,24   |
| PJQSBS 08    | 8    | 10,58 | 28,57   |
| PJQSBS 10    | 10   | 11,40 | 30,78   |
| PJQSBS 11    | 11   | 12,09 | 32,64   |
| PJQSBS 125   | 12,5 | 12,87 | 34,75   |
| PJQSRS 045   | 4,5  | 10,12 | 27,32 * |
| PJQSRS 06    | 6    | 10,46 | 28,24   |
| PJQSRS 08    | 8    | 10,58 | 28,57   |
| PJQSRS 10    | 10   | 11,40 | 30,78   |
| PJQSRS 125   | 12,5 | 12,87 | 34,75   |
| PJQSTS 045   | 4,5  | 10,12 | 27,32 * |
| PJQSTS 06    | 6    | 10,46 | 28,24   |
| PJQSTS 08    | 8    | 10,58 | 28,57   |
| PJQSTS 10    | 10   | 11,40 | 30,78   |
| PJQSTS 11    | 11   | 12,09 | 32,64   |
| PJQSTS 125   | 12,5 | 12,87 | 34,75   |
| PJQSBOS 08   | 8    | 10,58 | 28,57   |
| PJQSBOS 10   | 10   | 11,40 | 30,78   |
| PJQSBOS 125  | 12,5 | 12,87 | 34,75   |
| PJQSBRAS 10  | 10   | 11,40 | 30,78 * |
| PJQSBRAS 125 | 12,5 | 12,87 | 34,75 * |
| PJQSNS 08    | 8    | 13,77 | 37,18   |
| PJQSNS 10    | 10   | 14,82 | 40,01   |
| PJQSNS 11    | 11   | 15,73 | 42,47   |
| PJQSNS 125   | 12,5 | 16,74 | 45,20   |

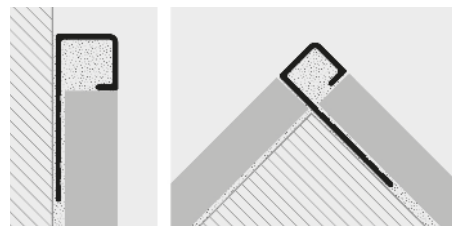
**ANOD. BRUSHED TILTEX ALUM. thermo Packed** (silver-copper-titanium)  
- bar length 2,7 lm - Pack 40 Pcs - 108 lm (H 12,5 mm - Pack 20 Pcs - 54 lm)

| Article    | H mm | €/lm  | €/Pc  |
|------------|------|-------|-------|
| PJQSBX 06  | 6    | 11,93 | 32,21 |
| PJQSBX 08  | 8    | 13,36 | 36,07 |
| PJQSBX 10  | 10   | 14,29 | 38,58 |
| PJQSBX 11  | 11   | 15,03 | 40,58 |
| PJQSBX 125 | 12,5 | 15,82 | 42,71 |
| PJQSRX 06  | 6    | 11,93 | 32,21 |
| PJQSRX 08  | 8    | 13,36 | 36,07 |
| PJQSRX 10  | 10   | 14,29 | 38,58 |
| PJQSRX 125 | 12,5 | 15,82 | 42,71 |
| PJQSTX 06  | 6    | 11,93 | 32,21 |
| PJQSTX 08  | 8    | 13,36 | 36,07 |
| PJQSTX 10  | 10   | 14,29 | 38,58 |
| PJQSTX 11  | 11   | 15,03 | 40,58 |
| PJQSTX 125 | 12,5 | 15,82 | 42,71 |

### COLOURS



### EXAMPLES AND INSTRUCTIONS FOR LAYING METHODS



1. Choose "PROJOLLY SQUARE" according to the tile thickness and desired finish. 2. Cut "PROJOLLY SQUARE" to the desired length and apply the adhesive on the support where the profile will be laid. 3. Press the anchoring flange of "PROJOLLY SQUARE" into the adhesive. 4. Lay the tiles, aligning them with the profile leaving a 2 mm joint. Remove immediately all remains of adhesive from the surface of the profile. 5. Fill the joints between the profile and the tiles with grout, in order to avoid water stagnation. Remove immediately all the remains of grout from the surface of the profile.

## CAPSULES, END CAPS and THREE-WAYS JOINTS

ANODIZED BRUSHED POLISHED ALUMINIUM, TILTEX / PLASTIC

Capsules & end caps of the on demand profiles are also on demand \*

### CAPSULES and END CAPS - BRUSHED POLISHED ALUMINIUM

| Article           | H mm                | €/Pack 10 Pcs | €/Pack 2 Pcs |
|-------------------|---------------------|---------------|--------------|
| CPJQSBS .../...   | 045/06/08/10/11/125 | 72,52         | 15,41        |
| TPJQSBS .../...   | 045/06/08/10/11/125 | 29,54         | 6,44         |
| CPJQSRS .../...   | 045/06/08/10/125    | 72,52         | 15,41        |
| TPJQSRS .../...   | 045/06/08/10/125    | 29,54         | 6,44         |
| CPJQTS .../...    | 045/06/08/10/11/125 | 72,52         | 15,41        |
| TPJQTS .../...    | 045/06/08/10/11/125 | 29,54         | 6,44         |
| CPJQSBOS .../...  | 08/10/125           | 72,52         | 15,41        |
| TPJQSBOS .../...  | 08/10/125           | 29,54         | 6,44         |
| CPJQSBRAS .../... | 10/125              | 72,52         | 15,41        |
| TPJQSBRAS .../... | 10/125              | 29,54         | 6,44         |
| CPJQSNS .../...   | 08/10/11/125        | 72,52         | 15,41        |
| TPJQSNS .../...   | 08/10/11/125        | 29,54         | 6,44         |

### CAPSULES and END CAPS - ANODIZED BRUSHED TILTEX ALUMINIUM

| Article         | H mm            | €/Pack 10 Pcs | €/Pack 2 Pcs |
|-----------------|-----------------|---------------|--------------|
| CPJQSBX .../... | 06/08/10/11/125 | 95,21         | 19,98        |
| TPJQSBX .../... | 06/08/10/11/125 | 29,54         | 6,44         |
| CPJQSRX .../... | 06/08/10/125    | 95,21         | 19,98        |
| TPJQSRX .../... | 06/08/10/125    | 29,54         | 6,44         |
| CPJQSTX .../... | 06/08/10/11/125 | 95,21         | 19,98        |
| TPJQSTX .../... | 06/08/10/11/125 | 29,54         | 6,44         |

Choose the desired pack. & height  
Ex.: 10 mm capsule in 10 Pcs Pack - CPJQSBX 10/10

### JOINTS - PLASTIC

| Article      | H mm                | €/Pack 10 Pcs | €/Pack 2 Pcs |
|--------------|---------------------|---------------|--------------|
| GIJQ .../... | 045/06/08/10/11/125 | 28,15         | 6,16         |

Choose the desired pack. & height  
Ex.: 8 mm joint in 10 Pcs Pack - GIJQ 08/10



Choose the desired pack. & height  
Ex.: 10 mm capsule in 10 Pcs Pack - CPJQSBS 10/10

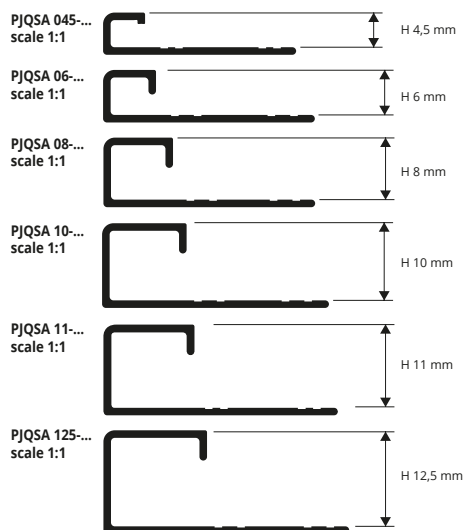
\* = Production on demand with minimum quantity of 100 pcs. Production delay 4/5 weeks. Price to be agreed

Prices are referred to whole packs 10% increase for minimum orders of 10 Pcs 20% increase for orders of less than 10 Pcs.

# PROJOLLY SQUARE

ALUMINIUM STONE LINE, VARNISHED ALUMINIUM AND TUSCANY LINE

**PROJOLLY SQUARE** is a corner bead profile in powder coated aluminum that can be applied on external corners of coverings. It can be used to close the perimeter of coverings. Its particular section and the availability of several finishes and special pieces such as internal and external corners, junctions and end caps make **PROJOLLY SQUARE** an elegant and much-sought after profile. workmanlike application.



**STONE LINE thermo Packed**  
bar length 2,7 lm - Pack 20 Pcs-54 lm

| Article         | H mm | €/lm  | €/Pc  |
|-----------------|------|-------|-------|
| PJQSA 06-SL...  | 6    | 9,13  | 24,65 |
| PJQSA 08-SL...  | 8    | 9,47  | 25,57 |
| PJQSA 10-SL...  | 10   | 9,80  | 26,46 |
| PJQSA 11-SL...  | 11   | 10,12 | 27,32 |
| PJQSA 125-SL... | 12,5 | 10,45 | 28,21 |

Available in the colours: SL01 - SL02 - SL03 - SL04 - SL05 - SL06 - SL07 - SL08 - SL09 - SL10 - SL11 - SL12 - SL13.



**WHITE VARNISHED ALUMINIUM thermo Packed**  
bar length 2,7 lm - Pack 20 Pcs - 54 lm (white colour 40 Pcs-108 lm)

| Article      | H mm | €/lm | €/Pc    |
|--------------|------|------|---------|
| PJQSA 045-01 | 4,5  | 6,63 | 17,90 * |
| PJQSA 08-01  | 8    | 6,85 | 18,50   |
| PJQSA 10-... | 10   | 7,37 | 19,90   |
| PJQSA 11-01  | 11   | 7,71 | 20,82 * |
| PJQSA 125-01 | 12,5 | 8,03 | 21,68   |


Available in the colours: 01 - 0106 - 02 - 11. Available on demand 010 - 03 - 0211 - 0311 - 06 - 10 - 17 with a minimum quantity order of 100 pcs.

**TUSCANY LINE thermo Packed**  
bar length 2,7 lm - Pack 40 Pcs- 108 lm (H 12,5 mm - Pack 20 Pcs)

| Article       | H mm | €/lm  | €/Pc    |
|---------------|------|-------|---------|
| PJQSA 08-...  | 8    | 9,47  | 25,57 * |
| PJQSA 10-...  | 10   | 9,80  | 26,46   |
| PJQSA 125-... | 12,5 | 10,45 | 28,21   |

Available in the colours: 03TU - 05TU - 20TU.  
The code of the selected colour must be added to the article code.  
E.g.: PJQA 08-... (chosen colour tuscanly grey) PJQA 08-03TU.

### EXAMPLES AND INSTRUCTIONS FOR LAYING METHODS



1. Choose "PROJOLLY SQUARE" according to the tile thickness and desired finish. 2. Cut "PROJOLLY SQUARE" to the desired length and apply the adhesive on the support where the profile will be laid. 3. Press the anchoring flange of "PROJOLLY SQUARE" into the adhesive. 4. Lay the tiles, aligning them with the profile leaving a 2 mm joint. Remove immediately all remains of adhesive from the surface of the profile. 5. Fill the joints between the profile and the tiles with grout, in order to avoid water stagnation. Remove immediately all the remains of grout from the surface of the profile.

### COLOURS

| STONE LINE                            |   |   |  |                                       |                           |                        |
|---------------------------------------|---|---|--|---------------------------------------|---------------------------|------------------------|
| SL01 - Stone white                    | SL02 - Stone cream                          | SL03 - Stone greyvory                         | SL04 - Stone sand                          | SL05 - Stone gray                     | SL06 - Stone cristal gray | SL07 - Stone antragraj |
| SL08 - Stone antradark                | SL09 - Stone bronze                         | SL10 - Stone corten                           | SL11 - Stone brown                         | SL12 - Stone black                    | SL13 - Stone oyster grey  |                        |
| VARNISHED                             |   |   |  |                                       |                           |                        |
| 01 - White varnished aluminium (9016) | 010 - White Matt varnished aluminium (9016) | 0106 - White ivory varnished aluminium (9001) | 02 - Light grey varnished aluminium (7035) | 11 - Black varnished aluminium (9005) | 03TU - Tuscanly grey      | 05TU - Tuscanly beige  |
|                                       |   |   |  |                                       | 20TU - Tuscanly bronze    |                        |
| TUSCANY LINE                          |   |   |  |                                       |                           |                        |

AVAILABLE MINIMUM QUANTITY 100 PCS by colour and height (Price to be agreed. Production delay 4/5 weeks)

|  |   |  |                                   |   |                                   |
|--|---|--|-----------------------------------|---|-----------------------------------|
| 03 - Stone grey varnished alum. (7030) | 0211 - Varnished quartz grey alum. (7039) | 0311 - Varnished asphalt grey alum. (7043) | 06 - Varnished ivory alum. (1015) | 10 - Klinker red varnished alum. (8004) | 17 - Varnished bahama beige alum. |
|--|---|--|-----------------------------------|---|-----------------------------------|

## CAPSULES, END CAPS and THREE-WAYS JOINTS

ALUMINIUM STONE LINE, TUSCANY LINE AND VARNISHED ALUMINIUM / PLASTIC

\* Capsules & end caps of the on demand profiles are also on demand

### CAPSULES and END CAPS - STONE LINE

| Article              | H mm             | €/Pack 10 Pcs | €/Pack 2 Pcs |
|----------------------|------------------|---------------|--------------|
| CPJQSA ...-SL.../... | 06/08/10/11/12,5 | 75,05         | 16,52        |
| TPJQSA ...-SL.../... | 06/08/10/11/12,5 | 48,30         | 10,63        |

Choose the desired pack. & height  
Ex.: 10 mm capsule in 10 Pcs Pack - CPJQSA 10-SL01/10

### CAPSULES and END CAPS - VARNISHED


| Article            | H mm             | €/Pack 10 Pcs | €/Pack 2 Pcs |
|--------------------|------------------|---------------|--------------|
| CPJQSA ...-.../... | 045/08/10/11/125 | 65,43         | 14,38        |
| TPJQSA ...-.../... | 045/08/10/11/125 | 29,54         | 6,44         |

Choose the desired pack. & height  
Ex.: 10 mm capsule in 10 Pcs Pack - CPJQSA 10-03/10

### CAPSULES and END CAPS - TUSCANY LINE

| Article              | H mm      | €/Pack 10 Pcs | €/Pack 2 Pcs |
|----------------------|-----------|---------------|--------------|
| CPJQSA ...-...TU/... | 08/10/125 | 101,18        | 22,26        |

Choose the desired pack. & height  
Ex.: 10 mm capsule in 10 Pcs Pack - CPJQSA 10-03/10



### JOINTS - PLASTIC

| Article      | H mm                | €/Pack 10 Pcs | €/Pack 2 Pcs |
|--------------|---------------------|---------------|--------------|
| GIJQ .../... | 045/06/08/10/11/125 | 28,15         | 6,16         |

Choose the desired pack. & height  
Ex.: 8 mm joint in 10 Pcs Pack - GIJQ 08/10

\* = Production on demand with minimum quantity of 100 pcs. Production delay 4/5 weeks. Price to be agreed

Prices are referred to whole packs 10% increase for minimum orders of 10 Pcs 20% increase for orders of less than 10 Pcs.

**PROJOLLY SQUARE** is a square corner bead profile in shockproof non - toxic colored vinyl resin that can be applied on external corners of coverings. It can be used to close the perimeter of coverings. Its particular section, the availability in different colours also on demand and special pieces such as internal and external corners make **PROJOLLY SQUARE** a much sought-after profile. It can be easily matched with the wall covering and that allows an elegant workmanlike application.

# PROJOLLY SQUARE

SHOCKPROOF NON - TOXIC COLORED VINYL RESIN



PJQ 06-...  
scale 1:1



PJQ 08-...  
scale 1:1



PJQ 10-...  
scale 1:1



PJQ 125-...  
scale 1:1



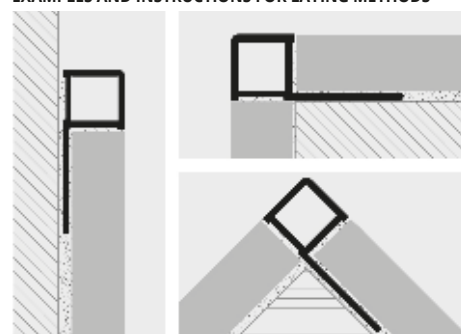
**NON-TOXIC SHOCKPROOF VINYL RESIN**  
bar length 2,7 lm - Pack 20 Pcs - 54 lm (white colour 40 Pcs-108 lm)

| Article     | H mm | €/lm | €/Pc |
|-------------|------|------|------|
| PJQ 06-...  | 6    | 1,32 | 3,56 |
| PJQ 08-...  | 8    | 1,38 | 3,73 |
| PJQ 10-...  | 10   | 1,50 | 4,05 |
| PJQ 125-... | 12,5 | 1,63 | 4,40 |

H 6 mm available the colours 01, other colours on demand.  
Available in the colours: 00-01-0106-03-06-12-17. On demand 02-04-05-07-08-09-10-11-13-14-15-16-18-19-20-21-22-23-24-25-26-27-28-29 with a minimum quantity order of 800 pcs.  
The code of the selected colour must be added to the article code.  
E.g.: PJQ 08-... (chosen colour white) PJQ 08-01.

**WHITE NOT FOR SALE SINGLY**

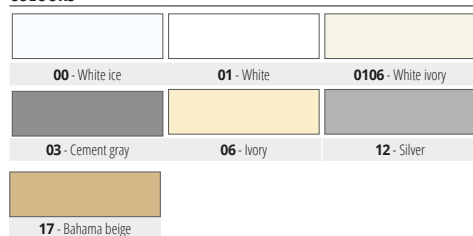
### EXAMPLES AND INSTRUCTIONS FOR LAYING METHODS



1. Choose "PROJOLLY SQUARE" according to the tile thickness and desired colour.
2. Cut "PROJOLLY SQUARE" to the desired length and apply the adhesive on the support where the profile will be laid.
3. Press the anchoring flange of "PROJOLLY SQUARE" into the adhesive.
4. Lay the tiles, aligning them with the profile leaving a 2 mm joint. Remove immediately all remains of adhesive from the surface of the profile.
5. Fill the joints between the profile and the tiles with grout, in order to avoid water stagnation. Remove immediately all the remains of grout from the surface of the profile.

© 2020 All rights reserved by Progress Profiles. Printed in Italy

### COLOURS




**AVAILABLE MINIMUM QUANTITY 800 PCS** by colour and height (Price to be agreed. Production delay 4/5 weeks)



## CAPSULES and THREE-WAYS JOINTS

POLYPROPYLENE / POLYETHYLENE UV RESISTANT



### EXTERNAL CAPSULES POLYPROPYLENE/POLYETHYLENE

| Article          | H mm | €/Pack 20 Pcs | €/Pack 5 Pcs |
|------------------|------|---------------|--------------|
| CPJQ 06-.../...  | 6    | 22,12         | 6,63         |
| CPJQ 08-.../...  | 8    | 22,59         | 6,75         |
| CPJQ 10-.../...  | 10   | 23,11         | 6,91         |
| CPJQ 125-.../... | 12,5 | 23,86         | 7,78         |

INTERNAL CAPSULES



IPJQ ...-.../...

EXTERNAL CAPSULES



CPJQ ...-.../...

### INTERNAL CAPSULES POLYPROPYLENE/POLYETHYLENE

| Article          | H mm | €/Pack 20 Pcs | €/Pack 5 Pcs |
|------------------|------|---------------|--------------|
| IPJQ 06-.../...  | 6    | 22,12         | 6,63         |
| IPJQ 08-.../...  | 8    | 22,59         | 6,75         |
| IPJQ 10-.../...  | 10   | 23,11         | 6,91         |
| IPJQ 125-.../... | 12,5 | 23,86         | 7,78         |

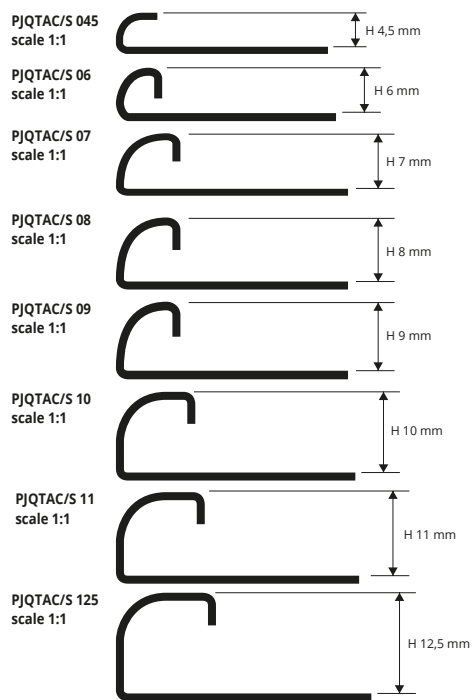
H 6 mm available the colours 01, other colours on demand.  
Available in the colours: 00-01-0106-03-06-12-17. On demand 02-04-05-07-08-09-10-11-13-14-15-16-18-19-20-21-22-23-24-25-26-27-28-29  
The code of the selected colour must be added to the article code.  
E.g.: CPJQ 08-.../... (chosen colour white) CPJQ 08-01/20.  
IPJQ 08-.../... (chosen colour white) IPJQ 08-01/20.



# PROJOLLY QUART

POLISHED, SUPER POLISHED AND BRUSHED STAINLESS STEEL AISI 304/1.4301-V2A

**PROJOLLY QUART** is a quarter-circle rounded bead profile in polished, super polished and brushed stainless steel AISI 304/1.4301-V2A that can be applied on external corners of coverings. It can be used to close the perimeter of coverings and like a connection profile between step tread and riser of stairs coated with ceramic or natural stone tiles. Its particular section, the availability in three different finishes and special pieces such as internal and external corners, end caps and joints make **PROJOLLY QUART** a much sought-after profile that allows a workmanlike application even in environments subject to high mechanical stresses.



**EXAMPLES FOR LAYING METHODS**



**POLISHED STAINLESS STEEL AISI 304/1.4301-V2A with protective film**  
 bar length 2,7 lm - pack. 20 Pcs - 54 lm (H 4,5 mm - 108 lm) - 10/10 mm

| Article    | H mm | €/lm  | €/Pc  |
|------------|------|-------|-------|
| PJQTAC 045 | 4,5  | 10,61 | 28,65 |
| PJQTAC 06  | 6    | 11,56 | 31,21 |
| PJQTAC 07  | 7    | 11,95 | 32,27 |
| PJQTAC 08  | 8    | 12,33 | 33,29 |
| PJQTAC 09  | 9    | 12,80 | 34,56 |
| PJQTAC 10  | 10   | 13,28 | 35,86 |
| PJQTAC 11  | 11   | 13,80 | 37,26 |
| PJQTAC 125 | 12,5 | 14,24 | 38,45 |

**SUPER POLISHED STAINLESS STEEL AISI 304/1.4301-V2A thermo packed**  
 bar length 2,7 lm - pack. 20 Pcs 54 lm (H 4,5 mm - 108 ml) - 10/10 mm

| Article      | H mm | €/lm  | €/Pc  |
|--------------|------|-------|-------|
| PJQTACML 045 | 4,5  | 12,89 | 34,80 |
| PJQTACML 06  | 6    | 14,44 | 38,99 |
| PJQTACML 07  | 7    | 14,85 | 40,09 |
| PJQTACML 08  | 8    | 15,20 | 41,04 |
| PJQTACML 09  | 9    | 15,70 | 42,39 |
| PJQTACML 10  | 10   | 16,16 | 43,63 |
| PJQTACML 11  | 11   | 16,66 | 44,98 |
| PJQTACML 125 | 12,5 | 17,05 | 46,04 |



**Brushed STAINLESS ST. AISI 304/1.4301-V2A with protective film**  
 bar length 2,7 lm - pack. 20 Pcs - 54 lm (H 4,5 mm - 108 lm) - 10/10 mm

| Article     | H mm | €/lm  | €/Pc  |
|-------------|------|-------|-------|
| PJQTACS 045 | 4,5  | 13,35 | 36,05 |
| PJQTACS 06  | 6    | 13,85 | 37,40 |
| PJQTACS 07  | 7    | 14,31 | 38,64 |
| PJQTACS 08  | 8    | 14,68 | 39,64 |
| PJQTACS 09  | 9    | 15,21 | 41,07 |
| PJQTACS 10  | 10   | 15,71 | 42,42 |
| PJQTACS 11  | 11   | 16,17 | 43,66 |
| PJQTACS 125 | 12,5 | 16,54 | 44,66 |

**COLOURS**



**SUITABLE FOR USE IN CONTACT WITH FOODSTUFFS.**

**INSTRUCTIONS FOR LAYING METHODS**

1. Choose "PROJOLLY QUART" according to the tile thickness and desired finish.
2. Cut "PROJOLLY QUART" to the desired length and apply the adhesive on the support where the profile will be laid.
3. Press the anchoring flange of "PROJOLLY QUART" into the adhesive.
4. Lay the tiles, aligning them with the profile leaving a 2 mm joint. Remove immediately all remains of adhesive from the surface of the profile.
5. Fill the joints between the profile and the tiles with grout, in order to avoid water stagnation. Remove immediately all the remains of grout from the surface of the profile.

## CAPSULES, END CAPS and THREE-WAYS JOINTS

\* Capsules & end caps of the on demand profiles are also on demand

POLISHED, SUPER POLISHED AND BRUSHED STAINLESS ST. AISI 304/1.4301-V2A / PLASTIC

**CAPSULES and END CAPS - POLISHED STAINLESS ST. AISI 304/1.4301-V2A**

| Article                             | H mm | €/Pack 10 Pcs | €/Pack 2 Pcs |
|-------------------------------------|------|---------------|--------------|
| CPJQTAC 045/...                     | 4,5  | 142,88        | 31,51        |
| IPJQTAC 045/...                     | 4,5  | 142,88        | 31,51        |
| CPJQTAC 06/...                      | 6    | 148,85        | 33,54        |
| IPJQTAC 06/...                      | 6    | 148,85        | 33,54        |
| CPJQTAC 07/...                      | 7    | 152,78        | 33,84        |
| IPJQTAC 07/...                      | 7    | 152,78        | 33,84        |
| CPJQTAC 08/...                      | 8    | 155,57        | 34,14        |
| IPJQTAC 08/...                      | 8    | 155,57        | 34,14        |
| CPJQTAC 09/...                      | 9    | 161,02        | 34,49        |
| IPJQTAC 09/...                      | 9    | 161,02        | 34,49        |
| CPJQTAC 10/...                      | 10   | 166,22        | 34,86        |
| IPJQTAC 10/...                      | 10   | 166,22        | 34,86        |
| CPJQTAC 11/...                      | 11   | 174,34        | 36,20        |
| IPJQTAC 11/...                      | 11   | 174,34        | 36,20        |
| CPJQTAC 125/...                     | 12,5 | 181,05        | 37,55        |
| IPJQTAC 125/...                     | 12,5 | 181,05        | 37,55        |
| TPJQTAC 045-06-08-10-11-125-.../... |      | 29,54         | 6,44         |

Choose the desired packaging: E.g.: CPJQTAC .../10 (Pack. 10 Pcs)  
 CPJQTAC .../2 (Pack. 2 Pcs)

**CAPSULES and END CAPS - BRUSHED STAINLESS ST. AISI 304/1.4301-V2A**

| Article                              | H mm | €/Pack 10 Pcs | €/Pack 2 Pcs |
|--------------------------------------|------|---------------|--------------|
| CPJQTACS 045/...                     | 4,5  | 166,22        | 36,20        |
| IPJQTACS 045/...                     | 4,5  | 166,22        | 36,20        |
| CPJQTACS 06/...                      | 6    | 167,75        | 36,88        |
| IPJQTACS 06/...                      | 6    | 167,75        | 36,88        |
| CPJQTACS 07/...                      | 7    | 168,38        | 37,27        |
| IPJQTACS 07/...                      | 7    | 168,38        | 37,27        |
| CPJQTACS 08/...                      | 8    | 169,00        | 37,55        |
| IPJQTACS 08/...                      | 8    | 169,00        | 37,55        |
| CPJQTACS 09/...                      | 9    | 174,34        | 37,91        |
| IPJQTACS 09/...                      | 9    | 174,34        | 37,91        |
| CPJQTACS 10/...                      | 10   | 179,66        | 38,22        |
| IPJQTACS 10/...                      | 10   | 179,66        | 38,22        |
| CPJQTACS 11/...                      | 11   | 186,12        | 39,23        |
| IPJQTACS 11/...                      | 11   | 186,12        | 39,23        |
| CPJQTACS 125/...                     | 12,5 | 191,84        | 40,23        |
| IPJQTACS 125/...                     | 12,5 | 191,84        | 40,23        |
| TPJQTACS 045-06-08-10-11-125-.../... |      | 29,54         | 6,44         |

Choose the desired packaging: E.g.: CPJQTACS .../10 (Pack. 10 Pcs)  
 CPJQTACS .../2 (Pack. 2 Pcs)

**CAPSULES - SUPER POLISHED STAINLESS ST. AISI 304/1.4301-V2A**


| Article           | H mm | €/Pack 10 Pcs | €/Pack 2 Pcs |
|-------------------|------|---------------|--------------|
| CPJQTACML 045/... | 4,5  | 166,22        | 36,20        |
| IPJQTACML 045/... | 4,5  | 166,22        | 36,20        |
| CPJQTACML 06/...  | 6    | 167,75        | 36,88        |
| IPJQTACML 06/...  | 6    | 167,75        | 36,88        |
| CPJQTACML 07/...  | 7    | 168,38        | 37,27        |
| IPJQTACML 07/...  | 7    | 168,38        | 37,27        |
| CPJQTACML 08/...  | 8    | 169,00        | 37,55        |
| IPJQTACML 08/...  | 8    | 169,00        | 37,55        |
| CPJQTACML 09/...  | 9    | 174,34        | 37,91        |
| IPJQTACML 09/...  | 9    | 174,34        | 37,91        |
| CPJQTACML 10/...  | 10   | 179,66        | 38,22        |
| IPJQTACML 10/...  | 10   | 179,66        | 38,22        |
| CPJQTACML 11/...  | 11   | 186,12        | 39,23        |
| IPJQTACML 11/...  | 11   | 186,12        | 39,23        |
| CPJQTACML 125/... | 12,5 | 191,84        | 40,23        |
| IPJQTACML 125/... | 12,5 | 191,84        | 40,23        |

Choose the desired packaging: E.g.: CPJQTACML .../10 (Pack. 10 Pcs)  
 CPJQTACML .../2 (Pack. 2 Pcs)

**JOINTS - PLASTIC**

| Article      | H mm | €/Pack 10 Pcs | €/Pack 2 Pcs |
|--------------|------|---------------|--------------|
| GJQT 045/... | 4,5  | 28,15         | 6,16         |
| GJQT 06/...  | 6    | 28,15         | 6,16         |
| GJQT 07/...  | 7    | 28,15         | 6,16         |
| GJQT 08/...  | 8    | 28,15         | 6,16         |
| GJQT 09/...  | 9    | 28,15         | 6,16         |
| GJQT 10/...  | 10   | 28,15         | 6,16         |
| GJQT 11/...  | 11   | 28,15         | 6,16         |
| GJQT 125/... | 12,5 | 28,15         | 6,16         |

Choose the desired packaging: E.g.: GJQT .../10 (Pack. 10 Pcs)  
 GJQT .../2 (Pack. 2 Pcs)



= News 2023

\* = Production on demand with minimum quantity of 100 pcs. Production delay 4/5 weeks. Price to be agreed

**PROJOLLY QUART** is a quarter-circle rounded bead profile in anodized and polished aluminium that can be applied on external corners of coverings. It can be used to close the perimeter of coverings and like a connection profile between step tread and riser of stairs coated with ceramic and natural stone tiles. Its particular section and elegance, the availability in four finishes and special pieces such as internal and external corners, end caps and joints make **PROJOLLY QUART** a much sought-after profile that allows an elegant workmanlike application.

# PROJOLLY QUART

ANODIZED AND POLISHED ALUMINIUM



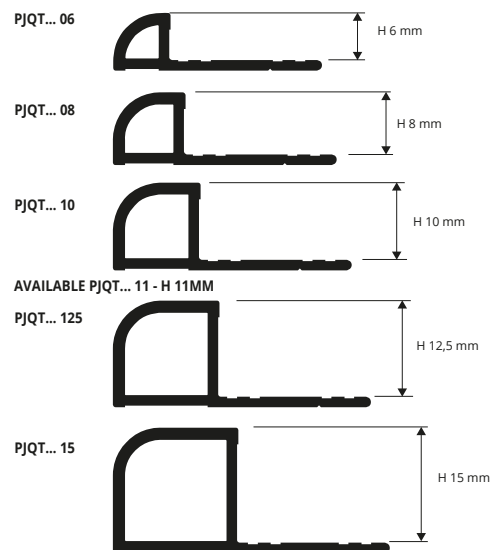
**ANODIZED ALUMINIUM** (silver-titanium-gold-antique bronze) thermo packed bar length 2,7 lm - pack. 40 Pcs - 108 lm (H 12,5 mm, 15 mm - pack. 20 Pcs)



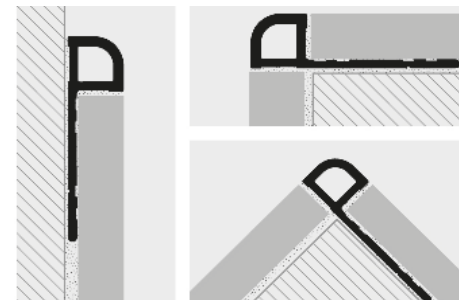
**POLISHED ALUMINIUM** (chrome-titanium-gold) thermo packed - bar length 2,7 lm - pack. 40 Pcs - 108 lm (H 15 mm - 54 lm) - (H 12,5 mm, 15 mm - pack. 20 Pcs)

| Article     | H mm | €/lm  | €/Pc    |
|-------------|------|-------|---------|
| PJQTAA 06   | 6    | 5,24  | 14,15   |
| PJQTAA 08   | 8    | 5,57  | 15,04   |
| PJQTAA 10   | 10   | 6,01  | 16,23   |
| PJQTAA 11   | 11   | 6,68  | 18,04   |
| PJQTAA 125  | 12,5 | 6,78  | 18,31   |
| PJQTAA 15   | 15   | 7,57  | 20,44   |
| PJQTAO 06   | 6    | 5,24  | 14,15 * |
| PJQTAO 08   | 8    | 5,57  | 15,04 * |
| PJQTAO 10   | 10   | 6,01  | 16,23   |
| PJQTAO 11   | 11   | 6,68  | 18,04 * |
| PJQTAO 125  | 12,5 | 6,78  | 18,31 * |
| PJQTAT 08   | 8    | 6,15  | 16,61 * |
| PJQTAT 10   | 10   | 6,68  | 18,04   |
| PJQTAT 11   | 11   | 7,05  | 19,04 * |
| PJQTAT 125  | 12,5 | 7,52  | 20,30 * |
| PJQTBRA 10  | 10   | 10,67 | 28,81   |
| PJQTBRA 125 | 12,5 | 11,61 | 31,35   |

| Article    | H mm | €/lm  | €/Pc    |
|------------|------|-------|---------|
| PJQTBC 06  | 6    | 8,53  | 23,03   |
| PJQTBC 08  | 8    | 9,19  | 24,81   |
| PJQTBC 10  | 10   | 10,20 | 27,54   |
| PJQTBC 11  | 11   | 10,84 | 29,27   |
| PJQTBC 125 | 12,5 | 11,52 | 31,10   |
| PJQTBC 15  | 15   | 11,98 | 32,35   |
| PJQTBO 06  | 6    | 8,53  | 23,03 * |
| PJQTBO 08  | 8    | 9,19  | 24,81   |
| PJQTBO 10  | 10   | 10,20 | 27,54   |
| PJQTBO 11  | 11   | 10,84 | 29,27 * |
| PJQTBO 125 | 12,5 | 11,52 | 31,10   |
| PJQTBO 15  | 15   | 11,98 | 32,35   |
| PJQTTB 08  | 8    | 9,19  | 24,81   |
| PJQTTB 10  | 10   | 10,20 | 27,54   |
| PJQTTB 11  | 11   | 10,84 | 29,27   |
| PJQTTB 125 | 12,5 | 11,52 | 31,10   |

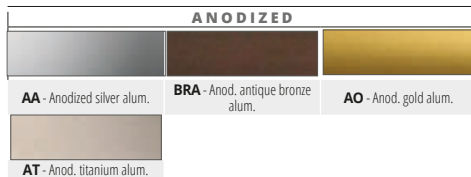


### EXAMPLES AND INSTRUCTIONS FOR LAYING METHODS



1. Choose "PROJOLLY QUART" according to the tile thickness and desired finish.
2. Cut "PROJOLLY QUART" to the desired length and apply the adhesive on the support where the profile will be laid.
3. Press the anchoring flange of "PROJOLLY QUART" into the adhesive.
4. Lay the tiles, aligning them with the profile leaving a 2 mm joint.
5. Remove immediately all remains of adhesive from the surface of the profile.
5. Fill the joints between the profile and the tiles with grout, in order to avoid water stagnation. Remove immediately all the remains of grout from the surface of the profile.

### COLOURS



ON DEMAND MAY BE REALISED IN OTHER FINISHES OF THE COLOUR CHART. CONTACT OUR CUSTOMER SERVICE FOR MINIMUM QUANTITY, TIMING AND PRICE.

## CAPSULES, END CAPS and THREE-WAYS JOINTS

ANODIZED, POLISHED ALUMINIUM / PLASTIC

Capsules & end caps of the on demand profiles are also on demand \*

### CAPSULES and END CAPS - ANODIZED ALUMINIUM

| Article          | H mm               | €/Pack 10 Pcs | €/Pack 2 Pcs |
|------------------|--------------------|---------------|--------------|
| CPJQTAA .../...  | 06/08/10/11/125/15 | 62,24         | 13,69        |
| IPJQTAA .../...  | 06/08/10/11/125/15 | 62,24         | 13,69        |
| TPJQTAA .../...  | 06/08/10/11/125/15 | 29,54         | 6,44         |
| CPJQTAO .../...  | 06/08/10/11/125    | 62,24         | 13,69        |
| IPJQTAO .../...  | 06/08/10/11/125    | 62,24         | 13,69        |
| TPJQTAO .../...  | 06/08/10/11/125    | 29,54         | 6,44         |
| CPJQTAT .../...  | 08/10/11/125       | 64,41         | 14,76        |
| IPJQTAT .../...  | 08/10/11/125       | 64,41         | 14,76        |
| TPJQTAT .../...  | 08/10/11/125       | 29,54         | 14,76        |
| CPJQTBRA .../... | 10/125             | 64,41         | 14,76        |
| IPJQTBRA .../... | 10/125             | 64,41         | 14,76        |
| TPJQTBRA .../... | 10/125             | 29,54         | 14,76        |

Choose the desired pack. & height  
Ex.: 4,5 mm capsule in 10 Pcs Pack - CPJQTAA 10/10

### CAPSULES and END CAPS - POLISHED ALUMINIUM


| Article         | H mm               | €/Pack 10 Pcs | €/Pack 2 Pcs |
|-----------------|--------------------|---------------|--------------|
| CPJQTBC .../... | 06/08/10/11/125/15 | 62,24         | 13,69        |
| IPJQTBC .../... | 06/08/10/11/125/15 | 62,24         | 13,69        |
| TPJQTBC .../... | 06/08/10/11/125/15 | 29,54         | 6,10         |
| CPJQTBO .../... | 06/08/10/11/125    | 62,24         | 13,69        |
| IPJQTBO .../... | 06/08/10/11/125    | 62,24         | 13,69        |
| TPJQTBO .../... | 06/08/10/11/125    | 29,54         | 6,44         |
| CPJQTBT .../... | 08/10/11/125       | 64,41         | 14,76        |
| IPJQTBT .../... | 08/10/11/125       | 64,41         | 14,76        |
| TPJQTBT .../... | 08/10/11/125       | 29,54         | 6,44         |

Choose the desired pack. & height  
Ex.: 4,5 mm capsule in 10 Pcs Pack - CPJQTBC 10/10

### JOINTS - PLASTIC

| Article       | H mm               | €/Pack 10 Pcs | €/Pack 2 Pcs |
|---------------|--------------------|---------------|--------------|
| GIJQT .../... | 06/08/10/11/125/15 | 28,15         | 6,16         |

Choose the desired pack. & height  
Ex.: 10 mm joint in 10 Pcs Pack - GIJQT 10/10



EXTERNAL CAPSULES  
CPJQT.../.../...

INTERNAL CAPSULES  
IPJQT.../.../...

END CAP  
TPJQT.../.../...

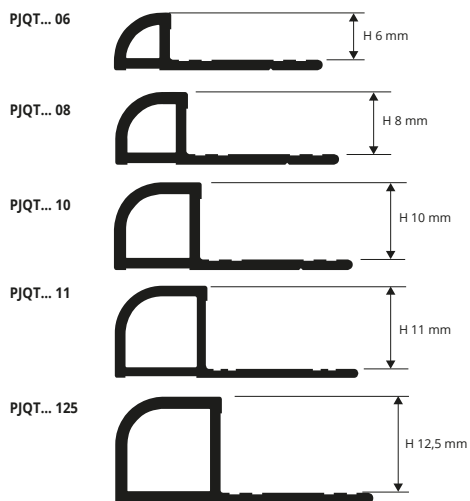
JOINT  
GIJQT.../.../...

\* = Production on demand with minimum quantity of 100 pcs. Production delay 4/5 weeks. Price to be agreed

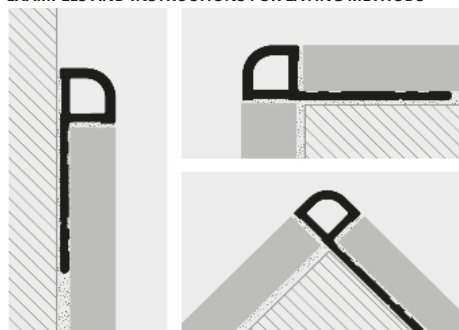
# PROJOLLY QUART

BRUSHED POLISHED, BRUSHED AND VARNISHED ALUMINIUM

**PROJOLLY QUART** is a quarter-circle rounded bead profile in brushed and varnished aluminium that can be applied on external corners of coverings. It can be used to close the perimeter of coverings and (only brushed version) like a connection profile between step tread and riser of stairs coated with ceramic and natural stone tiles. Its particular section and elegance, the availability in three finishes and special pieces such as internal and external corners, end caps and joints make **PROJOLLY QUART** a much sought-after profile that allows an elegant workmanlike application.



### EXAMPLES AND INSTRUCTIONS FOR LAYING METHODS



1. Choose "PROJOLLY QUART" according to the tile thickness and desired finish.
2. Cut "PROJOLLY QUART" to the desired length and apply the adhesive on the support where the profile will be laid.
3. Press the anchoring flange of "PROJOLLY QUART" into the adhesive.
4. Lay the tiles, aligning them with the profile leaving a 2 mm joint. Remove immediately all remains of adhesive from the surface of the profile.
5. Fill the joints between the profile and the tiles with grout, in order to avoid water stagnation. Remove immediately all the remains of grout from the surface of the profile.




**BRUSHED POLISHED ALUMINIUM thermo packed**  
 bar length 2,7 lm - pack. 40 Pcs - 108 lm (H 12,5 mm, 15 mm - pack. 20 Pcs)

| Article     | H mm | €/lm  | €/Pc  |
|-------------|------|-------|-------|
| PJQTBS 08   | 8    | 10,58 | 28,57 |
| PJQTBS 10   | 10   | 11,52 | 31,10 |
| PJQTBS 11   | 11   | 12,15 | 32,80 |
| PJQTBS 125  | 12,5 | 12,87 | 34,75 |
| PJQTBS 08*  | 8    | 10,58 | 28,57 |
| PJQTBS 10*  | 10   | 11,52 | 31,10 |
| PJQTBS 11*  | 11   | 12,15 | 32,80 |
| PJQTBS 125* | 12,5 | 12,87 | 34,75 |


**BRUSHED ANTIQUE BRONZE ALUMINIUM thermo packed**  
 bar length 2,7 lm - pack. 40 Pcs - 108 lm (H 12,5 mm, 15 mm - pack. 20 Pcs)

| Article      | H mm | €/lm  | €/Pc  |
|--------------|------|-------|-------|
| PJQTBRAS 10  | 10   | 10,67 | 28,81 |
| PJQTBRAS 125 | 12,5 | 11,61 | 31,35 |

### COLOURS



### ON DEMAND MINIMUM QUANTITY 100 PCS



(Price to be agreed. Production delay 4/5 weeks)

**ON DEMAND MAY BE REALISED IN OTHER FINISHES OF THE COLOUR CHART. CONTACT OUR CUSTOMER SERVICE FOR MINIMUM QUANTITY, TIMING AND PRICE.**




**VARNISHED ALUMINIUM thermo packed - bar length 2,7 M**  
 pack. 20 Pcs - 54 lm (white colour 40 Pcs - 108 lm)

| Article      | H mm | €/lm | €/Pc  |
|--------------|------|------|-------|
| PJQTA 06-01  | 6    | 6,03 | 16,28 |
| PJQTA 08-01  | 8    | 6,71 | 18,12 |
| PJQTA 08-... | 8    | 6,71 | 18,12 |
| PJQTA 10-01  | 10   | 7,26 | 19,60 |
| PJQTA 10-... | 10   | 7,26 | 19,60 |
| PJQTA 11-01  | 11   | 7,52 | 20,30 |
| PJQTA 125-01 | 12,5 | 7,78 | 21,01 |

Available in the colours: 01. Available on demand 010 - 0106 - 02 - 03 - 11 - 17. The code of the selected colour must be added to the article code. E.g.: PJQTA 08... (chosen colour White) PJQTA 08-01.

### COLOURS



**For other colors than white in sizes 06, 11, 125, contact the sales office for quantities and prices**

### ON DEMAND MINIMUM QUANTITY 100 PCS



(Price to be agreed. Production delay 4/5 weeks)

## CAPSULES, END CAPS and THREE-WAYS JOINTS

\* Capsules & end caps of the on demand profiles are also on demand

POLISHED BRUSHED, VARNISHED ALUMINIUM/ PLASTIC

### CAPSULES & CAPS - POLISHED BRUSHED ALUMINIUM

| Article           | H mm         | €/Pack 10 Pcs | €/Pack 2 Pcs |
|-------------------|--------------|---------------|--------------|
| CPJQTBS .../...   | 08/10/11/125 | 72,52         | 15,41        |
| IPJQTBS .../...   | 08/10/11/125 | 72,52         | 15,41        |
| TPJQTBS .../...   | 08/10/11/125 | 29,54         | 6,44         |
| CPJQTBS 08.../... | 08/10/11/125 | 72,52         | 15,41        |
| IPJQTBS 08.../... | 08/10/11/125 | 72,52         | 15,41        |
| TPJQTBS 08.../... | 08/10/11/125 | 29,54         | 6,44         |
| CPJQTBRAS .../... | 10/125       | 72,52         | 15,41        |
| IPJQTBRAS .../... | 10/125       | 72,52         | 15,41        |
| TPJQTBRAS .../... | 10/125       | 29,54         | 14,76        |

Choose the desired pack. & height  
 Ex.: 4,5 mm capsule in 10 Pcs Pack - CPJQTBS 10/10

### CAPSULES & CAP - VARNISHED ALUMINIUM


| Article            | H mm            | €/Pack 10 Pcs | €/Pack 2 Pcs |
|--------------------|-----------------|---------------|--------------|
| CPJQTA ...-.../... | 06/08/10/11/125 | 63,77         | 14,03        |
| IPJQTA ...-.../... | 06/08/10/11/125 | 63,77         | 14,03        |
| TPJQTA ...-.../... | 06/08/10/11/125 | 29,54         | 6,10         |

Choose the desired pack. & height  
 Ex.: 4,5 mm capsule in 10 Pcs Pack - CPJQTA 02-10/10

### JOINTS - PLASTIC

| Article       | H mm            | €/Pack 10 Pcs | €/Pack 2 Pcs |
|---------------|-----------------|---------------|--------------|
| GIJQT .../... | 06/08/10/11/125 | 28,15         | 6,16         |

Choose the desired pack. & height  
 Ex.: 10 mm joint in 10 Pcs Pack - GIJQT 10/10



\* = Production on demand with minimum quantity of 100 pcs. Production delay 4/5 weeks. Price to be agreed



**PROJOLLY QUART** is a quarter-circle rounded bead profile in powder coated aluminum that can be applied on external corners of coverings. It can be used to close the perimeter of coverings. Its particular section and the availability of thirteen finishes and special pieces such as internal and external corners, junctions and end caps make **PROJOLLY QUART** an elegant and much-sought after profile.

# PROJOLLY QUART

STONE LINE ALUMINIUM



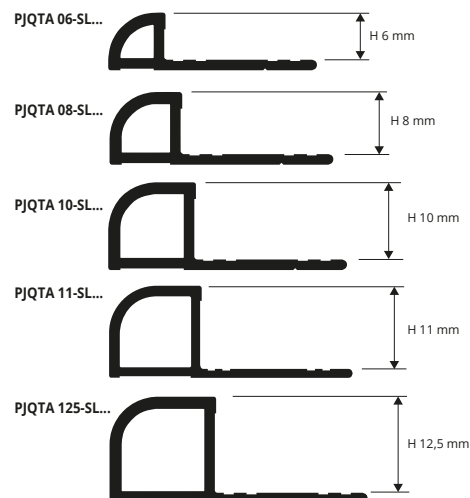
**STONE LINE ALUMINIUM thermo packed**  
bar length 2,7 M - pack. 20 Pcs - 54 lm

| Article         | H mm | €/lm | €/Pc    |
|-----------------|------|------|---------|
| PJQTA 06-SL...  | 6    | 8,49 | 22,92 * |
| PJQTA 08-SL...  | 8    | 8,81 | 23,79   |
| PJQTA 10-SL...  | 10   | 9,13 | 24,65   |
| PJQTA 11-SL...  | 11   | 9,47 | 25,57 * |
| PJQTA 125-SL... | 12,5 | 9,80 | 26,46   |

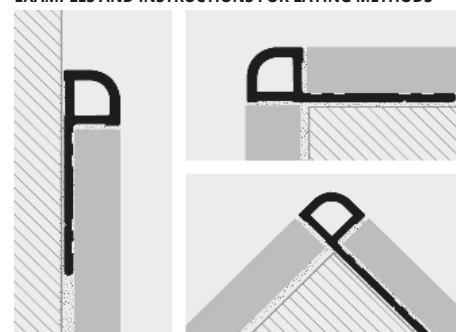
Available in the colours: SL01 - SL02 - SL03 - SL04 - SL05 - SL06 - SL07 - SL08 - SL09 - SL10 - SL11 - SL12 - SL13.  
The code of the selected colour must be added to the article code.  
E.g.: PJQTA 08... (chosen colour stone white) PJQTA 08-SL01.

## COLOURS

| STONE LINE             |                     |                       |                    |                    |                           |                        |
|------------------------|---------------------|-----------------------|--------------------|--------------------|---------------------------|------------------------|
|                        |                     |                       |                    |                    |                           |                        |
| SL01 - Stone white     | SL02 - Stone cream  | SL03 - Stone greyvory | SL04 - Stone sand  | SL05 - Stone gray  | SL06 - Stone cristal gray | SL07 - Stone antragray |
|                        |                     |                       |                    |                    |                           |                        |
| SL08 - Stone antradark | SL09 - Stone bronze | SL10 - Stone corten   | SL11 - Stone brown | SL12 - Stone black | SL13 - Stone oyster grey  |                        |



## EXAMPLES AND INSTRUCTIONS FOR LAYING METHODS



1. Choose "PROJOLLY QUART" according to the tile thickness and desired finish.
2. Cut "PROJOLLY QUART" to the desired length and apply the adhesive on the support where the profile will be laid.
3. Press the anchoring flange of "PROJOLLY QUART" into the adhesive.
4. Lay the tiles, aligning them with the profile leaving a 2 mm joint. Remove immediately all remains of adhesive from the surface of the profile.
5. Fill the joints between the profile and the tiles with grout, in order to avoid water stagnation. Remove immediately all the remains of grout from the surface of the profile.

© 2020 All rights reserved by Progress Profiles. Printed in Italy



## CAPSULES, END CAPS and THREE-WAYS JOINTS

STONE LINE ALUMINIUM / PLASTIC

Capsules & end caps of the on demand profiles are also on demand \*

### JOINTS - PLASTIC

| Article       | H mm                | €/Pack 10 Pcs | €/Pack 2 Pcs |
|---------------|---------------------|---------------|--------------|
| GIJQT .../... | 06/08/10/<br>11/125 | 28,15         | 6,16         |

Choose the desired pack. & height  
Ex.: 10 mm joint in 10 Pcs Pack - GIJQT 10/10

END CAP  
GIJQT .../...



### CAPSULES & CAP - STONE LINE ALUMINIUM

| Article              | H mm                | €/Pack 10 Pcs | €/Pack 2 Pcs |
|----------------------|---------------------|---------------|--------------|
| CPJQTA ...-SL.../... | 06/08/10/<br>11/125 | 75,05         | 16,52        |
| IPJQTA ...-SL.../... | 06/08/10/<br>11/125 | 75,05         | 16,52        |
| TPJQTA ...-SL.../... | 06/08/10/<br>11/125 | 48,30         | 10,63        |

Choose the desired pack. & height  
Ex.: 4,5 mm capsule in 10 Pcs Pack - CPJQTA 10-SL06/10



EXTERNAL CAPSULES

INTERNAL CAPSULES



CPJQTA .../...



IPJQTA .../...

JOINT  
TPJQT.../...

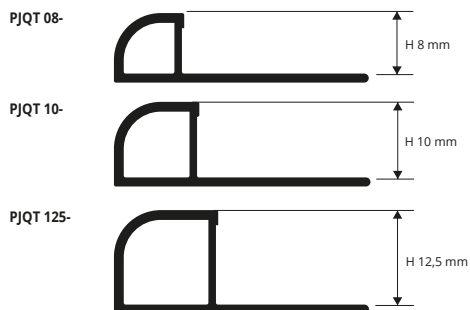


\* = Production on demand with minimum quantity of 80 pcs. Production delay 4/5 weeks. Price to be agreed

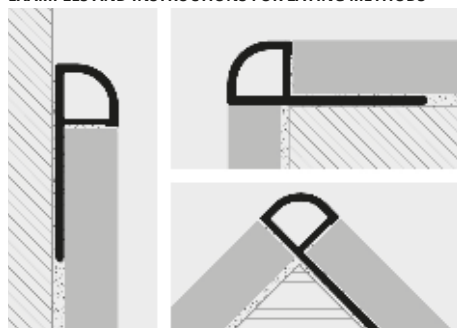
# PROJOLLY QUART

SHOCKPROOF NON - TOXIC COLORED VINYL RESIN

**PROJOLLY QUART** is a quarter-circle rounded bead profile in shockproof non - toxic colored vinyl resin that can be applied on external corners of coverings. It can be used to close the perimeter of coverings. Its particular section, the availability in different colours also on demand and special pieces such as internal and external corners make **PROJOLLY QUART** a much sought-after profile. It can be easily matched with the wall covering and allows an elegant workmanlike application.



### EXAMPLES AND INSTRUCTIONS FOR LAYING METHODS



1. Choose "PROJOLLY QUART" according to the tile thickness and desired colour.
2. Cut "PROJOLLY QUART" to the desired length and apply the adhesive on the support where the profile will be laid.
3. Press the anchoring flange of "PROJOLLY QUART" into the adhesive.
4. Lay the tiles, aligning them with the profile leaving a 2 mm joint.
5. Fill the joints between the profile and the tiles with grout, in order to avoid water stagnation.

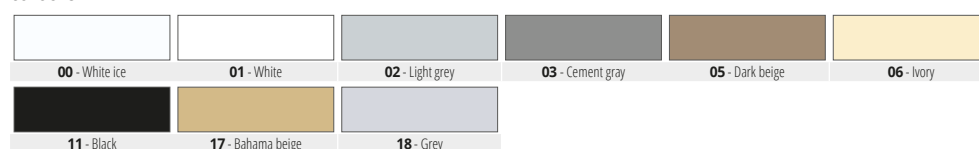
**NON-TOXIC SHOCKPROOF VINYL RESIN**  
bar length **2,7 lm** - pack **54 lm** (white colour pack **108 lm**)

| Article      | H mm | €/lm | €/Pc |
|--------------|------|------|------|
| PJQT 08-...  | 8    | 1,38 | 3,73 |
| PJQT 10-...  | 10   | 1,50 | 4,05 |
| PJQT 125-... | 12,5 | 1,63 | 4,40 |

Available in the colours: 00-01-02-03-05-06-11-17-18.  
Available on demand 0106 - 04 - 07 - 08 - 09 - 10-12-13-14-15-16-19-20-21-22-23-24-25-26-27-28-29 with a minimum quantity order of 800 pcs. The code of the selected colour must be added to the article code. E.g.: PJQT 08-... (chosen colour white) PJQT 08-01.

**WHITE NOT FOR SALE SINGLY**

### COLOURS



**ON DEMAND - MINIMUM QUANTITY 800 PCS** by colour and height (Price to be agreed. Production delay 4/5 weeks)



## CAPSULES and THREE-WAYS JOINTS

POLYPROPYLENE/POLYETYLENE UV RESISTANT



**POLYPROPYLENE/POLYETYLENE UV RESISTANT**

| Article               | H mm | €/Pack. 20 Pcs | €/Pack. 5 Pcs |
|-----------------------|------|----------------|---------------|
| CPJQT 08-.../.../...  | 8    | 22,59          | 6,57          |
| IPJQT 08-.../.../...  | 8    | 22,59          | 6,57          |
| CPJQT 10-.../.../...  | 10   | 23,11          | 6,71          |
| IPJQT 10-.../.../...  | 10   | 23,11          | 6,71          |
| CPJQT 125-.../.../... | 12,5 | 23,86          | 6,96          |
| IPJQT 125-.../.../... | 12,5 | 23,86          | 6,96          |

Available in the colours: 01-02-03-05-06-11-17-18 (available on demand 0106-04-07-08-09-10-12-13-14-15-16-19-20-21-22-23-24-25-26-27-28-29). The code of the selected colour must be added to the article code. E.g.: CPJQT 08-.../.../... (chosen colour white) CPJQT 08-01/20.

**EXTERNAL CAPSULES**



CPJQT ...-.../.../...

**INTERNAL CAPSULES**



IPJQT ...-.../.../...



# PROJOLLY

POLISHED, SUPER POLISHED, SANDED AND BRUSHED STAINLESS STEEL AISI 304/1.4301-V2A

**PROJOLLY** is a rounded bead profile in polished, super polished, sanded and brushed stainless steel AISI 304/1.4301-V2A that can be applied on external corners of coverings. It can be used to close the perimeter of coverings and like a connection profile between step tread and riser of stairs coated with ceramic or natural stone tiles. Its particular section, the availability in three different finishes and special pieces such as internal and external corners, end caps and joints make **PROJOLLY** a much sought-after profile that allows a workmanlike application even in environments subject to high mechanical stresses.



**POLISHED STAINLESS STEEL AISI 304/1.4301-V2A with protective film**  
bar length 2,7 lm - pack. 20 Pcs - 54 lm - 10/10 mm

| Article  | H mm | €/lm  | €/Pc  |
|----------|------|-------|-------|
| PJAC 06  | 6    | 11,50 | 31,05 |
| PJAC 08  | 8    | 12,26 | 33,10 |
| PJAC 10  | 10   | 13,22 | 35,69 |
| PJAC 11  | 11   | 13,78 | 37,21 |
| PJAC 125 | 12,5 | 14,18 | 38,29 |
| PJAC 15  | 15   | 15,83 | 42,74 |

**SUPER POLISHED STAINLESS ST. AISI 304/1.4301-V2A**  
thermo packed - bar length 2,7 lm - pack. 20 Pcs  
54 lm - 10/10 mm

| Article    | H mm | €/lm  | €/Pc    |
|------------|------|-------|---------|
| PJACML 06  | 6    | 14,31 | 38,64 * |
| PJACML 08  | 8    | 15,07 | 40,69   |
| PJACML 10  | 10   | 16,10 | 43,47   |
| PJACML 11  | 11   | 16,54 | 44,66 * |
| PJACML 125 | 12,5 | 16,93 | 45,71   |
| PJACML 15  | 15   | 18,52 | 50,00 * |



**BRUSHED STAINLESS ST. AISI 304/1.4301-V2A with protective film**  
bar length 2,7 lm - pack. 20 Pcs - 54 lm - 10/10 mm

| Article   | H mm | €/lm  | €/Pc  |
|-----------|------|-------|-------|
| PJACS 06  | 6    | 13,79 | 37,23 |
| PJACS 08  | 8    | 14,56 | 39,31 |
| PJACS 10  | 10   | 15,59 | 42,09 |
| PJACS 11  | 11   | 16,11 | 43,50 |
| PJACS 125 | 12,5 | 16,48 | 44,50 |
| PJACS 15  | 15   | 18,13 | 48,95 |

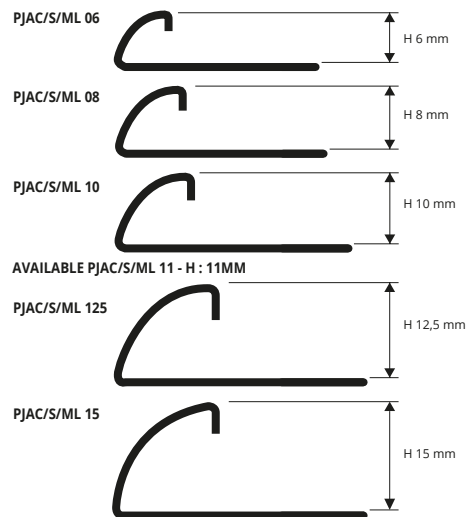
**SANDED STAINLESS INOX AISI 304/1.4301-V2A with protective film**  
bar length 2,7 ml - pack. 20 Pcs 54 lm - 10/10 mm

| Article    | H mm | €/lm  | €/Pc    |
|------------|------|-------|---------|
| PJACSB 08  | 8    | 15,57 | 42,04 * |
| PJACSB 10  | 10   | 16,60 | 44,82   |
| PJACSB 125 | 12,5 | 17,57 | 47,44   |

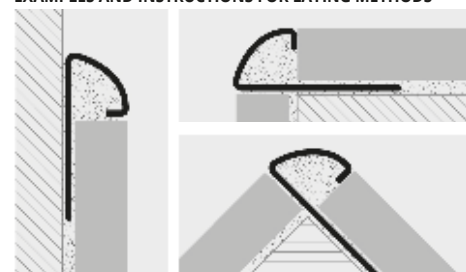
**COLOURS**



ACSB - SPECIAL FINISH, REQUEST AVAILABILITY



**EXAMPLES AND INSTRUCTIONS FOR LAYING METHODS**



1. Choose "PROJOLLY" according to the tile thickness and desired finish.
2. Cut "PROJOLLY" to the desired length and apply the adhesive on the support where the profile will be laid.
3. Press the anchoring flange of "PROJOLLY" into the adhesive.
4. Lay the tiles, aligning them with the profile leaving a 2 mm joint. Remove immediately all remains of adhesive from the surface of the profile.
5. Fill the joints between the profile and the tiles with grout, in order to avoid water stagnation. Remove immediately all the remains of grout from the surface of the profile.

SUITABLE FOR USE IN CONTACT WITH FOODSTUFFS.

## CAPSULES, END CAPS and THREE-WAYS JOINTS

POLISHED, SUPER POLISHED AND BRUSHED STAINLESS ST. AISI 304/1.4301-V2A / PLASTIC

Capsules & end caps of the on demand profiles are also on demand \*

**CAPSULES and END CAPS - POLISHED STAINLESS ST. AISI 304/1.4301-V2A**

| Article                          | H mm | €/Pack 10 Pcs | €/Pack 2 Pcs |
|----------------------------------|------|---------------|--------------|
| CPJAC 06/...                     | 6    | 147,20        | 32,19        |
| IPJAC 06/...                     | 6    | 147,20        | 32,19        |
| CPJAC 08/...                     | 8    | 154,17        | 33,54        |
| IPJAC 08/...                     | 8    | 154,17        | 33,54        |
| CPJAC 10/...                     | 10   | 165,59        | 34,86        |
| IPJAC 10/...                     | 10   | 165,59        | 34,86        |
| CPJAC 11/...                     | 11   | 173,06        | 36,20        |
| IPJAC 11/...                     | 11   | 173,06        | 36,20        |
| CPJAC 125/...                    | 12,5 | 179,66        | 37,55        |
| IPJAC 125/...                    | 12,5 | 179,66        | 37,55        |
| CPJAC 15/...                     | 15   | 194,49        | 40,91        |
| IPJAC 15/...                     | 15   | 194,49        | 40,91        |
| TPJAC 06-08-10-11-125-15-.../... |      | 29,54         | 6,44         |

Choose the desired packaging: E.g.: CPJAC .../10 (Pack 10 Pcs)  
CPJAC .../2 (Pack 2 Pcs)

**CAPSULES and END CAPS - BRUSHED STAINLESS ST. AISI 304/1.4301-V2A**

| Article                           | H mm | €/Pack 10 Pcs | €/Pack 2 Pcs |
|-----------------------------------|------|---------------|--------------|
| CPJACS 06/...                     | 6    | 162,29        | 33,54        |
| IPJACS 06/...                     | 6    | 162,29        | 33,54        |
| CPJACS 08/...                     | 8    | 167,75        | 34,86        |
| IPJACS 08/...                     | 8    | 167,75        | 34,86        |
| CPJACS 10/...                     | 10   | 178,38        | 36,88        |
| IPJACS 10/...                     | 10   | 178,38        | 36,88        |
| CPJACS 11/...                     | 11   | 184,73        | 38,57        |
| IPJACS 11/...                     | 11   | 184,73        | 38,57        |
| CPJACS 125/...                    | 12,5 | 190,44        | 40,23        |
| IPJACS 125/...                    | 12,5 | 190,44        | 40,23        |
| CPJACS 15/...                     | 15   | 207,80        | 43,60        |
| IPJACS 15/...                     | 15   | 207,80        | 43,60        |
| TPJACS 06-08-10-11-125-15-.../... |      | 29,54         | 6,44         |

Choose the desired packaging: E.g.: CPJACS .../10 (Pack 10 Pcs)  
CPJACS .../2 (Pack 2 Pcs)

**CAPSULES - SUPER POLISHED STAINLESS ST. AISI 304/1.4301-V2A**

| Article         | H mm | €/Pack 10 Pcs | €/Pack 2 Pcs |
|-----------------|------|---------------|--------------|
| CPJACML 06/...  | 6    | 162,29        | 33,54        |
| IPJACML 06/...  | 6    | 162,29        | 33,54        |
| CPJACML 08/...  | 8    | 167,75        | 34,86        |
| IPJACML 08/...  | 8    | 167,75        | 34,86        |
| CPJACML 10/...  | 10   | 178,38        | 36,88        |
| IPJACML 10/...  | 10   | 178,38        | 36,88        |
| CPJACML 11/...  | 11   | 184,73        | 38,57        |
| IPJACML 11/...  | 11   | 184,73        | 38,57        |
| CPJACML 125/... | 12,5 | 190,44        | 40,23        |
| IPJACML 125/... | 12,5 | 190,44        | 40,23        |
| CPJACML 15/...  | 15   | 207,80        | 43,60        |
| IPJACML 15/...  | 15   | 207,80        | 43,60        |

Choose the desired packaging: E.g.: CPJACML .../10 (Pack 10 Pcs)  
CPJACML .../2 (Pack 2 Pcs)

**JOINTS - PLASTIC**

| Article      | H mm | €/Pack 10 Pcs | €/Pack 2 Pcs |
|--------------|------|---------------|--------------|
| GJAC 06/...  | 6    | 28,15         | 6,16         |
| GJAC 08/...  | 8    | 28,15         | 6,16         |
| GJAC 10/...  | 10   | 28,15         | 6,16         |
| GJAC 11/...  | 11   | 28,15         | 6,16         |
| GJAC 125/... | 12,5 | 28,15         | 6,16         |
| GJAC 15/...  | 15   | 28,15         | 6,16         |

Choose the desired packaging: E.g.: GJAC .../10 (Pack 10 Pcs)  
GJAC .../2 (Pack 2 Pcs)

**CAPSULES - SANDED STAINLESS INOX AISI 304/1.4301-V2A**

| Article         | H mm | €/Pack 10 Pcs | €/Pack 2 Pcs |
|-----------------|------|---------------|--------------|
| CPJACSB 08/...  | 8    | 186,26        | 39,11        |
| IPJACSB 08/...  | 8    | 186,26        | 39,11        |
| CPJACSB 10/...  | 10   | 196,90        | 41,35        |
| IPJACSB 10/...  | 10   | 196,90        | 41,35        |
| CPJACSB 125/... | 12,5 | 214,90        | 45,14        |
| IPJACSB 125/... | 12,5 | 214,90        | 45,14        |



END CAP TPJ... .../...    EXTERNAL CAPSULES CPJ... .../...    INTERNAL CAPSULES IPJ... .../...    JOINT GJAC .../...



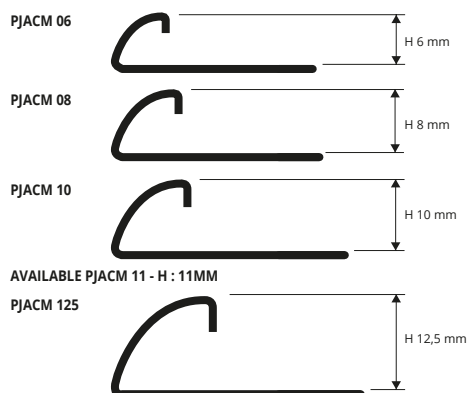
\* = Production on demand with minimum quantity of 100 pcs. Production delay 4/5 weeks. Price to be agreed



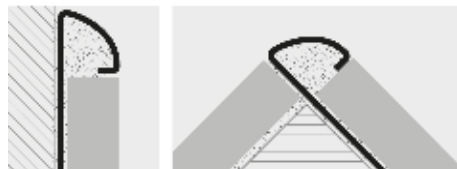
# PROJOLLY

POLISHED STAINLESS STEEL INOX AISI 316LL/1.4404-V4A

**PROJOLLY** is a rounded bead profile in polished stainless steel INOX AISI 316LL/1.4404-V4A that can be applied on external corners of coverings. It can be used to close the perimeter of coverings and like a connection profile between step tread and riser of stairs coated with ceramic or natural stone tiles. Its particular section, the availability in three different finishes and special pieces such as internal and external corners, end caps and joints make **PROJOLLY** a much sought-after profile that allows a workmanlike application even in environments subject to high mechanical and chemical stresses.



### EXAMPLES OF LAYING



POLISHED STAINLESS STEEL AISI 316LL/1.4404-V4A with protective film  
- bar length 2,7 lm - pack. 20 Pcs - 54 lm - 10/10 mm



| Article   | H mm | €/lm  | €/Pc  |
|-----------|------|-------|-------|
| PJACM 06  | 6    | 14,44 | 38,99 |
| PJACM 08  | 8    | 15,52 | 41,90 |
| PJACM 10  | 10   | 16,66 | 44,98 |
| PJACM 11  | 11   | 17,36 | 46,87 |
| PJACM 125 | 12,5 | 17,77 | 47,98 |

SUITABLE FOR USE IN CONTACT WITH FOODSTUFFS.



### COLOURS




ACM - Polished stainless st.  
AISI 316LL

1. Choose "PROJOLLY" according to the tile thickness. 2. Cut "PROJOLLY" to the desired length and apply the adhesive on the support where the profile will be laid. 3. Press the anchoring flange of "PROJOLLY" into the adhesive. 4. Lay the tiles, aligning them with the profile leaving a 2 mm joint. Remove immediately all remains of adhesive from the surface of the profile. 5. Fill the joints between the profile and the tiles with grout, in order to avoid water stagnation. Remove immediately all the remains of grout from the surface of the profile.

## CAPSULES and THREE-WAYS JOINTS

POLISHED STAINLESS STEEL AISI 316LL/1.4404-V4A



POLISHED STAINLESS STEEL AISI 316LL/1.4404-V4A

| Article        | H mm | €/Pack 10 Pcs | €/Pack 2 Pcs |
|----------------|------|---------------|--------------|
| CPJACM 06/...  | 6    | 175,59        | 36,88        |
| IPJACM 06/...  | 6    | 175,59        | 36,88        |
| CPJACM 08/...  | 8    | 182,44        | 38,22        |
| IPJACM 08/...  | 8    | 182,44        | 38,22        |
| CPJACM 10/...  | 10   | 190,44        | 40,23        |
| IPJACM 10/...  | 10   | 190,44        | 40,23        |
| CPJACM 11/...  | 11   | 197,15        | 41,59        |
| IPJACM 11/...  | 11   | 197,15        | 41,59        |
| CPJACM 125/... | 12,5 | 203,88        | 42,92        |
| IPJACM 125/... | 12,5 | 203,88        | 42,92        |

Choose the desired packaging: E.g.: CPJACM .../10 (Pack. 10 Pcs)  
CPJACM .../2 (Pack. 2 Pcs)

### EXTERNAL CAPSULES



CPJACM .../...

### INTERNAL CAPSULES

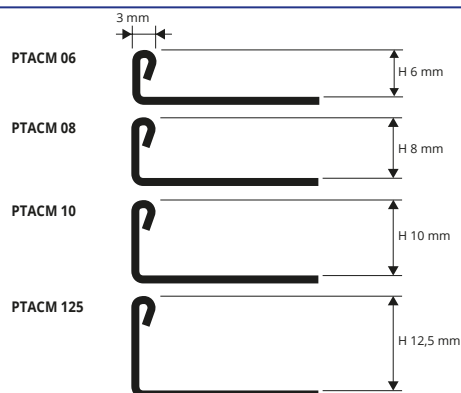


IPJACM .../...

## PROTERMINAL

POLISHED STAINLESS STEEL INOX AISI 316LL/1.4404-V4A

**PROTERMINAL** is a "L-shaped" profile in polished stainless steel INOX AISI 316LL/1.4404-V4A that can be applied on external corners of coverings. It can be used to close the perimeter of coverings, like a connection profile between step tread and riser of stairs coated with ceramic and natural stone tiles, and also as separation profile for floor coverings. Its particular section and the availability in three different heights make **PROTERMINAL** a much sought-after profile that allows a workmanlike application even in environments subject to high mechanical and chemical stresses.



### EXAMPLES OF LAYING



### COLOURS



ACM - Polished stainless st.  
AISI 316LL

1. Choose "PROTERMINAL" according to the tile thickness. 2. Cut "PROTERMINAL" to the desired length and apply the adhesive on the support where the profile will be laid. 3. Press the anchoring flange of "PROTERMINAL" into the adhesive. 4. Lay the tiles, aligning them with the profile leaving a 2 mm joint. Remove immediately all remains of adhesive from the surface of the profile. 5. Fill the joints between the profile and the tiles with grout, in order to avoid water stagnation. Remove immediately all the remains of grout from the surface of the profile.



POLISHED STAINLESS STEEL AISI 316LL/1.4404-V4A  
bar length 2,7 lm - pack. 40 Pcs - 108 lm - 10/10 mm



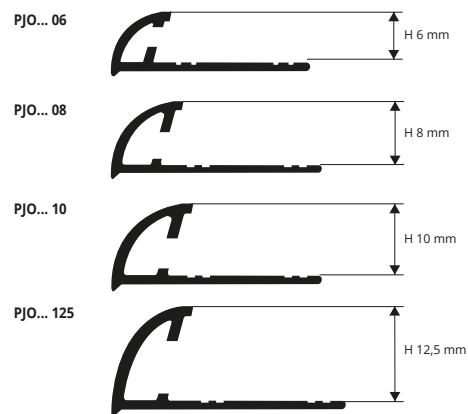
| Article   | H mm | €/lm  | €/Pc  |
|-----------|------|-------|-------|
| PTACM 06  | 6    | 12,38 | 33,43 |
| PTACM 08  | 8    | 12,80 | 34,56 |
| PTACM 10  | 10   | 13,46 | 36,34 |
| PTACM 125 | 12,5 | 13,94 | 37,64 |

SUITABLE FOR USE IN CONTACT WITH FOODSTUFFS.

# PROJOLLY

NATURAL, POLISHED VARNISHED, CHROMED AND ANTIQUE BRASS

**PROJOLLY** is a rounded bead profile in natural, antique brass, polished varnished and chromed brass that can be applied on external corners of coverings. It can be used to close the perimeter of coverings and like (only natural and chromed version) a connection profile between step tread and riser of stairs coated with ceramic or natural stone tiles. Its particular section, the availability in three different finishes and special pieces such as internal and external corners, end caps and joints make **PROJOLLY** a much sought-after and elegant profile that allows a workmanlike application.



**NATURAL BRASS thermo packed**  
 bar length 2,7 lm - pack. 20 Pcs - 54 lm

| Article  | H mm | €/lm  | €/Pc    |
|----------|------|-------|---------|
| PJON 08  | 8    | 16,58 | 44,77 * |
| PJON 10  | 10   | 17,61 | 47,55   |
| PJON 125 | 12,5 | 19,58 | 52,87 * |

**SUPER POLISHED VARNISHED CHROMED BRASS thermo packed**  
 bar length 2,7 lm - pack. 20 Pcs - 54 lm

| Article  | H mm | €/lm  | €/Pc    |
|----------|------|-------|---------|
| PJOC 06  | 6    | 22,81 | 61,59 * |
| PJOC 08  | 8    | 25,64 | 69,23   |
| PJOC 10  | 10   | 26,92 | 72,68   |
| PJOC 125 | 12,5 | 28,01 | 75,63   |



**POLISHED VARNISHED BRASS thermo packed**  
 bar length 2,7 lm - pack. 20 Pcs - 54 lm

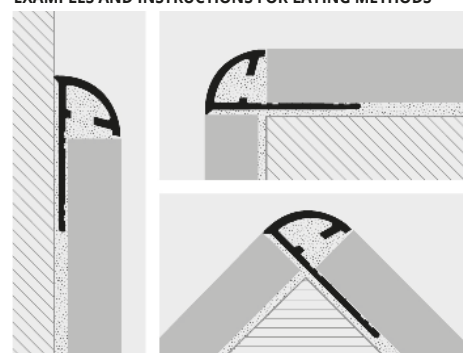
| Article  | H mm | €/lm  | €/Pc    |
|----------|------|-------|---------|
| PJOL 06  | 6    | 20,85 | 56,30 * |
| PJOL 08  | 8    | 21,66 | 58,48   |
| PJOL 10  | 10   | 23,85 | 64,40   |
| PJOL 125 | 12,5 | 27,20 | 73,44   |

Polished varnished brass is not suitable for frequent pedestrian traffic places and/or scratching.

**ANTIQU BRASS thermo packed**  
 bar length 2,7 lm - pack. 20 Pcs - 54 lm

| Article  | H mm | €/lm  | €/Pc    |
|----------|------|-------|---------|
| PJOB 08  | 8    | 33,50 | 90,45 * |
| PJOB 10  | 10   | 36,55 | 98,69   |
| PJOB 125 | 12,5 | 39,79 | 107,43  |

### EXAMPLES AND INSTRUCTIONS FOR LAYING METHODS



1. Choose "PROJOLLY" according to the tile thickness and desired finish.
2. Cut "PROJOLLY" to the desired length and apply the adhesive on the support where the profile will be laid.
3. Press the anchoring flange of "PROJOLLY" into the adhesive.
4. Lay the tiles, aligning them with the profile leaving a 2 mm joint. Remove immediately all remains of adhesive from the surface of the profile.
5. Fill the joints between the profile and the tiles with grout, in order to avoid water stagnation. Remove immediately all the remains of grout from the surface of the profile.

© 2020 All rights reserved by Progress Profiles. Printed in Italy

### COLOURS



## CAPSULES, END CAPS and THREE-WAYS JOINTS

VARNISHED POLISHED BRASS AND CHROMED BRASS EFFECT / PLASTIC

Capsules & end caps of the on demand profiles are also on demand \*

### CAPS and JOINTS - CHROMED BRASS / PLASTIC

| Article                | H mm        | €/Pack 10 Pcs | €/Pack 2 Pcs |
|------------------------|-------------|---------------|--------------|
| TPJOC 06-08-10-125/... | 6-8-10-12,5 | 30,15         | 6,74         |
| GJJA 06-08-10-125/...  | 6-8-10-12,5 | 28,15         | 6,16         |

Choose the desired packaging: E.g.: GJJA.../10 (Pack. 10 Pcs)  
 GJJA.../2 (Pack. 2 Pcs)



### LEFT CAPSULES - POLISHED VARNISHED/CHROMED BRASS

| Article          | H mm | €/Pack 10 Pcs | €/Pack 2 Pcs |
|------------------|------|---------------|--------------|
| CPJOL/OC 06/...  | 6    | 202,30        | 44,97        |
| IPJOL/OC 06/...  | 6    | 231,91        | 50,58        |
| CPJOL/OC 08/...  | 8    | 205,88        | 45,67        |
| IPJOL/OC 08/...  | 8    | 235,37        | 51,28        |
| CPJOL/OC 10/...  | 10   | 209,33        | 46,38        |
| IPJOL/OC 10/...  | 10   | 238,15        | 51,99        |
| CPJOL/OL 125/... | 12,5 | 214,26        | 47,78        |
| IPJOL/OC 125/... | 12,5 | 243,07        | 52,69        |

Choose the desired packaging: E.g.: CPJOL.../10 (Pack. 10 Pcs)  
 CPJOL.../2 (Pack. 2 Pcs)

The right capsules are available on demand and must be used only in the following cases:  
 A) when you are laying the cut base of the profile perpendicularly on the floor;  
 B) as an alternative to end-caps (right side).

### LEFT CAPSULES - ANTIQUE BRASS


| Article       | H mm | €/Pack 10 Pcs | €/Pack 2 Pcs |
|---------------|------|---------------|--------------|
| CPJOB 08/...  | 8    | 277,99        | 61,75        |
| IPJOB 08/...  | 8    | 317,85        | 69,73        |
| CPJOB 10/...  | 10   | 272,15        | 63,09        |
| IPJOB 10/...  | 10   | 321,56        | 70,40        |
| CPJOB 125/... | 12,5 | 278,53        | 64,55        |
| IPJOB 125/... | 12,5 | 328,21        | 71,19        |

Choose the desired packaging: E.g.: CPJOB.../10 (Pack. 10 Pcs)  
 CPJOB.../2 (Pack. 2 Pcs)

### EXTERNAL CAPSULES



### INTERNAL CAPSULES



Add "D" to the article code. For example: CPJDOL 06.

Add "D" to the article code. For example: IPJDOL 06.



LEFT CAPSULES RIGHT CAPSULES  
 Add "D" to the article code. For example: CPJDOC 06.

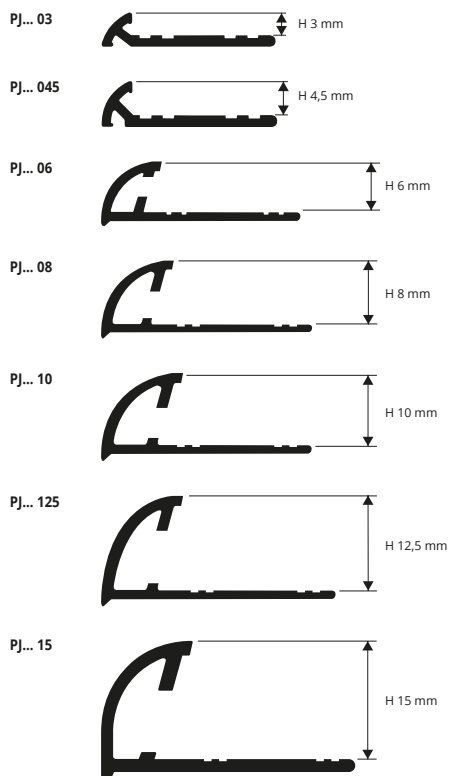
News 2023

\* = Production on demand with minimum quantity of 100 pcs. Production delay 4/5 weeks. Price to be agreed

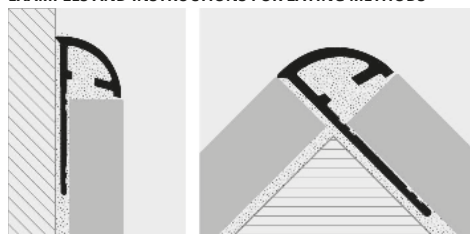
# PROJOLLY

ANODIZED ALUMINIUM  
SILVER, COPPER, TITANIUM, GOLD AND BLACK

**PROJOLLY** is a rounded bead profile in anodized aluminium that can be applied on external corners of coverings. It can be used to close the perimeter of coverings and like a connection profile between step tread and riser of stairs coated with ceramic or natural stone tiles. Its particular section and elegance, the availability in five different finishes and special pieces such as internal and external corners, end caps and joints make **PROJOLLY** a much sought-after and elegant profile that allows a workmanlike application.



### EXAMPLES AND INSTRUCTIONS FOR LAYING METHODS



1. Choose "PROJOLLY" according to the tile thickness and desired finish. 2. Cut "PROJOLLY" to the desired length and apply the adhesive on the support where the profile will be laid. 3. Press the anchoring flange of "PROJOLLY" into the adhesive. 4. Lay the tiles, aligning them with the profile leaving a 2 mm joint. Remove immediately all remains of adhesive from the surface of the profile. 5. Fill the joints between the profile and the tiles with grout, in order to avoid water stagnation. Remove immediately all the remains of grout from the surface of the profile.

**ANODIZED ALUM.** (silver-copper-gold-titanium-black) thermo packed  
bar length 2,7 lm - pack. 40 Pcs - 108 lm  
(for H 15 anodized silver alum. pack. 20 Pcs - 54 lm)

| Article  | H mm | €/lm | €/Pc    |
|----------|------|------|---------|
| PJAA 03  | 3    | 4,63 | 12,50 * |
| PJAA 045 | 4,5  | 4,89 | 13,20 * |
| PJAA 06  | 6    | 5,24 | 14,15   |
| PJAA 08  | 8    | 5,57 | 15,04   |
| PJAA 10  | 10   | 6,01 | 16,23   |
| PJAA 125 | 12,5 | 6,78 | 18,31   |
| PJAA 15  | 15   | 7,57 | 20,44   |
| PJAO 03  | 3    | 4,63 | 12,50 * |
| PJAO 045 | 4,5  | 4,89 | 13,20 * |
| PJAO 06  | 6    | 5,24 | 14,15 * |
| PJAO 08  | 8    | 5,57 | 15,04   |
| PJAO 10  | 10   | 6,01 | 16,23   |
| PJAO 125 | 12,5 | 6,78 | 18,31   |
| PJAO 15  | 15   | 7,57 | 20,44 * |
| PJAR 08  | 8    | 6,01 | 16,23   |
| PJAR 10  | 10   | 6,68 | 18,04   |
| PJAR 125 | 12,5 | 7,52 | 20,30 * |
| PJAT 08  | 8    | 6,01 | 16,23   |
| PJAT 10  | 10   | 6,68 | 18,04   |
| PJAT 125 | 12,5 | 7,52 | 20,30   |
| PJNE 08  | 8    | 7,98 | 21,55   |
| PJNE 10  | 10   | 8,69 | 23,46   |
| PJNE 125 | 12,5 | 9,78 | 26,41   |

### COLOURS



## CAPSULES, END CAPS and THREE-WAYS JOINTS

\* Capsules & end caps of the on demand profiles are also on demand

Anodized ALUMINIUM (silver, copper, titanium, gold and black) / PLASTIC

### LEFT CAPSULES ANODIZED ALUMINIUM

(silver, copper, titanium and gold)

| Article       | H mm            | €/Pack 10 Pcs | €/Pack 2 Pcs |
|---------------|-----------------|---------------|--------------|
| CPJAA .../... | 06/08/10/125    | 62,24         | 13,69        |
| CPJAA 15/...  | 15              | 69,09         | 15,20        |
| IPJAA .../... | 06/08/10/125    | 62,24         | 13,69        |
| IPJAA 15/...  | 15              | 72,39         | 15,92        |
| TPJAA .../... | 06/08/10/125/15 | 29,54         | 6,44         |
| CPJAO .../... | 06/08/10        | 62,24         | 13,69        |
| CPJAO 15/...  | 15              | 69,09         | 15,20        |
| IPJAO .../... | 06/08/10        | 62,24         | 13,69        |
| IPJAO 15/...  | 15              | 72,39         | 15,92        |
| TPJAO .../... | 06/08/10/15     | 29,54         | 6,44         |
| CPJAR .../... | 08/10/125       | 64,41         | 14,76        |
| IPJAR .../... | 08/10/125       | 64,41         | 14,76        |
| TPJAR .../... | 08/10/125       | 29,54         | 6,44         |
| CPJAT .../... | 08/10/125       | 64,41         | 14,76        |
| IPJAT .../... | 08/10/125       | 64,41         | 14,76        |
| TPJAT .../... | 08/10/125       | 29,54         | 6,44         |
| CPJNE .../... | 08/10/125       | 83,69         | 18,42        |
| IPJNE .../... | 08/10/125       | 83,69         | 18,42        |
| TPJNE .../... | 08/10/125       | 29,54         | 6,44         |

Choose the desired pack. & height  
Ex: 4,5 mm capsule in 10 Pcs Pack - CPJAA 10/10

### JOINTS - PLASTIC

| Article      | H mm            | €/Pack 10 Pcs | €/Pack 2 Pcs |
|--------------|-----------------|---------------|--------------|
| GIJA .../... | 06/08/10/125/15 | 28,15         | 6,16         |

Choose the desired pack. & height  
Ex: 10 mm joint in 10 Pcs Pack - GIJA 10/10

#### EXTERNAL CAPSULES



#### INTERNAL CAPSULES



#### CAPS




#### JOINTS



The right capsules are available on demand and must be used only in the following cases:

A) when you are laying the cut base of the profile perpendicularly on the floor;



Add "D" to the article code. For example: CPJDAA 06.

Add "D" to the article code. For example: IPJDAA 06.

B) as an alternative to end-caps (right side).



LEFT CAPSULES

RIGHT CAPSULES

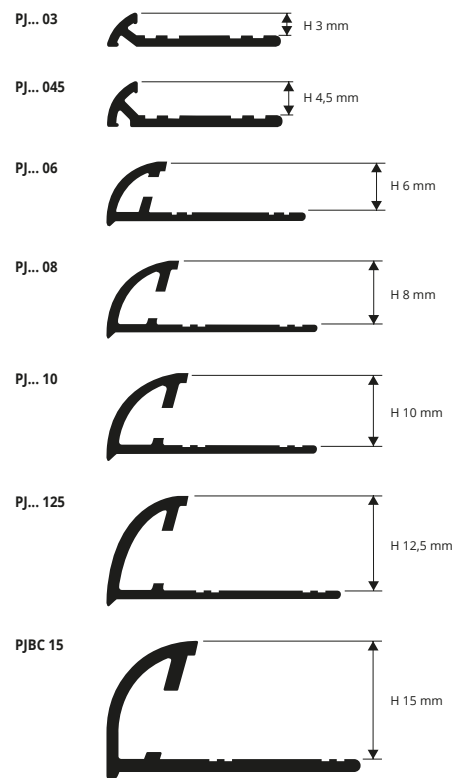
Add "D" to the article code. For example: CPJDAA 06.



**PROJOLLY** is a rounded bead profile in polished aluminium that can be applied on external corners of coverings. It can be used to close the perimeter of coverings and like a connection profile between step tread and riser of stairs coated with ceramic or natural stone tiles. Its particular section and elegance, the availability in five different finishes and special pieces such as internal and external corners, end caps and joints make **PROJOLLY** a much sought-after and elegant profile that allows a workmanlike application.

# PROJOLLY

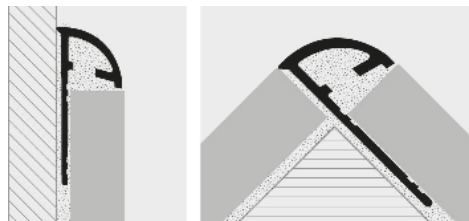
POLISHED ALUMINIUM  
CHROME, COPPER, TITANIUM, GOLD AND BLACK



POLISHED ALUMINIUM (chrome-copper-titanium-gold-black)  
thermo packed - bar length 2,7 lm - pack. 40 Pcs - 108 lm (H 15 mm - 54 lm)

| Article  | H mm | €/lm  | €/Pc  |
|----------|------|-------|-------|
| PJBC 03  | 3    | 8,09  | 21,84 |
| PJBC 045 | 4,5  | 8,32  | 22,46 |
| PJBC 06  | 6    | 8,53  | 23,03 |
| PJBC 08  | 8    | 9,19  | 24,81 |
| PJBC 10  | 10   | 10,20 | 27,54 |
| PJBC 125 | 12,5 | 11,52 | 31,10 |
| PJBC 15  | 15   | 12,55 | 33,89 |
| PJBO 03  | 3    | 8,09  | 21,84 |
| PJBO 045 | 4,5  | 8,32  | 22,46 |
| PJBO 06  | 6    | 8,53  | 23,03 |
| PJBO 08  | 8    | 9,19  | 24,81 |
| PJBO 10  | 10   | 10,20 | 27,54 |
| PJBO 125 | 12,5 | 11,52 | 31,10 |
| PJBR 08  | 8    | 9,19  | 24,81 |
| PJBR 10  | 10   | 10,20 | 27,54 |
| PJBR 125 | 12,5 | 11,52 | 31,10 |
| PJBT 08  | 8    | 9,19  | 24,81 |
| PJBT 10  | 10   | 10,20 | 27,54 |
| PJBT 125 | 12,5 | 11,52 | 31,10 |
| PJBN 08  | 8    | 11,93 | 32,21 |
| PJBN 10  | 10   | 12,54 | 33,86 |
| PJBN 125 | 12,5 | 13,39 | 36,15 |

### EXAMPLES AND INSTRUCTIONS FOR LAYING METHODS



1. Choose "PROJOLLY" according to the tile thickness and desired finish.
2. Cut "PROJOLLY" to the desired length and apply the adhesive on the support where the profile will be laid.
3. Press the anchoring flange of "PROJOLLY" into the adhesive.
4. Lay the tiles, aligning them with the profile leaving a 2 mm joint. Remove immediately all remains of adhesive from the surface of the profile.
5. Fill the joints between the profile and the tiles with grout, in order to avoid water stagnation. Remove immediately all the remains of grout from the surface of the profile.

### COLOURS



© 2020 All rights reserved by Progress Profiles. Printed in Italy

## CAPSULES, END CAPS and THREE-WAYS JOINTS

POLISHED ALUMINIUM (chrome, copper, titanium, gold, black) / PLASTIC

Capsules & end caps of the on demand profiles are also on demand \*

### JOINTS - PLASTIC

| Article      | H mm            | €/Pack 10 Pcs | €/Pack 2 Pcs |
|--------------|-----------------|---------------|--------------|
| GIJA .../... | 06/08/10/125/15 | 28,15         | 6,16         |

Choose the desired pack & height  
Ex.: 10 mm joint in 10 Pcs Pack - GIJA 10/10



### EXTERNAL CAPSULES



### INTERNAL CAPSULES



### LEFT CAPSULES POLISHED ALUMINIUM chrome, copper, titanium and gold

| Article       | H mm            | €/Pack 10 Pcs | €/Pack 2 Pcs |
|---------------|-----------------|---------------|--------------|
| CPJBC .../... | 06/08/10/125    | 62,24         | 13,69        |
| CPJBC 15/...  | 15              | 69,09         | 15,20        |
| IPJBC .../... | 06/08/10/125    | 62,24         | 12,87        |
| IPJBC 15/...  | 15              | 72,39         | 15,92        |
| TPJBC .../... | 06/08/10/125/15 | 29,54         | 6,44         |
| CPJBO .../... | 06/08/10/125    | 62,24         | 13,69        |
| IPJBO .../... | 06/08/10/125    | 62,24         | 12,87        |
| TPJBO .../... | 06/08/10/15     | 29,54         | 6,44         |
| CPJBR .../... | 08/10/125       | 91,16         | 24,68        |
| IPJBR .../... | 08/10/125       | 91,16         | 24,68        |
| TPJBR .../... | 08/10/125       | 29,54         | 6,44         |
| CPJBT .../... | 08/10/125       | 64,41         | 14,76        |
| IPJBT .../... | 08/10/125       | 64,41         | 14,76        |
| TPJBT .../... | 08/10/125       | 29,54         | 6,44         |
| CPJBN .../... | 08/10/125       | 118,42        | 26,05        |
| IPJBN .../... | 08/10/125       | 118,42        | 26,05        |
| TPJBN .../... | 08/10/125       | 29,54         | 6,44         |

Choose the desired pack & height  
Ex.: 4,5 mm capsule in 10 Pcs Pack - CPJBC 10/10

(\* ) 12,5/15 mm NOT SUITABLE FOR THREE-WAYS CORNER

The right capsules are available on demand and must be used only in the following cases:  
A) when you are laying the cut base of the profile perpendicularly on the floor;



Add "D" to the article code. For example: CPJDBC 06. Add "D" to the article code. For example: IPJDBC 06.

B) as an alternative to end-caps (right side).



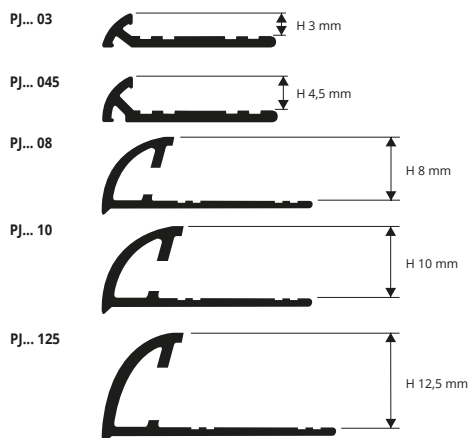
LEFT CAPSULES      RIGHT CAPSULES  
Add "D" to the article code. For example: CPJDBC 06.

\* = Production on demand with minimum quantity of 100 pcs. Production delay 4/5 weeks. Price to be agreed

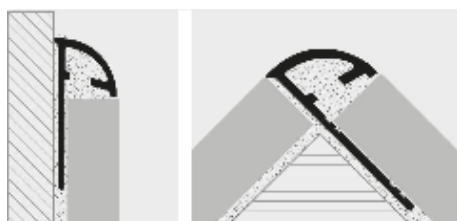
# PROJOLLY

BRUSHED ALUMINIUM

**PROJOLLY** is a rounded bead profile in brushed aluminium that can be applied on external corners of coverings. It can be used to close the perimeter of coverings and like a connection profile between step tread and riser of stairs coated with ceramic or natural stone tiles. Its particular section and elegance, the availability in four different finishes and special pieces such as internal and external corners, end caps and joints make **PROJOLLY** a much sought-after and elegant profile that allows a workmanlike application.



**EXAMPLES AND INSTRUCTIONS FOR LAYING METHODS**



1. Choose "PROJOLLY" according to the tile thickness and desired finish. 2. Cut "PROJOLLY" to the desired length and apply the adhesive on the support where the profile will be laid. 3. Press the anchoring flange of "PROJOLLY" into the adhesive. 4. Lay the tiles, aligning them with the profile leaving a 2 mm joint. Remove immediately all remains of adhesive from the surface of the profile. 5. Fill the joints between the profile and the tiles with grout, in order to avoid water stagnation. Remove immediately all the remains of grout from the surface of the profile.



**BRUSHED POLISHED ALUMINIUM** (silver-gold-copper-titanium-black)  
thermo packed - bar length 2,7 lm - pack. 40 Pcs - 108 lm

| Article   | H mm | €/lm  | €/Pc  |
|-----------|------|-------|-------|
| PJBS 03   | 3    | 9,52  | 25,70 |
| PJBS 045  | 4,5  | 9,87  | 26,65 |
| PJBS 08   | 8    | 10,58 | 28,57 |
| PJBS 10   | 10   | 11,52 | 31,10 |
| PJBS 125  | 12,5 | 12,87 | 34,75 |
| PJRS 03   | 3    | 9,52  | 25,70 |
| PJRS 045  | 4,5  | 9,87  | 26,65 |
| PJRS 08   | 8    | 10,58 | 28,57 |
| PJRS 10   | 10   | 11,52 | 31,10 |
| PJRS 125  | 12,5 | 12,87 | 34,75 |
| PJBOS 03  | 3    | 9,52  | 25,70 |
| PJBOS 045 | 4,5  | 9,87  | 26,65 |
| PJBOS 08  | 8    | 10,58 | 28,57 |
| PJBOS 10  | 10   | 11,52 | 31,10 |
| PJBOS 125 | 12,5 | 12,87 | 34,75 |
| PJTS 03   | 3    | 9,52  | 25,70 |
| PJTS 045  | 4,5  | 9,87  | 26,65 |
| PJTS 08   | 8    | 10,58 | 28,57 |
| PJTS 10   | 10   | 11,52 | 31,10 |
| PJTS 125  | 12,5 | 12,87 | 34,75 |
| PJNS 08   | 8    | 13,45 | 36,31 |
| PJNS 10   | 10   | 14,63 | 39,50 |
| PJNS 125  | 12,5 | 16,58 | 44,77 |



**COLOURS**



AVAILABLE MINIMUM QUANTITY 100 PCS by colour and height



(Price to be agreed. Production delay 4/5 weeks)

## CAPSULES, END CAPS and THREE-WAYS JOINTS

\* Capsules & end caps of the on demand profiles are also on demand

BRUSHED POLISHED ALUMINIUM (silver, copper, titanium, black) / PLASTIC

**LEFT CAPSULES - BRUSHED POLISHED ALUMINIUM**  
silver-gold-copper-titanium-black

| Article        | H mm      | €/Pack 10 Pcs | €/Pack 2 Pcs |
|----------------|-----------|---------------|--------------|
| CPJBS .../...  | 08/10/125 | 72,52         | 15,41        |
| IPJBS .../...  | 08/10/125 | 72,52         | 15,41        |
| TPJBS .../...  | 08/10/125 | 29,54         | 6,44         |
| CPJBOS .../... | 08/10/125 | 72,52         | 15,41        |
| IPJBOS .../... | 08/10/125 | 72,52         | 15,41        |
| TPJBOS .../... | 08/10/125 | 29,54         | 6,44         |
| CPJRS .../...  | 08/10/125 | 72,52         | 15,41        |
| IPJRS .../...  | 08/10/125 | 72,52         | 15,41        |
| TPJRS .../...  | 08/10/125 | 29,54         | 6,44         |
| CPJTS .../...  | 08/10/125 | 72,52         | 15,41        |
| IPJTS .../...  | 08/10/125 | 72,52         | 15,41        |
| TPJTS .../...  | 08/10/125 | 29,54         | 6,44         |
| CPJNS .../...  | 08/10/125 | 93,31         | 20,54        |
| IPJNS .../...  | 08/10/125 | 93,31         | 20,54        |
| TPJNS .../...  | 08/10/125 | 29,54         | 6,44         |

Choose the desired pack. & height  
Ex.: 4,5 mm capsule in 10 Pcs Pack - CPJBS 10/10

**JOINTS - PLASTIC**

| Article      | H mm      | €/Pack 10 Pcs | €/Pack 2 Pcs |
|--------------|-----------|---------------|--------------|
| GIJA .../... | 08/10/125 | 28,15         | 6,16         |

Choose the desired pack. & height  
Ex.: 10 mm joint in 10 Pcs Pack - GIJA 10/10


**EXTERNAL CAPSULES**



**INTERNAL CAPSULES**



The right capsules are available on demand and must be used only in the following cases:  
A) when you are laying the cut base of the profile perpendicularly on the floor;



Add "D" to the article code. For example: CPJDBS 08. Add "D" to the article code. For example: IPJDBS 08.

B) as an alternative to end-caps (right side).



**LEFT CAPSULES**      **RIGHT CAPSULES**  
Add "D" to the article code. For example: CPJDBS 08.

**END CAP**



TPJ.../...

**JOINT**



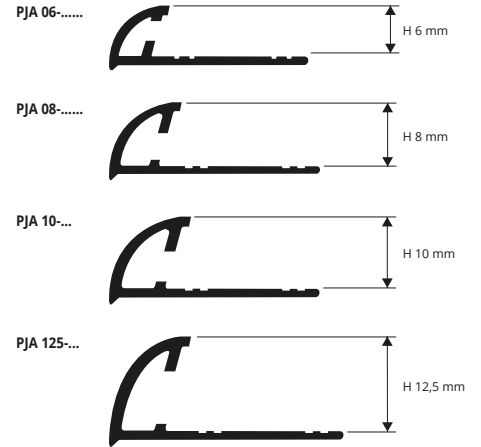
GIJA.../...

\* = Production on demand with minimum quantity of 100 pcs. Production delay 4/5 weeks. Price to be agreed

**PROJOLLY** is a rounded bead profile in varnished aluminium that can be applied on external corners of coverings. It can be used to close the perimeter of coverings. Its particular section and elegance, the availability in five different colours and special pieces such as internal and external corners, end caps and joints make **PROJOLLY** a much sought-after and elegant profile that allows a workmanlike application.

# PROJOLLY

VARNISHED ALUMINIUM



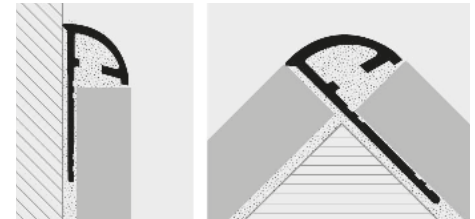
VARNISHED ALUMINIUM (HOT-WORKED 200°) thermo packed bar length **2,7 lm** - pack. **20 Pcs-54 lm** (colour white **40 Pcs - 108 lm**)

| Article    | H mm | €/lm | €/Pc  |
|------------|------|------|-------|
| PJA 06-01  | 6    | 6,03 | 16,28 |
| PJA 08-... | 8    | 6,71 | 18,12 |
| PJA 10-... | 10   | 7,26 | 19,60 |
| PJA 125-01 | 12,5 | 7,78 | 21,01 |

With H 8 and 10 mm available in the colours: 01 - 0106 - 0311 - 06 - 11  
Available on demand: 010 - 02-03-0211-10-17.  
The code of the selected colour must be added to the article code.  
E.g.: PJA 08... (chosen colour white) PJA 08-01.

On demand may be realised in other finishes of the colour chart. Contact our customer service for minimal quantity, timing and price.

### EXAMPLES AND INSTRUCTIONS FOR LAYING METHODS



1. Choose "PROJOLLY" according to the tile thickness and desired colour.
2. Cut "PROJOLLY" to the desired length and apply the adhesive on the support where the profile will be laid.
3. Press the anchoring flange of "PROJOLLY" into the adhesive.
4. Lay the tiles, aligning them with the profile leaving a 2 mm joint. Remove immediately all remains of adhesive from the surface of the profile.
5. Fill the joints between the profile and the tiles with grout, in order to avoid water stagnation. Remove immediately all the remains of grout from the surface of the profile.

### COLOURS

|                                   |   |  |
|-----------------------------------|---|--|
| 01 - Varnished white alum. (9016) | 0106 - Varnished white ivory alum. (9001) | 0311 - Varnished asphalt grey alum. (7043) |
| 06 - Varnished ivory alum. (1015) | 11 - Varnished black alum. (9005)         |  |

AVAILABLE MINIMUM QUANTITY 100 PCS by colour and height  
(Price to be agreed. Production delay 4/5 weeks)

|   |   |  |
|---|---|--|
| 010 - Varnished white matt alum. (9016)   | 02 - Varnished light grey alum. (7035)  | 03 - Varnished stone grey alum. (7030) |
| 0211 - Varnished quartz grey alum. (7039) | 10 - Varnished klinker red alum. (8004) | 17 - Varnished bahama beige alum.      |

## CAPSULES, END CAPS and THREE-WAYS JOINTS

VARNISHED ALUMINIUM / PLASTIC

Capsules & end caps of the on demand profiles are also on demand

### LEFT CAPSULES VARNISHED ALUMINIUM (HOT-WORKED 200°)

| Article          | H mm      | €/Pack 10 Pcs | €/Pack 2 Pcs |
|------------------|-----------|---------------|--------------|
| CPJA ...-.../... | 08/10/125 | 63,77         | 14,03        |
| IPJA ...-.../... | 08/10/125 | 63,77         | 14,03        |
| TPJA ...-.../... | 08/10/125 | 29,54         | 6,44         |

Choose the desired pack. & height  
Ex.: 4,5 mm capsule in 10 Pcs Pack - CPJA 10-06/10 10/10

#### EXTERNAL CAPSULES



#### INTERNAL CAPSULES



### JOINTS - PLASTIC

| Article      | H mm      | €/Pack 10 Pcs | €/Pack 2 Pcs |
|--------------|-----------|---------------|--------------|
| GJJA .../... | 08/10/125 | 28,15         | 6,16         |

Choose the desired pack. & height  
Ex.: 10 mm joint in 10 Pcs Pack - GJJA 10/10

#### END CAP




#### JOINT



The right capsules are available on demand and must be used only in the following cases:

A) when you are laying the cut base of the profile perpendicularly on the floor;



Add "D" to the article code. For example: CPJDA 06-01. Add "D" to the article code. For example: IPJDA 06-01.

B) as an alternative to end-caps (right side).



LEFT CAPSULES

RIGHT CAPSULES

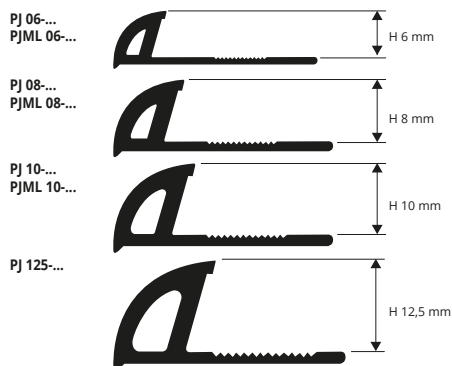
Add "D" to the article code. For example: CPJDA 06-01.



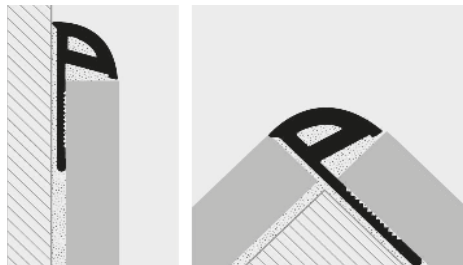
# PROJOLLY

SHOCKPROOF NON - TOXIC  
COLORED VINYL RESIN

**PROJOLLY** is a rounded bead profile in shockproof non - toxic colored vinyl resin that can be applied on external corners of coverings. It can be used to close the perimeter of coverings. Its particular section, the availability in different colours also on demand and special pieces such as internal and external corners make **PROJOLLY** a much sought-after profile. It can be easily matched with the wall covering and allows an elegant workmanlike application.



### EXAMPLES AND INSTRUCTIONS FOR LAYING METHODS



1. Choose "PROJOLLY" according to the tile thickness and desired colour. 2. Cut "PROJOLLY" to the desired length and apply the adhesive on the support where the profile will be laid. 3. Press the anchoring flange of "PROJOLLY" into the adhesive. 4. Lay the tiles, aligning them with the profile leaving a 2 mm joint. 5. Fill the joints between the profile and the tiles with grout, in order to avoid water stagnation.

**NON-TOXIC SHOCKPROOF VINYL RESIN**  
bar length **2,7 lm** - pack. **54 lm** (colour white pack. **108 lm**)

| Article    | H mm | €/lm | €/Pc |
|------------|------|------|------|
| PJ 06-...  | 6    | 1,24 | 3,35 |
| PJ 08-...  | 8    | 1,38 | 3,73 |
| PJ 10-...  | 10   | 1,50 | 4,05 |
| PJ 125-... | 12,5 | 1,63 | 4,40 |

Available in the colours: 00 - 01 - 02 - 03 - 04 - 05 - 06 - 07 - 08 - 09 - 11-12 - 13 - 14 - 15 - 17 - 18 - 0106.  
Available on demand 10 -16 -19 -20 -21 -22 -23 -24 -25 -26 -27 -28 -29 with a minimum quantity order of 800 pcs.  
The code of the selected colour must be added to the article code.  
E.g.: PJ 06... (chosen colour white) PJ 06-01.

WHITE NOT FOR SALE SINGLY

**NON-TOXIC SHOCKPROOF VINYL RESIN**  
**MIRROR LINE EXTRA POLISHED** - bar length **2,7 lm**  
pack. **54 lm** (colour white pack. **108 lm**)

| Article        | H mm | €/lm | €/Pc   |
|----------------|------|------|--------|
| PJML 06-00/01  | 6    | 1,53 | 4,13   |
| PJML 06-...    | 6    | 1,53 | 4,13 * |
| PJML 08-00/01  | 8    | 1,67 | 4,51   |
| PJML 08-...    | 8    | 1,67 | 4,51 * |
| PJML 10-00/01  | 10   | 1,80 | 4,86   |
| PJML 10-...    | 10   | 1,80 | 4,86 * |
| PJML 125-00/01 | 12,5 | 1,94 | 5,24   |
| PJML 125-...   | 12,5 | 1,94 | 5,24 * |

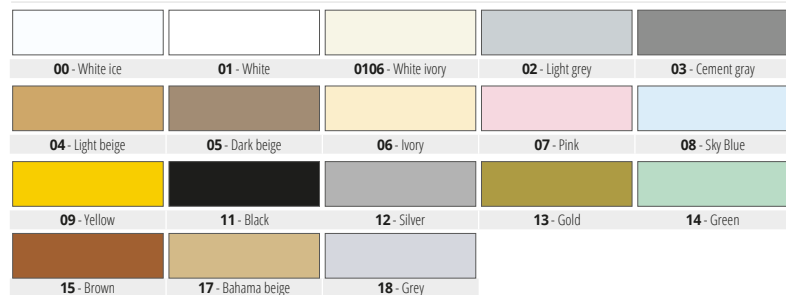
available in the color: 01 - 00 (Available on demand 0106-02-03-04-05-07-08-09-10-11-14-15-16-17-0106-19-20-21-22-23-24-25-26-27-28-29 with a minimum quantity order of 800 pcs.)  
The code of the selected colour must be added to the article code.  
E.g.: PJ 06... (chosen colour white) PJ 06-01.  
Prices per metre are approximate. Articles not for sale singly.

WHITE NOT FOR SALE SINGLY

**AVAILABLE MINIMUM QUANTITY 800 PCS** by colour and height  
(Price to be agreed. Production delay 4/5 weeks)



### COLOURS



## CAPSULES for three-ways joints

POLYPROPYLENE/POLYETHYLENE UV RESISTANT

\* Capsules & end caps of the on demand profiles are also on demand

POLYPROPYLENE / POLYETHYLENE UV RESISTANT

| Article         | H mm | €/Pack. 20 pcs | €/Pack. 5 pcs |
|-----------------|------|----------------|---------------|
| CPJ 06-.../...  | 6    | 22,08          | 6,62          |
| IPJ 06-.../...  | 6    | 22,08          | 6,62          |
| CPJ 08-.../...  | 8    | 22,56          | 6,71          |
| IPJ 08-.../...  | 8    | 22,56          | 6,71          |
| CPJ 10-.../...  | 10   | 23,08          | 6,90          |
| IPJ 10-.../...  | 10   | 23,08          | 6,90          |
| CPJ 125-.../... | 12,5 | 23,84          | 7,12          |
| IPJ 125-.../... | 12,5 | 23,84          | 7,12          |

EXTERNAL CAPSULES



CPJ ...-.../...

INTERNAL CAPSULES



IPJ ...-.../...



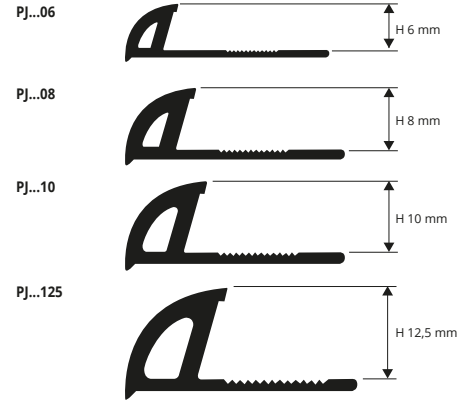
Available in the colours: 01-02-03-04-05-06-07-08-09-10-11-12-13-14-15-16-17-18-0106 (not available 19-20-21-22-23-24-25-26-27-28-29).  
The code of the selected colour must be added to the article code.  
E.g.: CPJ 06-.../... (chosen colour white) CPJ 06-01/20.

\* = Production on demand with minimum quantity of 800 pcs. Production delay 4/5 weeks. Price to be agreed

**PROJOLLY MARBLE** is a rounded bead profile in shockproof non - toxic marbled vinyl resin that can be applied on external corners of coverings. It can be used to close the perimeter of coverings. Its particular section, the availability of different marble effect finishes also on demand and special pieces such as internal and external corners make **PROJOLLY MARBLE** a much sought-after profile. It can be easily matched with the wall covering and allows an elegant workmanlike application.

# PROJOLLY MARBLE

SHOCKPROOF NON - TOXIC MARBLED VINYL RESIN



**MARBLED NON-TOXIC VYNIL RESIN**  
bar length 2,7 lm - pack. 40 Pcs - 108 lm

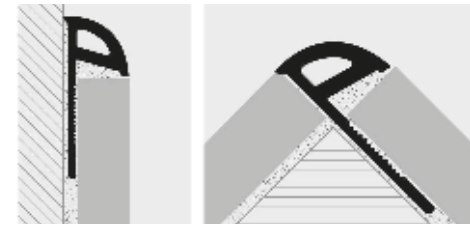
| Article   | H mm | €/lm | €/Pc   |
|-----------|------|------|--------|
| PJ... 06  | 6    | 2,30 | 6,21 * |
| PJ... 08  | 8    | 2,64 | 7,13   |
| PJ... 10  | 10   | 2,86 | 7,72   |
| PJ... 125 | 12,5 | 3,11 | 8,40   |

Available on demand MC - MB - MR - MA - MV - MVA - MAS - MBS - MRS - MVAS - MTC - MTS (MAB - MBC - MBO - MAM - MBD - MCRI - MCRC - MBDX - MGVC - MNA - MBPS - MVBL with a minimum quantity order of 800 pcs). The code of the selected colour must be added to the article code. E.g.: PJ... 10 (chosen colour carrara) PJMC 10.

### INSTRUCTIONS FOR LAYING

1. Choose "PROJOLLY MARBLE" according to the tile thickness and desired colour. 2. Cut "PROJOLLY MARBLE" to the desired length and apply the adhesive on the support where the profile will be laid. 3. Press the anchoring flange of "PROJOLLY MARBLE" into the adhesive. 4. Lay the tiles, aligning them with the profile leaving a 2 mm joint. 5. Fill the joints between the profile and the tiles with grout, in order to avoid water stagnation.

### EXAMPLES OF LAYING



### COLOURS



**AVAILABLE MINIMUM QUANTITY 800 PCS** by colour and height (Price to be agreed. Production delay 4/5 weeks)



**PROJOLLY OPEN** is a rounded bead profile in shockproof non - toxic marbled vinyl resin that can be applied on external corners of coverings. It can be used to close the perimeter of coverings. Its particular open section and the availability in white colour make **PROJOLLY OPEN** a practical and economic profile. It can be used where low cost and workmanlike application are required.

# PROJOLLY OPEN

SHOCKPROOF NON - TOXIC WHITE VINYL RESIN




**WHITE VINYL RESIN**  
bar length 2,7 lm - pack. 80 Pcs - 216 lm

| Article   | H mm | €/lm | €/Pc   |
|-----------|------|------|--------|
| PJP 06-01 | 6    | 1,28 | 3,46 * |
| PJP 09-01 | 9    | 1,41 | 3,81 * |

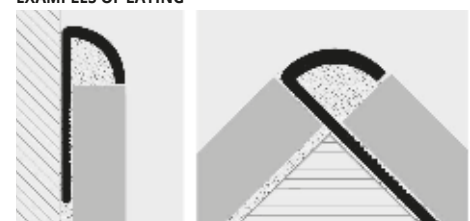
ARTICLES NOT FOR SALE SINGLY

### INSTRUCTIONS FOR LAYING


1. Choose "PROJOLLY OPEN" according to the tile thickness. 2. Cut "PROJOLLY OPEN" to the desired length and apply the adhesive on the support where the profile will be laid. 3. Press the anchoring flange of "PROJOLLY OPEN" into the adhesive. 4. Lay the tiles, aligning them with the profile leaving a 2 mm joint. 5. Fill the joints between the profile and the tiles with grout, in order to avoid water stagnation.



### EXAMPLES OF LAYING



### COLOURS



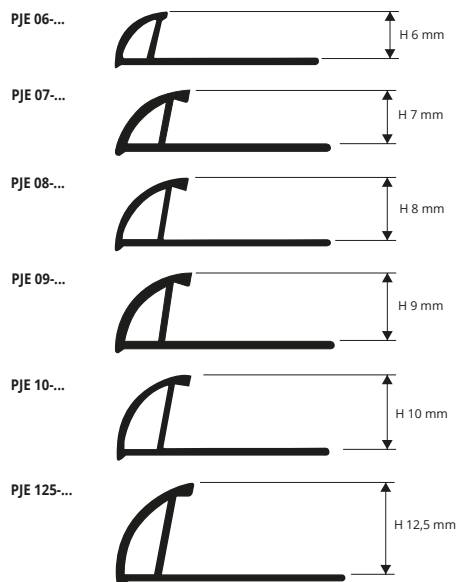
OTHER COLOURS ON DEMAND FOR A MINIMUM OF 800 pcs

\* = Production on demand with minimum quantity of 800 pcs. Production delay 4/5 weeks. Price to be agreed

# PROJOLLY ECO

SHOCKPROOF NON - TOXIC  
COLOURED VINYL RESIN

**PROJOLLY ECO** is a rounded bead profile in shockproof non - toxic colored vinyl resin that can be applied on external corners of coverings. It can be used to close the perimeter of coverings. Its particular section, the availability of different colours also on demand and special pieces such as internal and external corners make **PROJOLLY ECO** a practical and economic profile. It can be easily matched with the wall covering and allows an elegant workmanlike application.



**COLOURED VINYL RESIN**  
bar length 2,7 lm - pack. 80 Pcs - 216 lm

| Article         | H mm | €/lm | €/Pc   |
|-----------------|------|------|--------|
| PJE 06-01/06/18 | 6    | 0,88 | 2,38 * |
| PJE 08-...      | 8    | 1,02 | 2,75   |
| PJE 10-...      | 10   | 1,16 | 3,13   |
| PJE 125-...     | 12,5 | 1,44 | 3,89   |

ARTICLES NOT FOR SALE SINGLY

H 6 mm available the colours 01 - 06 - 18, other colours on demand. Available on demand in the colours 01 - 02 - 03 - 04 - 05 - 06 - 07 - 08 - 09 - 10 - 11 - 12 - 13 - 14 - 15 - 16 - 17 - 18 (0106 - 19 - 20 - 21 - 22 - 23 - 24 - 25 - 26 - 27 - 28 - 29 with a minimum quantity order of 800 pcs. The code of the selected colour must be added to the article code. E.g.: PJE 08... (chosen colour white) PJE 08-01.

**COLOURED VINYL RESIN**  
bar length 2,7 lm - pack. 80 Pcs - 216 lm

| Article    | H mm | €/lm | €/Pc   |
|------------|------|------|--------|
| PJE 07-... | 7    | 0,95 | 2,56 * |
| PJE 09-... | 9    | 1,08 | 2,92 * |

ARTICLES NOT FOR SALE SINGLY

PRODUCTION ON DEMAND  
MINIMUM QUANTITY 800 PCS BY COLOUR AND HEIGHT  
(Production delay 4/5 weeks)

Available on demand in the colours: 01 - 02 - 03 - 04 - 05 - 06 - 07 - 08 - 09 - 10 - 11 - 12 - 13 - 14 - 15 - 16 - 17 - 18 - 19 - 20 - 21 - 22 - 23 - 24 - 25 - 26 - 27 - 28 - 29 - 0106 with a minimum quantity order of 800 pcs. The code of the selected colour must be added to the article code. E.g.: PJE 07... (chosen colour white) PJE 07-01.

### EXAMPLES AND INSTRUCTIONS FOR LAYING METHODS



1. Choose "PROJOLLY ECO" according to the tile thickness and desired colour.
2. Cut "PROJOLLY ECO" to the desired length and apply the adhesive on the support where the profile will be laid.
3. Press the anchoring flange of "PROJOLLY ECO" into the adhesive.
4. Lay the tiles, aligning them with the profile leaving a 2 mm joint.
5. Fill the joints between the profile and the tiles with grout, in order to avoid water stagnation.

### COLOURS

|            |                 |                  |                  |                   |             |
|------------|-----------------|------------------|------------------|-------------------|-------------|
| 01 - White | 02 - Light grey | 03 - Cement gray | 04 - Light beige | 05 - Dark beige   | 06 - Ivory  |
| 07 - Pink  | 08 - Sky blue   | 09 - Yellow      | 10 - Red         | 11 - Black        | 12 - Silver |
| 13 - Gold  | 14 - Green      | 15 - Brown       | 16 - Blue        | 17 - Bahama beige | 18 - Grey   |

AVAILABLE MINIMUM QUANTITY 800 PCS by colour and height  
(Price to be agreed. Production delay 4/5 weeks)

|                    |                  |                        |
|--------------------|------------------|------------------------|
| 0106 - White ivory | 19 - Beige       | 20 - Dark ivory        |
| 21 - Light pink    | 22 - Dark pink   | 23 - Dark antique pink |
| 24 - Dark sky blue | 25 - Brick red   | 26 - Turquoise green   |
| 27 - Dark green    | 28 - Hazel brown | 29 - Dak brown         |

## CAPSULES for three-ways joints

\* Capsules & end caps of the on demand profiles are also on demand

COLOURED PLASTIC



EXTERNAL CAPSULES



CPJE ...-.../...

COLOURED PLASTIC

| Article              | H mm | €/Pack. 20 pcs | €/Pack. 5 pcs |
|----------------------|------|----------------|---------------|
| CPJE 06-01/06/18/... | 6    | 19,78          | 5,22          |
| CPJE 08-.../...      | 8    | 21,04          | 5,55          |
| CPJE 10-.../...      | 10   | 22,56          | 5,91          |
| CPJE 125-.../...     | 12,5 | 25,86          | 6,79          |

ARTICLES NOT FOR SALE SINGLY

H 6 mm available the colours 01 - 06 - 18, other colours on demand. Available in the colours: 01 - 02 - 03 - 04 - 05 - 06 - 07 - 08 - 09 - 10 - 11 - 12 - 13 - 14 - 15 - 16 - 17 - 18 (not available 0106 - 19 - 20 - 21 - 22 - 23 - 24 - 25 - 26 - 27 - 28 - 29). The code of the selected colour must be added to the article code. E.g.: CPJE 08-.../... (chosen colour white) CPJE 08-01/20.

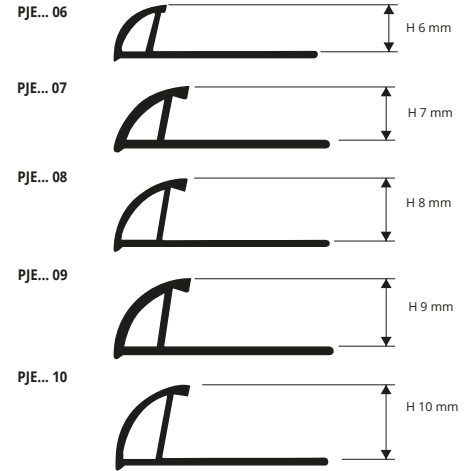
\* = Production on demand with minimum quantity of 800 pcs. Production delay 4/5 weeks. Price to be agreed



**PROJOLLY ECO MARBLE** is a rounded bead profile in shockproof non - toxic marbled vinyl resin that can be applied on external corners of coverings. It can be used to close the perimeter of coverings. Its particular section and the availability of different marble effect finishes, also on demand, and special pieces such as internal and external corners make **PROJOLLY ECO MARBLE** a much sought-after profile. It can be easily matched with the wall covering and allows an elegant workmanlike application.

# PROJOLLY ECO MARBLE

SHOCKPROOF NON - TOXIC MARBLED VINYL RESIN



**SHOCKPROOF MARBLED VINYL RESIN**  
bar length 2,7 lm - pack. 80 Pcs - 216 lm

| Article   | H mm | €/lm | €/Pc   |
|-----------|------|------|--------|
| PJE... 06 | 6    | 1,61 | 4,35 * |
| PJE... 08 | 8    | 1,71 | 4,62   |
| PJE... 10 | 10   | 1,83 | 4,94   |

**ARTICLES NOT FOR SALE SINGLY**

PJE... 125 available on demand.  
Available in the colours: MC - MB - MR - MA - MV - MVA - MAS - MBS - MRS - MVAS - MTC - MTS ( on demand MAB - MBC - MBO - MAM - MBD - MCRI - MCRC - MBDX - MGVC - MNA - MBPS - MVBL with a minimum quantity order of 800 pcs).  
The code of the selected colour must be added to the article code.  
E.g.: PJE... 06 (chosen colour carrara) PJEMC 06.

**SHOCKPROOF MARBLED VINYL RESIN**  
bar length 2,7 lm - pack. 80 Pcs - 216 lm

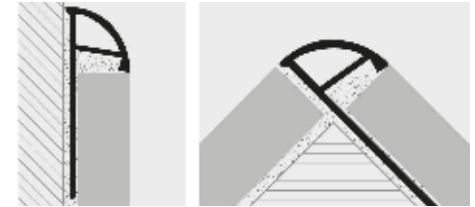
| Article   | H mm | €/lm | €/Pc   |
|-----------|------|------|--------|
| PJE... 07 | 7    | 1,71 | 4,62 * |
| PJE... 09 | 9    | 1,83 | 4,94 * |

**ARTICLES NOT FOR SALE SINGLY**

**PRODUCTION ON DEMAND  
MINIMUM QUANTITY 800 PCS BY COLOUR AND HEIGHT**  
(Production delay 4/5 weeks)

Available on demand in the colours: MC - MB - MR - MA - MV - MVA - MAS - MBS - MRS - MVAS - MTC - MTS - MAB - MBC - MBO - MAM - MBD - MCRI - MCRC - MBDX - MGVC - MNA - MBPS - MVBL with a minimum quantity order of 800 pcs.  
The code of the selected colour must be added to the article code.  
E.g.: PJE... 06 (chosen colour carrara) PJEMC 06.

**EXAMPLES AND INSTRUCTIONS FOR LAYING METHODS**



1. Choose "PROJOLLY ECO MARBLE" according to the tile thickness and desired finish.
2. Cut "PROJOLLY ECO MARBLE" to the desired length and apply the adhesive on the support where the profile will be laid.
3. Press the anchoring flange of "PROJOLLY ECO MARBLE" into the adhesive.
4. Lay the tiles, aligning them with the profile leaving a 2 mm joint.
5. Fill the joints between the profile and the tiles with grout, in order to avoid water stagnation.

**COLOURS**



**AVAILABLE MINIMUM QUANTITY 800 PCS** by colour and height (Price to be agreed. Production delay 4/5 weeks)



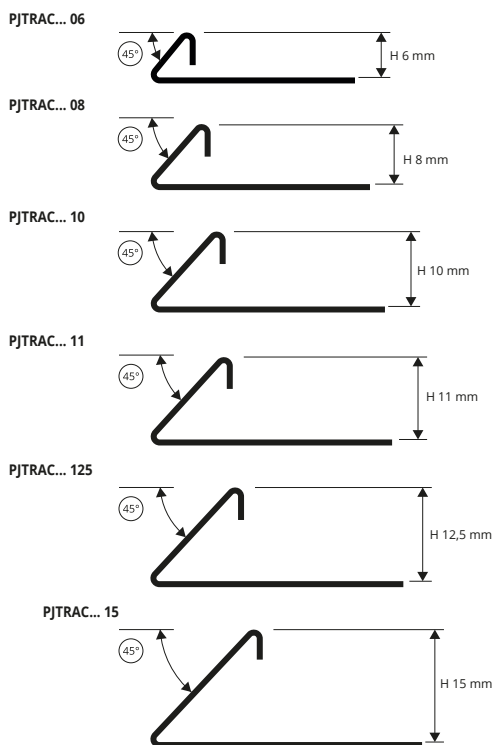
© 2020 All rights reserved by Progress Profiles. Printed in Italy

\* = Production on demand with minimum quantity of 800 pcs. Production delay 4/5 weeks. Price to be agreed

# PROJOLLY TRIANGLE

POLISHED, SUPER POLISHED AND BRUSHED STAINLESS STEEL AISI 304/1.4301-V2A

**PROJOLLY TRIANGLE** is a triangle-shaped bead profile polished, super polished and brushed stainless steel AISI 304/1.4301-V2A that can be applied on external corners of coverings. It can be used to close the perimeter of coverings and like a connection profile between step tread and riser of stairs coated with ceramic or natural stone tiles. Its particular section, the availability in three different finishes and special pieces such as internal and external corners, end caps and joints make **PROJOLLY TRIANGLE** a much sought-after profile that allows a workmanlike application even in environments subject to high mechanical stresses.



**POLISHED STAINLESS STEEL AISI 304/1.4301-V2A with protective film**  
bar length 2,7 lm - pack. 20 Pcs - 54 lm - 8/10 mm

| Article    | H mm | €/lm  | €/Pc  |
|------------|------|-------|-------|
| PJTRAC 06  | 6    | 9,58  | 25,87 |
| PJTRAC 08  | 8    | 10,07 | 27,19 |
| PJTRAC 10  | 10   | 10,57 | 28,54 |
| PJTRAC 11  | 11   | 10,88 | 29,38 |
| PJTRAC 125 | 12,5 | 11,32 | 30,56 |
| PJTRAC 15  | 15   | 11,82 | 31,91 |

**BRUSHED STAINLESS STEEL AISI 304/1.4301-V2A**  
bar length 2,7 lm - pack. 20 Pcs - 54 lm - 8/10 mm

| Article     | H mm | €/lm  | €/Pc  |
|-------------|------|-------|-------|
| PJTRACS 06  | 6    | 11,08 | 29,92 |
| PJTRACS 08  | 8    | 11,69 | 31,56 |
| PJTRACS 10  | 10   | 12,18 | 32,89 |
| PJTRACS 11  | 11   | 12,56 | 33,91 |
| PJTRACS 125 | 12,5 | 13,06 | 35,26 |
| PJTRACS 15  | 15   | 13,68 | 36,94 |

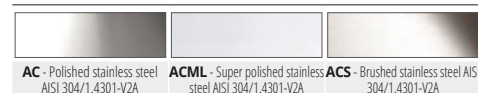
**SUPER POLISHED STAINLESS STEEL AISI 304/1.4301-V2A thermo packed**

bar length 2,7 lm - pack. 20 Pcs - 54 lm - 8/10 mm

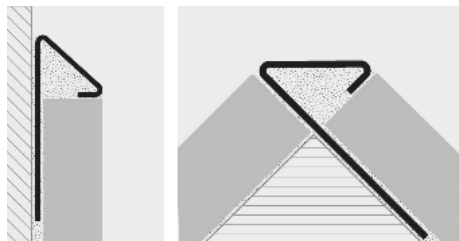
| Article      | H mm | €/lm  | €/Pc  |
|--------------|------|-------|-------|
| PJTRACML 06  | 6    | 12,94 | 34,94 |
| PJTRACML 08  | 8    | 13,62 | 36,77 |
| PJTRACML 10  | 10   | 14,31 | 38,64 |
| PJTRACML 11  | 11   | 14,74 | 39,80 |
| PJTRACML 125 | 12,5 | 15,30 | 41,31 |
| PJTRACML 15  | 15   | 15,99 | 43,17 |



**COLOURS**



**EXAMPLES AND INSTRUCTIONS FOR LAYING METHODS**



1. Choose "PROJOLLY TRIANGLE" according to the tile thickness and desired finish.
2. Cut "PROJOLLY TRIANGLE" to the desired length and apply the adhesive on the support where the profile will be laid.
3. Press the anchoring flange of "PROJOLLY TRIANGLE" into the adhesive.
4. Lay the tiles, aligning them with the profile leaving a 2 mm joint. Remove immediately all remains of adhesive from the surface of the profile.
5. Fill the joints between the profile and the tiles with grout, in order to avoid water stagnation. Remove immediately all the remains of grout from the surface of the profile.

## CAPSULES, END CAPS, THREE-WAYS JOINTS and JOINTS

POLISHED, SUPER POLISHED AND BRUSHED STAINLESS STEEL AISI 304/1.4301-V2A / PLASTIC

**EXTERNAL / INTERNAL / THREE-WAYS CAPSULES and END CAPS - POLISHED STAINLESS STEEL**

| Article          | H mm                | €/Pack. 10 pcs | €/Pack. 2 pcs |
|------------------|---------------------|----------------|---------------|
| CPJTRAC .../...  | 06-08-10-11-12,5-15 | 147,58         | 31,02         |
| IPJTRAC .../...  | 06-08-10-11-12,5-15 | 147,58         | 31,02         |
| CTPJTRAC .../... | 06-08-10-11-12,5-15 | 191,96         | 40,32         |
| TPJTRAC .../...  | 06-08-10-11-12,5-15 | 45,78          | 9,80          |

Choose the desired packaging: E.g.: CPJTRAC.../10 (Pack. 10 Pcs)  
CPJTRAC.../2 (Pack. 2 Pcs)

**ARTICLES NOT FOR SALE SINGLY**

**EXTERNAL / INTERNAL / THREE-WAYS CAPSULES and END CAPS - SUPER POLISHED STAINLESS STEEL**

| Article            | H mm                | €/Pack. 10 pcs | €/Pack. 2 pcs |
|--------------------|---------------------|----------------|---------------|
| CPJTRACML .../...  | 06-08-10-11-12,5-15 | 184,73         | 38,85         |
| IPJTRACML .../...  | 06-08-10-11-12,5-15 | 184,73         | 38,85         |
| CTPJTRACML .../... | 06-08-10-11-12,5-15 | 240,26         | 50,46         |
| TPJTRACML .../...  | 06-08-10-11-12,5-15 | 58,83          | 12,41         |

Choose the desired packaging: E.g.: CPJTRACML.../10 (Pack. 10 Pcs)  
CPJTRACML.../2 (Pack. 2 Pcs)

**ARTICLES NOT FOR SALE SINGLY**

**EXTERNAL / INTERNAL / THREE-WAYS CAPSULES and CAPS - BRUSHED STAINLESS STEEL**

| Article           | H mm                | €/Pack. 10 pcs | €/Pack. 2 pcs |
|-------------------|---------------------|----------------|---------------|
| CPJTRACS .../...  | 06-08-10-11-12,5-15 | 168,50         | 35,40         |
| IPJTRACS .../...  | 06-08-10-11-12,5-15 | 168,50         | 35,40         |
| CTPJTRACS .../... | 06-08-10-11-12,5-15 | 219,35         | 46,07         |
| TPJTRACS .../...  | 06-08-10-11-12,5-15 | 52,24          | 11,10         |

Choose the desired packaging: E.g.: CPJTRACS.../10 (Pack. 10 Pcs)  
CPJTRACS.../2 (Pack. 2 Pcs)

**ARTICLES NOT FOR SALE SINGLY**

**JOINTS - PLASTIC**

| Article        | H mm                | €/Pack. 10 pcs | €/Pack. 2 pcs |
|----------------|---------------------|----------------|---------------|
| GIJTRA .../... | 06-08-10-11-12,5-15 | 26,08          | 5,60          |

Choose the desired packaging: E.g.: GIJTRA.../10 (Pack. 10 Pcs)  
GIJTRA.../2 (Pack. 2 Pcs)

**ARTICLES NOT FOR SALE SINGLY**

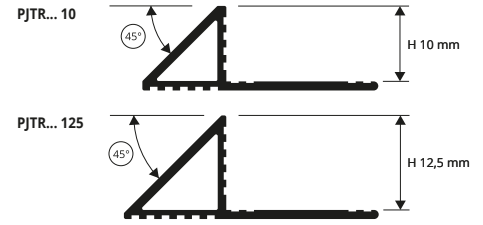




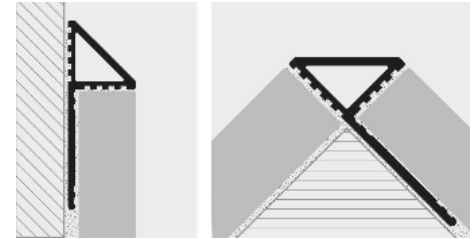
**PROJOLLY TRIANGLE** is a triangle-shaped bead profile in brass that can be applied on external corners of coverings. It can be used to close the perimeter of coverings and like a connection profile between step tread and riser of stairs coated with ceramic or natural stone tiles. Its particular section, the availability in different finishes make **PROJOLLY TRIANGLE** a much sought-after profile that allows an elegant workmanlike application.

# PROJOLLY TRIANGLE

NATURAL, POLISHED VARNISHED, CHROMED AND ANTIQUE BRASS



### EXAMPLES AND INSTRUCTIONS FOR LAYING METHODS



1. Choose "PROJOLLY TRIANGLE" according to the tile thickness and desired finish.
2. Cut "PROJOLLY TRIANGLE" to the desired length and apply the adhesive on the support where the profile will be laid.
3. Press the anchoring flange of "PROJOLLY TRIANGLE" into the adhesive.
4. Lay the tiles, aligning them with the profile leaving a 2 mm joint. Remove immediately all remains of adhesive from the surface of the profile.
5. Fill the joints between the profile and the tiles with grout, in order to avoid water stagnation. Remove immediately all the remains of grout from the surface of the profile.

**NATURAL BRASS thermo packed**  
bar length 2,7 lm - pack. 20 Pcs - 54 lm

| Article    | H mm | €/lm  | €/Pc  |
|------------|------|-------|-------|
| PJTRON 10  | 10   | 22,28 | 60,16 |
| PJTRON 125 | 12,5 | 24,48 | 66,10 |

**POLISHED VARNISHED BRASS thermo packed**  
bar length 2,7 lm - pack. 20 Pcs - 54 lm

| Article    | H mm | €/lm  | €/Pc  |
|------------|------|-------|-------|
| PJTROL 10  | 10   | 26,92 | 72,68 |
| PJTROL 125 | 12,5 | 29,62 | 79,97 |

**SUPER POLISHED CHROMED BRASS**  
thermo packed bar length 2,7 lm - pack. 20 Pcs - 54 lm



| Article    | H mm | €/lm  | €/Pc  |
|------------|------|-------|-------|
| PJTROC 10  | 10   | 31,54 | 85,16 |
| PJTROC 125 | 12,5 | 34,24 | 92,45 |

**ANTIQUÉ BRASS thermo packed**  
bar length 2,7 lm - pack. 20 Pcs - 54 lm

| Article    | H mm | €/lm  | €/Pc   |
|------------|------|-------|--------|
| PJTROB 10  | 10   | 39,73 | 107,27 |
| PJTROB 125 | 12,5 | 42,68 | 115,24 |

### COLOURS



© 2020 All rights reserved by Progress Profiles. Printed in Italy

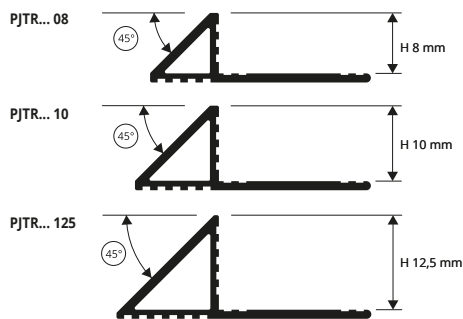




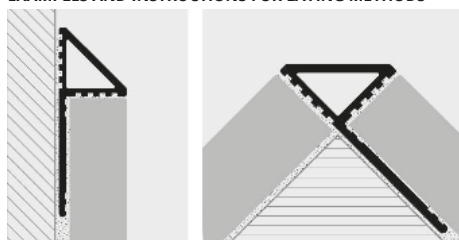
# PROJOLLY TRIANGLE

ANODIZED, POLISHED AND BRUSHED ALUMINIUM

**PROJOLLY TRIANGLE** is a triangle-shaped bead profile in anodized, polished and brushed aluminium that can be applied on external corners of coverings. It can be used to close the perimeter of coverings and like a connection profile between step tread and riser of stairs coated with ceramic or natural stone tiles. Its particular section, the availability in seven different finishes and special pieces such as internal and external corners, end caps and joints make **PROJOLLY TRIANGLE** a much sought-after profile that allows an elegant workmanlike application.



### EXAMPLES AND INSTRUCTIONS FOR LAYING METHODS



1. Choose "PROJOLLY TRIANGLE" according to the tile thickness and desired finish.
2. Cut "PROJOLLY TRIANGLE" to the desired length and apply the adhesive on the support where the profile will be laid.
3. Press the anchoring flange of "PROJOLLY TRIANGLE" into the adhesive.
4. Lay the tiles, aligning them with the profile leaving a 2 mm joint. Remove immediately all remains of adhesive from the surface of the profile.
5. Fill the joints between the profile and the tiles with grout, in order to avoid water stagnation. Remove immediately all the remains of grout from the surface of the profile.

**ANODIZED ALUMINIUM** (silver - titanium - gold) thermo packed  
bar length 2,7 lm - pack. 40 Pcs - 108 lm

| Article    | H mm | €/lm | €/Pc  |
|------------|------|------|-------|
| PJTRAA 08  | 8    | 5,55 | 14,99 |
| PJTRAA 10  | 10   | 6,08 | 16,42 |
| PJTRAA 125 | 12,5 | 6,86 | 18,52 |
| PJTRAT 08  | 8    | 6,01 | 16,23 |
| PJTRAT 10  | 10   | 6,66 | 17,98 |
| PJTRAT 125 | 12,5 | 7,32 | 19,76 |
| PJTRAO 08  | 8    | 5,68 | 15,34 |
| PJTRAO 10  | 10   | 6,26 | 16,90 |
| PJTRAO 125 | 12,5 | 6,99 | 18,87 |

**POLISHED ALUMINIUM** (chrome - titanium - gold) thermo packed  
bar length 2,7 lm - pack. 40 Pcs - 108 lm

| Article    | H mm | €/lm  | €/Pc  |
|------------|------|-------|-------|
| PJTRBC 08  | 8    | 9,32  | 25,16 |
| PJTRBC 10  | 10   | 9,80  | 26,46 |
| PJTRBC 125 | 12,5 | 11,10 | 29,97 |
| PJTRBT 08  | 8    | 9,32  | 25,16 |
| PJTRBT 10  | 10   | 9,80  | 26,46 |
| PJTRBT 125 | 12,5 | 11,10 | 29,97 |
| PJTRBO 08  | 8    | 9,32  | 25,16 |
| PJTRBO 10  | 10   | 9,80  | 26,46 |
| PJTRBO 125 | 12,5 | 11,10 | 29,97 |

**BRUSHED POLISHED ALUMINIUM** (silver - gold) thermo packed  
bar length 2,7 lm - pack. 40 Pcs - 108 lm

| Article     | H mm | €/lm  | €/Pc  |
|-------------|------|-------|-------|
| PJTRBS 08   | 8    | 10,06 | 27,16 |
| PJTRBS 10   | 10   | 10,84 | 29,27 |
| PJTRBS 125  | 12,5 | 12,27 | 33,13 |
| PJTRBOS 08  | 8    | 10,06 | 27,16 |
| PJTRBOS 10  | 10   | 10,84 | 29,27 |
| PJTRBOS 125 | 12,5 | 12,27 | 33,13 |

ON DEMAND MAY BE REALISED IN OTHER FINISHES OF THE COLOUR CHART.

CONTACT OUR CUSTOMER SERVICE FOR MINIMAL QUANTITY, TIMING AND PRICE.

### COLOURS

| ANODIZED                   |                              |                          | POLISHED                   |                              |                          | BRUSHED POLISHED               |                               |
|----------------------------|------------------------------|--------------------------|----------------------------|------------------------------|--------------------------|--------------------------------|-------------------------------|
| AA - Anodized silver alum. | AT - Anodized titanium alum. | AO - Anodized gold alum. | BC - Polished chrome alum. | BT - Polished titanium alum. | BO - Polished gold alum. | BS - Brushed pol. silver alum. | BOS - Brushed pol. gold alum. |

## CAPSULES, END CAPS, THREE-WAYS JOINTS and JOINTS

\* Capsules & end caps of the on demand profiles are also on demand

ANODIZED, POLISHED, BRUSHED POLISHED ALUMINIUM

### CAPSULES, END CAPS, THREE-WAYS - ANODIZED ALUMINIUM

| Article         | H mm      | €/Pack 10 Pcs | €/Pack 2 Pcs |
|-----------------|-----------|---------------|--------------|
| CPJTRAA .../... | 08/10/125 | 94,08         | 20,70        |
| IPJTRAA .../... | 08/10/125 | 94,08         | 20,70        |
| TPJTRAA .../... | 08/10/125 | 45,78         | 9,80         |
| CPJTRAT .../... | 08/10/125 | 94,08         | 20,70        |
| IPJTRAT .../... | 08/10/125 | 94,08         | 20,70        |
| TPJTRAT .../... | 08/10/125 | 45,78         | 9,80         |
| CPJTRAO .../... | 08/10/125 | 94,08         | 20,70        |
| IPJTRAO .../... | 08/10/125 | 94,08         | 20,70        |
| TPJTRAO .../... | 08/10/125 | 45,78         | 9,80         |

Choose the desired pack. & height  
Ex: 4,5 mm capsule in 10 Pcs Pack - CPJTRAA 10/10

### CAPSULES, END CAPS, THREE-WAYS - POLISHED ALUM.

| Article         | H mm      | €/Pack 10 Pcs | €/Pack 2 Pcs |
|-----------------|-----------|---------------|--------------|
| CPJTRBC .../... | 08/10/125 | 107,77        | 23,69        |
| IPJTRBC .../... | 08/10/125 | 107,77        | 23,69        |
| TPJTRBC .../... | 08/10/125 | 52,24         | 11,10        |
| CPJTRBT .../... | 08/10/125 | 107,77        | 23,69        |
| IPJTRBT .../... | 08/10/125 | 107,77        | 23,69        |
| TPJTRBT .../... | 08/10/125 | 52,24         | 11,10        |
| CPJTRBO .../... | 08/10/125 | 107,77        | 23,69        |
| IPJTRBO .../... | 08/10/125 | 107,77        | 23,69        |
| TPJTRBO .../... | 08/10/125 | 52,24         | 11,10        |

Choose the desired pack. & height  
Ex: 4,5 mm capsule in 10 Pcs Pack - CPJTRBC 10/10

### CAPSULES, END CAPS, THREE-WAYS - BRUSHED POLISHED ALUM.

| Article          | H mm      | €/Pack 10 Pcs | €/Pack 2 Pcs |
|------------------|-----------|---------------|--------------|
| CPJTRBS .../...  | 08/10/125 | 122,73        | 27,00        |
| IPJTRBS .../...  | 08/10/125 | 122,73        | 27,00        |
| TPJTRBS .../...  | 08/10/125 | 58,83         | 12,41        |
| CPJTRBOS .../... | 08/10/125 | 122,73        | 27,00        |
| IPJTRBOS .../... | 08/10/125 | 122,73        | 27,00        |
| TPJTRBOS .../... | 08/10/125 | 58,83         | 12,41        |

Choose the desired pack. & height  
Ex: 4,5 mm capsule in 10 Pcs Pack - CPJTRBS 10/10

### JOINTS - PLASTIC

| Article       | H mm      | €/Pack 10 Pcs | €/Pack 2 Pcs |
|---------------|-----------|---------------|--------------|
| GJTRA .../... | 08/10/125 | 27,38         | 5,89         |

Choose the desired pack. & height  
Ex: 10 mm joint in 10 Pcs Pack - GJTRA 10/10



\* = Production on demand with minimum quantity of 100 pcs. Production delay 4/5 weeks. Price to be agreed

**PROJOLLY ANGLE 135** is a polished and satin stainless steel profile that can be used as protection for the 135° corners of coverings. Its particular section, the availability in two different finishes make **PROJOLLY ANGLE 135** a much sought-after profile that allows an elegant workmanlike application.

# PROJOLLY ANGLE 135

POLISHED AND BRUSHED STAINLESS STEEL AISI 304/1.4301-V2A



**POLISHED STAINLESS STEEL AISI 304/1.4301-V2A with protective film**  
bar length 2,7 lm - pack. 20 Pcs - 54 lm - 10/10 mm

| Article       | H mm | €/lm  | €/Pc  |
|---------------|------|-------|-------|
| PJTR135AC 08  | 8    | 15,63 | 42,20 |
| PJTR135AC 10  | 10   | 16,24 | 43,85 |
| PJTR135AC 11  | 11   | 16,60 | 44,82 |
| PJTR135AC 125 | 12,5 | 17,02 | 45,95 |

**BRUSHED STAINLESS STEEL AISI 304/1.4301-V2A with protective film**  
bar length 2,7 lm - pack. 20 Pcs - 54 lm - 10/10 mm

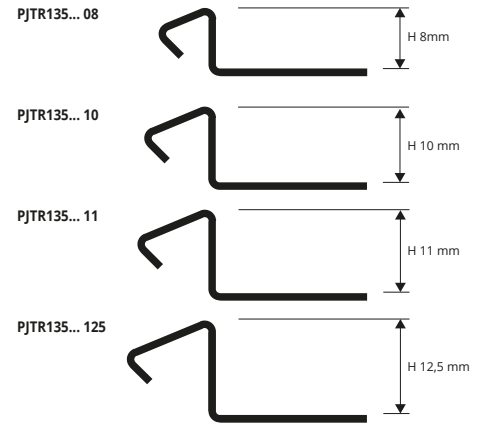
| Article        | H mm | €/lm  | €/Pc  |
|----------------|------|-------|-------|
| PJTR135ACS 08  | 8    | 18,47 | 49,87 |
| PJTR135ACS 10  | 10   | 19,08 | 51,52 |
| PJTR135ACS 11  | 11   | 19,56 | 52,81 |
| PJTR135ACS 125 | 12,5 | 19,92 | 53,78 |

**COLOURS**

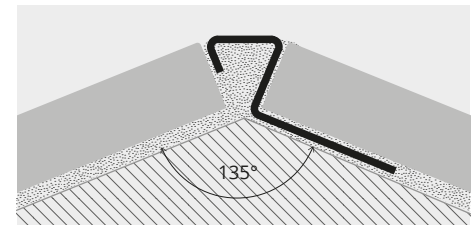


**AC** - Polished stainless steel AISI 304/1.4301-V2A  
**ACS** - Brushed stainless steel AISI 304/1.4301-V2A

SUITABLE FOR USE IN CONTACT WITH FOODSTUFFS



**EXAMPLES AND INSTRUCTIONS FOR LAYING METHODS**



1. Choose "PROJOLLY ANGLE 135" according to the tile thickness and desired finish.
2. Cut "PROJOLLY ANGLE 135" to the desired length and apply the adhesive on the support where the profile will be laid.
3. Press the anchoring flange of "PROJOLLY ANGLE 135" into the adhesive.
4. Lay the tiles, aligning them with the profile leaving a 2 mm joint. Remove immediately all remains of adhesive from the surface of the profile.
5. Fill the joints between the profile and the tiles with grout, in order to avoid water stagnation. Remove immediately all the remains of grout from the surface of the profile.



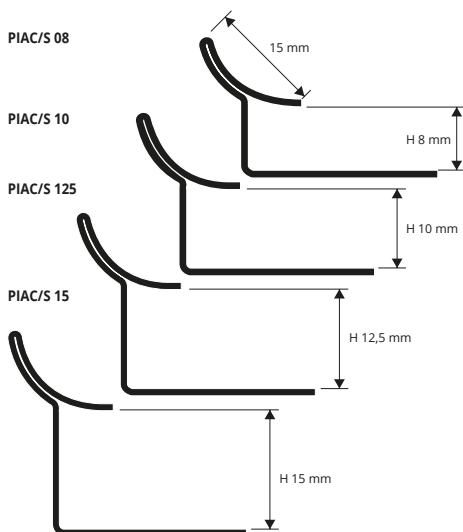
© 2020 All rights reserved by Progress Profiles. Printed in Italy



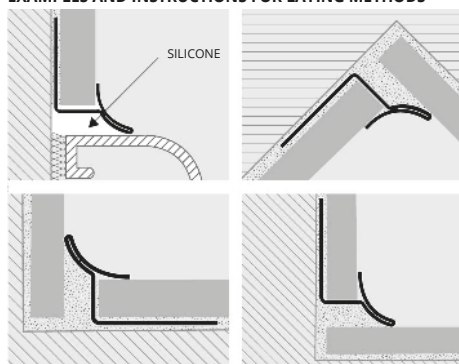
# PRINTER AC

POLISHED, SUPER POLISHED AND BRUSHED STAINLESS STEEL AISI 304/1.4301-V2A

**PRINTER AC** is a cove-shaped profile in polished, super polished and brushed stainless steel AISI 304 / 1.4301 - V2A. It is particularly suitable to ensure cleanliness and hygiene in every kind of environment where high resistance to mechanical and chemical stresses are required. Its particular section and the availability in three finishes and special pieces, such as internal and external corners, make **PRINTER AC** a much sought after profile. The profile is easy to match with the wall covering and allows a workmanlike application even in environments subject to high mechanical stresses.



### EXAMPLES AND INSTRUCTIONS FOR LAYING METHODS



1. Choose "PRINTER AC" according to the tile thickness and desired finish.
2. Cut "PRINTER AC" to the desired length and apply the adhesive on the support where the profile will be laid.
3. Press the anchoring flange of "PRINTER AC" into the adhesive.
4. Lay the tiles, aligning them with the profile leaving a 2 mm joint. Remove immediately all remains of adhesive from the surface of the profile.
5. Fill the joints between the profile and the tiles with grout, in order to avoid water stagnation. Remove immediately all the remains of grout from the surface of the profile.



POLISHED STAINLESS STEEL AISI 304/1.4301 V2A with protective film  
bar length 2,7 lm - pack. 20 Pcs - 54 lm - 10/10 mm

| Article  | H mm | €/lm  | €/Pc  |
|----------|------|-------|-------|
| PIAC 08  | 8    | 14,56 | 39,31 |
| PIAC 10  | 10   | 15,39 | 41,55 |
| PIAC 125 | 12,5 | 19,62 | 52,97 |
| PIAC 15  | 15   | 21,81 | 58,89 |

SUPER POLISHED STAINLESS STEEL AISI 304/1.4301-V2A

thermo packed  
bar length 2,7 lm - pack. 20 Pcs - 54 lm - 10/10 mm

| Article    | H mm | €/lm  | €/Pc  |
|------------|------|-------|-------|
| PIACML 08  | 8    | 18,91 | 51,06 |
| PIACML 10  | 10   | 21,79 | 58,83 |
| PIACML 125 | 12,5 | 24,53 | 66,23 |
| PIACML 15  | 15   | 27,22 | 73,49 |



### COLOURS



SUITABLE FOR USE IN CONTACT WITH FOODSTUFFS.

Corners of the on demand profiles are also on demand \*



BRUSHED STAINLESS STEEL AISI 304/1.4301 V2A with protective film  
bar length 2,7 lm - pack. 20 Pcs - 54 lm - 10/10 mm

| Article   | H mm | €/lm  | €/Pc  |
|-----------|------|-------|-------|
| PIACS 08  | 8    | 18,26 | 49,30 |
| PIACS 10  | 10   | 20,93 | 56,51 |
| PIACS 125 | 12,5 | 23,57 | 63,64 |
| PIACS 15  | 15   | 26,16 | 70,63 |

INTERNAL, EXTERNAL, THREE-WAYS PRINTER CORNER JOINTS

POLISHED STAINLESS STEEL AISI 316/1.4404-V4A - pack. 2 Pcs

| Article | Pack. 2 Pcs |
|---------|-------------|
|         |             |

INTERNAL, EXTERNAL, THREE-WAYS PRINTER CORNER JOINTS

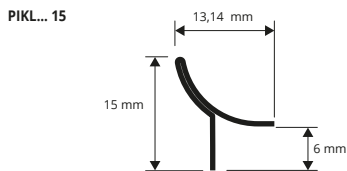
BRUSHED STAINLESS STEEL AISI 316/1.4404-V4A - pack. 2 Pcs

| Article | Pack. 2 Pcs |
|---------|-------------|
|         |             |

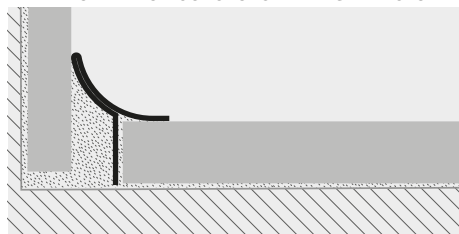
# PRINTER KL ACC

STAINLESS STEEL AISI 304/1.4301-V2A

**PRINTER KL ACC** is a cove-shaped profile in stainless steel AISI 304/1.4301-V2A. The profile allows to connect the floor and wall coverings in ceramic and mosaic also with low thickness. It is particularly suitable to ensure cleanliness and hygiene in every kind of environment where good resistance to mechanical and chemical stresses are required. Its particular section makes **PROSHELL KL ALL** a much sought after profile.



### EXAMPLES AND INSTRUCTIONS FOR LAYING METHODS



1. Choose "PRINTER KL ACC" according to the desired finish.
2. Cut "PRINTER KL ACC" to the desired length.
3. Apply the silicone along the floor-wall connection.
4. Press the arrowhead of "PRINTER KL ACC" into the silicone evenly until it is completely adherent to the floor and wall.

SUITABLE FOR USE IN CONTACT WITH FOODSTUFFS



POLISHED STAINLESS ST. AISI 304/1.4301-V2A with protective film  
bar length 2,7 lm - pack. 40 Pcs - 108 lm - 10/10mm

| Article   | H mm | €/lm  | €/Pc  |
|-----------|------|-------|-------|
| PIKLAC 15 | 15   | 12,62 | 34,07 |

BRUSHED STAINLESS ST. AISI 304/1.4301-V2A with protective film  
bar length 2,7 lm - pack. 40 Pcs - 108 lm - 8/10mm

| Article    | H mm | €/lm  | €/Pc  |
|------------|------|-------|-------|
| PIKLACS 15 | 15   | 15,94 | 43,04 |

### COLOURS



SANDED STAINLESS ST. AISI 304/1.4301-V2A with protective film  
bar length 2,7 lm - pack. 40 Pcs - 108 lm - 10/10mm

| Article     | H mm | €/lm  | €/Pc  |
|-------------|------|-------|-------|
| PIKLACSB 15 | 15   | 17,32 | 46,76 |

SUPER POLISHED ST. AISI 304/1.4301-V2A with protective film  
bar length 2,7 lm - pack. 40 Pcs - 108 lm - 10/10mm

| Article     | H mm | €/lm  | €/Pc  |
|-------------|------|-------|-------|
| PIKLACML 15 | 15   | 16,54 | 44,66 |

### AVAILABLE MINIMUM QUANTITY 100 PCS



ACSB - SPECIAL FINISH, REQUEST AVAILABILITY

\* = Production on demand with minimum quantity of 100 pcs. Production delay 4/5 weeks. Price to be agreed



**PRINTER AC 316** is a cove-shaped profile in polished, super polished and brushed stainless steel AISI 316 / 1.404 - V4A. It is particularly suitable to ensure cleanliness and hygiene in every kind of environment where high resistance to mechanical and chemical stresses are required. Its particular section and the availability in three finishes and special pieces, such as internal and external corners, make **PRINTER AC 316** a much sought after profile. The profile is easy to match with the wall covering and allows a workmanlike application even in environments subject to high mechanical stresses.

# PRINTER AC

POLISHED AND BRUSHED STAINLESS STEEL  
AISI 316/1.4401-V4A



**POLISHED STAINLESS STEEL AISI 316/1.4404-V4A**  
bar length 2,7 lm - pack. 20 Pcs - 54 lm - 10/10 mm



**BRUSHED STAINLESS STEEL AISI 316/1.4404-V4A**  
bar length 2,7 lm - pack. 20 Pcs - 54 lm - 10/10 mm



| Article   | H mm | €/lm  | €/Pc  |
|-----------|------|-------|-------|
| PIACM 08  | 8    | 18,93 | 51,11 |
| PIACM 10  | 10   | 20,02 | 54,05 |
| PIACM 125 | 12,5 | 25,52 | 68,90 |
| PIACM 15  | 15   | 28,35 | 76,55 |

| Article    | H mm | €/lm  | €/Pc  |
|------------|------|-------|-------|
| PIACMS 08  | 8    | 23,74 | 64,10 |
| PIACMS 10  | 10   | 27,21 | 73,47 |
| PIACMS 125 | 12,5 | 28,22 | 76,19 |
| PIACMS 15  | 15   | 34,00 | 91,80 |

### COLOURS

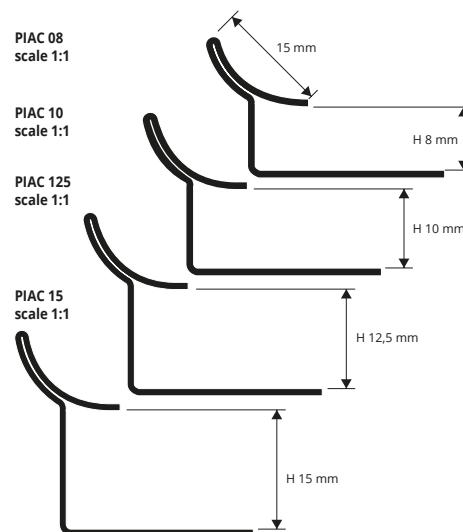


**ACM** - Polished stainless steel  
AISI 316/1.4404-V4A

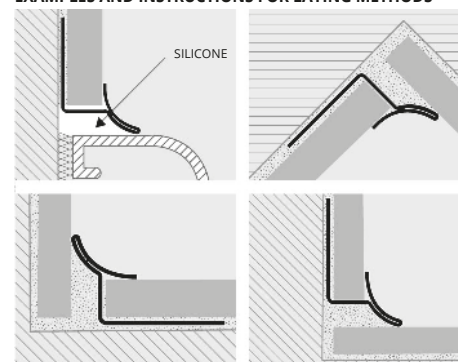
**ACMS** - Brushed stainless steel  
AISI 316/1.4404-V4A

SUITABLE FOR USE IN CONTACT WITH FOODSTUFFS.

Corners of the on demand profiles are also on demand \*



### EXAMPLES AND INSTRUCTIONS FOR LAYING METHODS



1. Choose "PRINTERAC316" according to the tile thickness and desired finish.
2. Cut "PRINTER AC 316" to the desired length and apply the adhesive on the support where the profile will be laid.
3. Press the anchoring flange of "PRINTER AC 316" into the adhesive.
4. Lay the tiles, aligning them with the profile leaving a 2 mm joint. Remove immediately all remains of adhesive from the surface of the profile.
5. Fill the joints between the profile and the tiles with grout, in order to avoid water stagnation. Remove immediately all the remains of grout from the surface of the profile.

**PRINTER KL ACC 316** is a cove-shaped profile in stainless steel AISI 316/1.4404-V4A. The profile allows to connect the floor and wall coverings in ceramic and mosaic also with low thickness. It is particularly suitable to ensure cleanliness and hygiene in every kind of environment where good resistance to mechanical and chemical stresses are required. Its particular section makes **PROSHELL KL ALL 316** a much sought after profile.

# PRINTER KL ACC

STAINLESS STEEL AISI 316/1.4401-V4A



**POLISHED STAINLESS STEEL AISI 316/1.4404-V4A**  
bar length 2,7 lm - pack. 20 Pcs - 54 lm - 10/10 mm



**BRUSHED STAINLESS STEEL AISI 316/1.4404-V4A**  
bar length 2,7 lm - pack. 20 Pcs - 54 lm - 10/10 mm



| Article    | H mm | €/lm  | €/Pc  |
|------------|------|-------|-------|
| PIKLACM 15 | 15   | 16,40 | 44,28 |

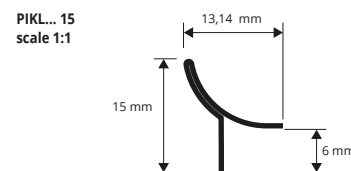
| Article     | H mm | €/lm  | €/Pc  |
|-------------|------|-------|-------|
| PIKLACMS 15 | 15   | 20,72 | 55,94 |

### COLOURS

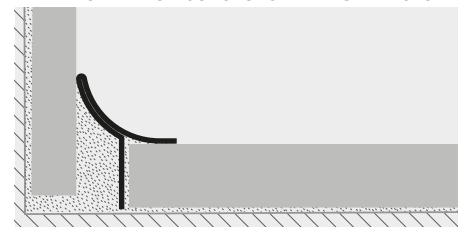


**ACM** - Polished stainless steel  
AISI 316/1.4404-V4A

**ACMS** - Brushed stainless steel  
AISI 316/1.4404-V4A



### EXAMPLES AND INSTRUCTIONS FOR LAYING METHODS



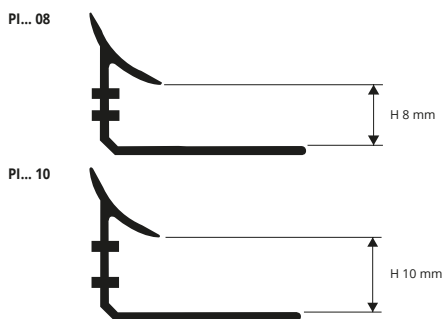
1. Choose "PRINTER KL ACC 316" according to the desired finish.
2. Cut "PRINTER KL ACC 316" to the desired length.
3. Apply the silicone along the floor-wall connection.
4. Press the arrowhead of "PRINTER KL ACC 316" into the silicone evenly until it is completely adherent to the floor and wall.

SUITABLE FOR USE IN CONTACT WITH FOODSTUFFS

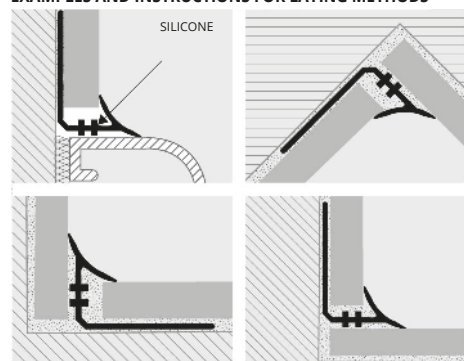
# PROINTER AL

ANODIZED AND POLISHED ALUMINIUM

**PROINTER AL** is a cove-shaped profile in anodized and polished aluminium. It is particularly suitable to ensure cleanliness and hygiene is suitable in indoors environment where good resistance to mechanical and chemical stresses are required. Its particular section and the availability in four finishes and special pieces, such as internal and external corners, make **PROINTER AL** a much sought after profile. The profile is easy to match with the wall covering and allows a workmanlike application.



### EXAMPLES AND INSTRUCTIONS FOR LAYING METHODS



1. Choose "PROINTER AL" according to the tile thickness and desired finish.
2. Cut "PROINTER AL" to the desired length and apply the adhesive on the support where the profile will be laid.
3. Press the anchoring flange of "PROINTER AL" into the adhesive.
4. Lay the tiles, aligning them with the profile leaving a 2 mm joint.
5. Fill the joints between the profile and the tiles with grout, in order to avoid water stagnation. Remove immediately all the remains of grout from the surface of the profile.



**ANODIZED GOLD OR SILVER ALUMINIUM thermo packed**  
bar length 2,7 lm - pack. 40 Pcs - 108 lm

| Article | H mm | €/lm | €/Pc    |
|---------|------|------|---------|
| PIAA 08 | 8    | 6,97 | 18,82   |
| PIAA 10 | 10   | 7,44 | 20,09   |
| PIAO 08 | 8    | 6,97 | 18,82 * |
| PIAO 10 | 10   | 7,44 | 20,09 * |

**INTERNAL, EXTERNAL, THREE-WAYS PROINTER CORNER JOINTS**  
ANODIZED GOLD (AO) or SILVER ALUMINIUM (AA) - pack. 2 Pcs

| Article    | Pack. 2 Pcs |
|------------|-------------|
| REPI.../2  | 27,90       |
| RIPi.../2  | 29,16       |
| RITPI.../2 | 27,90       |

Corners of the on demand profiles are also on demand \*

### COLOURS




**POLISHED GOLD OR CHROMED ALUMINIUM thermo packed**  
bar length 2,7 lm - pack. 40 Pcs - 108 lm

| Article | H mm | €/lm  | €/Pc    |
|---------|------|-------|---------|
| PIBC 08 | 8    | 10,73 | 28,97   |
| PIBC 10 | 10   | 12,56 | 33,91   |
| PIBO 08 | 8    | 10,73 | 28,97 * |
| PIBO 10 | 10   | 12,56 | 33,91 * |

**INTERNAL, EXTERNAL, THREE-WAYS PROINTER CORNER JOINTS**  
POLISHED GOLD (BO) or CHROMED ALUMINIUM (BC) - pack. 2 Pcs

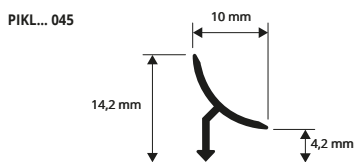
| Article    | Pack. 2 Pcs |
|------------|-------------|
| REPI.../2  | 33,59       |
| RIPi.../2  | 34,86       |
| RITPI.../2 | 33,59       |




# PROINTER KL ALL

POLISHED AND CHROMED BRASS AND ANODIZED AND POLISHED ALUMINIUM

**PROSHELL KL ALL** is a cove-shaped profile in polished and chromed brass and anodized and polished aluminium. The profile allows to connect the floor and wall coverings in ceramic and mosaic also with low thickness. It is particularly suitable to ensure cleanliness and hygiene in every kind of environment where good resistance to mechanical and chemical stresses are required. Its particular section and availability in five different finishes, make **PROSHELL KL ALL** a much sought after profile.



### EXAMPLES AND INSTRUCTIONS FOR LAYING METHODS



1. Choose "PROINTER KL ALL" according to the desired finish.
2. Cut "PROINTER KL ALL" to the desired length.
3. Apply the silicone along the floor-wall connection.
4. Press the arrowhead of "PROINTER KL ALL" into the silicone evenly until it is completely adherent to the floor and wall.



**POLISHED / CHROMED BRASS thermo packed**  
bar length 2,7 lm - pack. 40 Pcs - 108 lm

| Article    | H mm | €/lm  | €/Pc    |
|------------|------|-------|---------|
| PIKL0L 045 | 4,5  | 15,24 | 41,15   |
| PIKLOC 045 | 4,5  | 23,82 | 64,31 * |

**CAPS - VARNISHED PLASTIC**

| Article       | Pack. 2 Pcs | Pack. 10 Pcs |
|---------------|-------------|--------------|
| TPIKL .../... | 3,28        | 16,33        |

### COLOURS



**POLISHED CHROME ALUMINIUM / GOLD thermo packed**  
bar length 2,7 lm - pack. 40 Pcs - 108 lm

| Article    | H mm | €/lm | €/Pc  |
|------------|------|------|-------|
| PIKLBC 045 | 4,5  | 8,44 | 22,79 |
| PIKLBO 045 | 4,5  | 8,44 | 22,79 |

**ANODIZED SILVER ALUMINIUM thermo packed**  
bar length 2,7 lm - pack. 40 Pcs - 108 lm

| Article    | H mm | €/lm | €/Pc  |
|------------|------|------|-------|
| PIKLAA 045 | 4,5  | 5,91 | 15,96 |

**CAPS - VARNISHED PLASTIC**

| Article         | Pack. 2 Pcs | Pack. 10 Pcs |
|-----------------|-------------|--------------|
| TPTPIKL .../... | 3,28        | 16,33        |

### COLOURS



Corners of the on demand profiles are also on demand \*

\* = Production on demand with minimum quantity of 100 pcs. Production delay 4/5 weeks. Price to be agreed

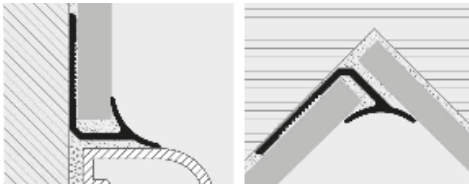
**PROINTER** is a cove-shaped profile in shockproof non-toxic colored vinyl resin. It is particularly suitable to ensure cleanliness and hygiene in public and industrial environments. Its particular section and the availability in twelve colours and special pieces, such as internal and external corners, make **PROINTER** a much sought after profile. It can be easily matched with the wall covering and allows an elegant workmanlike application.

# PROINTER

SHOCKPROOF NON - TOXIC COLORED VINYL RESIN



EXAMPLES AND INSTRUCTIONS FOR LAYING METHODS



1. Choose "PROINTER" according to the tile thickness and desired colour. 2. Cut "PROINTER" to the desired length and apply the adhesive on the support where the profile will be laid. 3. Press the anchoring flange of "PROINTER" into the adhesive. 4. Lay the tiles, aligning them with the profile leaving a 2 mm joint. 5. Fill the joints between the profile and the tiles with grout, in order to avoid water stagnation.

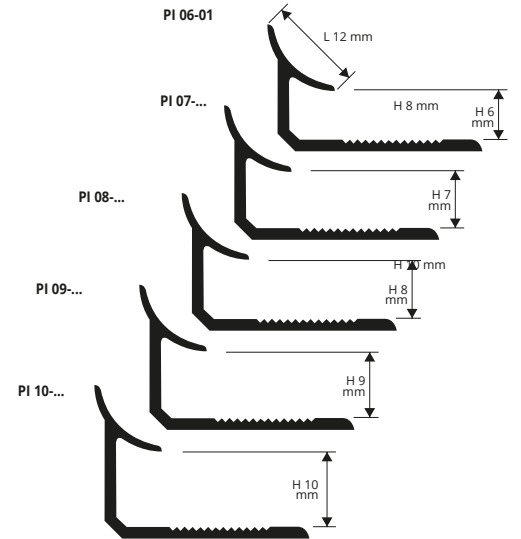
### NON-TOXIC SHOCKPROOF VINYL RESIN

bar length 2,7 lm - pack. 20 Pcs - 54 lm (white 108 lm)

| Article   | H mm | €/lm | €/Pc |
|-----------|------|------|------|
| PI 06-01  | 6    | 1,41 | 3,81 |
| PI 07-01  | 7    | 1,51 | 4,08 |
| PI 08-... | 8    | 1,62 | 4,37 |
| PI 09-01  | 9    | 1,72 | 4,64 |
| PI 10-... | 10   | 1,84 | 4,97 |

H 6 mm available in white. Other colours on demand.  
Available on demand in the colours 01-02-03-05-06-10-11-12-15-17-18-0106 (04-07-08-09-13-14-19-20-21-22-23-24-25-26-27-28-29 with a minimum quantity order of 800 pcs.  
The code of the selected colour must be added to the article code.  
E.g.: PI 06-... (chosen colour white) PI 06-01.

WHITE NOT FOR SALE SINGLY



PI 07-... E PI 09-...  
PRODUCTION ON DEMAND  
MINIMUM QUANTITY 800 PCS BY COLOUR AND HEIGHT  
(PRODUCTION DELAY 4/5 WEEKS)

### COLOURS

|                 |                    |                   |                  |
|-----------------|--------------------|-------------------|------------------|
| 01 - White      | 0106 - White ivory | 02 - Light grey   | 03 - Cement gray |
| 05 - Dark beige | 06 - Ivory         | 10 - Red          | 11 - Black       |
| 12 - Silver     | 15 - Brown         | 17 - Bahama beige | 18 - Grey        |

### AVAILABLE MINIMUM QUANTITY 800 PCS by colour and height (Price to be agreed. Production delay 4/5 weeks)

|                  |                  |                |                        |                    |
|------------------|------------------|----------------|------------------------|--------------------|
| 04 - Light beige | 07 - Pink        | 19 - Beige     | 20 - Dark ivory        | 21 - Light pink    |
| 08 - Sky blue    | 09 - Yellow      | 22 - Dark pink | 23 - Dark antique pink | 24 - Dark sky blue |
| 13 - Gold        | 14 - Green       | 25 - Brick red | 26 - Turquoise green   | 27 - Dark green    |
| 16 - Blue        | 28 - Hazel brown | 29 - Dak brown |                        |                    |

© 2023 All rights reserved by Progress Profiles. Printed in Italy

### COLOURS

### INTERNAL, EXTERNAL, THREE-WAYS PROINTER CORNER JOINTS

VARNISHED PLASTIC (Vinyl Resin) - pack. 10 Pcs

| Article       | €/Pack. |
|---------------|---------|
| REPI .../...  | 52,35   |
| RIFI .../...  | 52,35   |
| RITPI .../... | 52,35   |

Available in the colours: 01-02-03-05-06-10-11-12-15-17-18-0106.  
Available on demand 04-07-08-09-13-14-19-20-21-22-23-24-25-26-27-28-29.  
The code of the selected colour must be added to the article code.  
E.g.: RIFI... (Chosen colour Ivory 06) RIFI 06.  
PLEASE CHOOSE THE DESIRED COLOUR CODE FROM OUR COLOUR CHART. SPECIFICATION OF THE HEIGHT IS NOT REQUIRED.

### COLOURS

|            |                    |                 |                  |                   |            |
|------------|--------------------|-----------------|------------------|-------------------|------------|
| 01 - White | 0106 - White ivory | 02 - Light grey | 03 - Cement gray | 05 - Dark beige   | 06 - Ivory |
| 10 - Red   | 11 - Black         | 12 - Silver     | 15 - Brown       | 17 - Bahama beige | 18 - Grey  |

Corners of the on demand profiles are also on demand \*

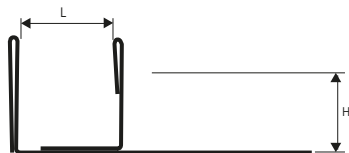




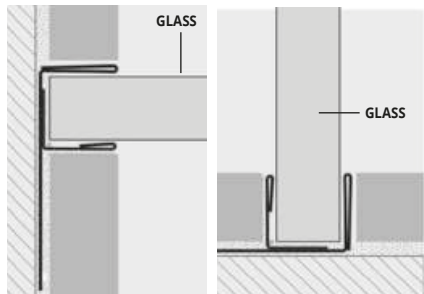
# PROLISTEL CHANNEL

STAINLESS STEEL AISI 304/1.4301-V2A

PLTCH... 08 - 10 - 11 - 12,5



## EXAMPLES AND INSTRUCTIONS FOR LAYING METHODS



1. Choose "PROLISTEL CHANNEL" according to the visible surface and desired finish. 2. Cut "PROLISTEL CHANNEL" to the desired length and apply the adhesive on the surface where the profile will be laid. 3. Press "PROLISTEL CHANNEL" into the adhesive, aligning it with the tiles leaving a 2 mm. joint. Remove immediately all remains of adhesive from the surface of the profile. 4. Fill the joint between the profile and tiles with grout in order to avoid water stagnation. Remove immediately all the remains of grout from the surface of the profile.

## COLOURS



AC - Polished stainless steel AISI 304/1.4301-V2A  
ACS - Brushed stainless steel AISI 304/1.4301-V2A

**PROLISTEL CHANNEL** is a F-shaped strip in polished an satin-finish stainless steel AISI 304/1.4301-V2A suitable to decorate the wall coverings in ceramic tiles and natural stones. Its section allows the realization of a decorative joint which can also be used as a guide for the fixing of sheets of glass on floors and walls. Its particular section and the availability in two different finishes make **PROLISTEL CHANNEL** a much sought-after profile that allows an easy workmanlike application.



**POLISHED STAINLESS STEEL AISI 304/1.4301-V2A**  
bar length 2,7 lm - pack. 1 Pc

| Article       | H mm | L mm | €/lm  | €/Pc   |
|---------------|------|------|-------|--------|
| PLTCHAC 0812  | 8    | 12   | 43,47 | 117,37 |
| PLTCHAC 1012  | 10   | 12   | 45,89 | 123,90 |
| PLTCHAC 1112  | 11   | 12   | 48,30 | 130,41 |
| PLTCHAC 12512 | 12,5 | 12   | 50,71 | 136,92 |

**POLISHED STAINLESS STEEL AISI 304/1.4301-V2A**  
bar length 2,7 lm - pack. 1 Pc

| Article       | H mm | L mm | €/lm  | €/Pc   |
|---------------|------|------|-------|--------|
| PLTCHAC 0808  | 8    | 08   | 43,47 | 117,37 |
| PLTCHAC 1008  | 10   | 08   | 45,89 | 123,90 |
| PLTCHAC 1108  | 11   | 08   | 48,30 | 130,41 |
| PLTCHAC 12508 | 12,5 | 08   | 50,71 | 136,92 |

**POLISHED STAINLESS STEEL AISI 304/1.4301-V2A**  
bar length 2,7 lm - pack. 1 Pc

| Article       | H mm | L mm | €/lm  | €/Pc   |
|---------------|------|------|-------|--------|
| PLTCHAC 0810  | 8    | 10   | 43,47 | 117,37 |
| PLTCHAC 1010  | 10   | 10   | 45,89 | 123,90 |
| PLTCHAC 1110  | 11   | 10   | 48,30 | 130,41 |
| PLTCHAC 12510 | 12,5 | 10   | 50,71 | 136,92 |



**SATIN-FINISH STAINLESS STEEL AISI 304/1.4301-V2A**  
bar length 2,7 lm - pack. 1 Pc

| Article        | H mm | L mm | €/lm  | €/Pc   |
|----------------|------|------|-------|--------|
| PLTCHACS 0812  | 8    | 12   | 47,09 | 127,14 |
| PLTCHACS 1012  | 10   | 12   | 49,51 | 133,68 |
| PLTCHACS 1112  | 11   | 12   | 51,92 | 140,18 |
| PLTCHACS 12512 | 12,5 | 12   | 54,34 | 146,72 |

**SATIN-FINISH STAINLESS STEEL AISI 304/1.4301-V2A**  
bar length 2,7 lm - pack. 1 Pc

| Article        | H mm | L mm | €/lm  | €/Pc   |
|----------------|------|------|-------|--------|
| PLTCHACS 0808  | 8    | 08   | 47,09 | 127,14 |
| PLTCHACS 1008  | 10   | 08   | 49,51 | 133,68 |
| PLTCHACS 1108  | 11   | 08   | 51,92 | 140,18 |
| PLTCHACS 12508 | 12,5 | 08   | 54,34 | 146,72 |

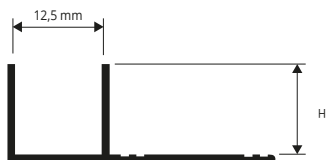
**SATIN-FINISH STAINLESS STEEL AISI 304/1.4301-V2A**  
bar length 2,7 lm - pack. 1 Pc

| Article        | H mm | L mm | €/lm  | €/Pc   |
|----------------|------|------|-------|--------|
| PLTCHACS 0810  | 8    | 10   | 47,09 | 127,14 |
| PLTCHACS 1010  | 10   | 10   | 49,51 | 133,68 |
| PLTCHACS 1110  | 11   | 10   | 51,92 | 140,18 |
| PLTCHACS 12510 | 12,5 | 10   | 54,34 | 146,72 |

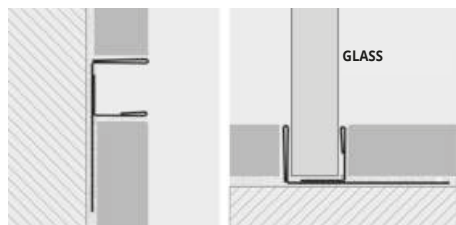
# PROLISTEL CHANNEL

ANODIZED AND POLISHED ALUMINIUM

PLTCH... 08 - 10 - 11 - 12,5



## EXAMPLES AND INSTRUCTIONS FOR LAYING METHODS



1. Scegliere "PROLISTEL CHANNEL" in funzione della superficie a vista e della finitura desiderata. 2. Tagliare "PROLISTEL CHANNEL" della lunghezza desiderata ed applicare l'adesivo sul supporto dove sarà applicato il listello. 3. Premere "PROLISTEL CHANNEL" nell'adesivo avendo cura di allinearne i bordi con la superficie del rivestimento e di lasciare una fuga di circa 2 mm. Rimuovere immediatamente residui di adesivo dalla superficie del profilo. 4. Stuccare accuratamente le fughe tra profilo e piastrella onde evitare il ristagno di eventuale acqua. Rimuovere immediatamente residui di stucco dalla superficie del profilo.

**PROLISTEL CHANNEL** is a F-shaped strip in anodized and polished aluminum suitable to decorate the wall coverings in ceramic tiles and natural stones. Its section allows the realization of a decorative joint which can also be used as a guide for the fixing of sheets of glass on floors and walls. Its particular section and the availability in two different finishes make **PROLISTEL CHANNEL** a much sought-after profile that allows an easy workmanlike application.



**ANODIZED SILVER ALUMINIUM**  
bar length 2,7 lm - pack. 40 Pcs - 108 lm

| Article     | H mm | €/lm  | €/Pc  |
|-------------|------|-------|-------|
| PLTCHAA 08  | 8    | 15,03 | 40,58 |
| PLTCHAA 10  | 10   | 16,33 | 44,09 |
| PLTCHAA 11  | 11   | 17,30 | 46,71 |
| PLTCHAA 125 | 12,5 | 18,28 | 49,36 |



**POLISHED CHROME ALUMINIUM**  
bar length 2,7 lm - pack. 40 Pcs - 108 lm

| Article     | H mm | €/lm  | €/Pc  |
|-------------|------|-------|-------|
| PLTCHBC 08  | 8    | 17,64 | 47,63 |
| PLTCHBC 10  | 10   | 18,94 | 51,14 |
| PLTCHBC 11  | 11   | 19,92 | 53,78 |
| PLTCHBC 125 | 12,5 | 20,89 | 56,40 |

## COLOURS

| ANODIZED                   | POLISHED                   |
|----------------------------|----------------------------|
| AA - Anodized silver alum. | BC - Polished chrome alum. |

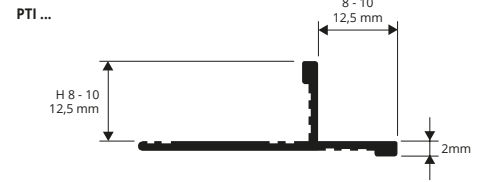
= News 2023

= Production on demand with minimum quantity of 100 pcs. Production delay 4/5 weeks. Price to be agreed

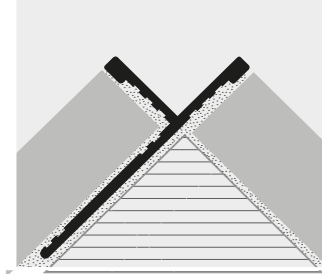
**PROTERMINAL INT** is a profile in anodized and polished aluminium that can be applied on external corners of coverings. It can be used to close the perimeter of coverings and like a connection profile between step tread and riser of stairs coated with ceramic or natural stone tiles. Its particular section and the availability in four different finishes make **PROTERMINAL INT** a much sought-after profile that allows an elegant workmanlike application.

# PROTERMINAL INT

ANODIZED AND POLISHED ALUMINIUM



### EXAMPLES AND INSTRUCTIONS FOR LAYING METHODS



1. Choose "PROTERMINAL INT" according to the tile thickness and desired finish.
2. Cut "PROTERMINAL INT" to the desired length and apply the adhesive on the support where the profile will be laid.
3. Press the anchoring flange of "PROTERMINAL INT" into the adhesive.
4. Lay the tiles, aligning them with the profile leaving a 2 mm joint.
5. Remove immediately all remains of adhesive from the surface of the profile.
5. Fill the joints between the profile and the tiles with grout, in order to avoid water stagnation. Remove immediately all the remains of grout from the surface of the profile.

**ANODIZED ALUMINIUM** (silver - titanium) thermo packed  
bar length 2,7 lm - pack. 40 Pcs - 108 lm

| Article   | H mm | €/lm  | €/Pc  |
|-----------|------|-------|-------|
| PTIAA 08  | 8    | 8,87  | 23,95 |
| PTIAA 10  | 10   | 9,41  | 25,41 |
| PTIAA 125 | 12,5 | 11,42 | 30,83 |
| PTIAT 08  | 8    | 10,10 | 27,27 |
| PTIAT 10  | 10   | 10,64 | 28,73 |
| PTIAT 125 | 12,5 | 12,79 | 34,53 |


**POLISHED ALUMINIUM** (chrome - titanium) thermo packed  
bar length 2,7 lm - pack. 40 Pcs - 108 lm

| Article   | H mm | €/lm  | €/Pc  |
|-----------|------|-------|-------|
| PTIBC 08  | 8    | 12,79 | 34,53 |
| PTIBC 10  | 10   | 13,32 | 35,96 |
| PTIBC 125 | 12,5 | 15,35 | 41,45 |
| PTIBT 08  | 8    | 14,04 | 37,91 |
| PTIBT 10  | 10   | 14,55 | 39,29 |
| PTIBT 125 | 12,5 | 16,72 | 45,14 |

**INTERNAL, EXTERNAL, THREE-WAYS JOINTS**  
ANODIZED POLISHED ALUMINIUM - pack. 3 Pcs

| Article                   | €/Pack. |
|---------------------------|---------|
| RIPTI ... 08 - 10 - 125/3 | 19,59   |
| REPTI ... 08 - 10 - 125/3 | 19,59   |
| RTPIT ... 08 - 10 - 125/3 | 19,59   |

INTERNAL CORNER  
RIPTI ... 08 - 10 - 125



EXTERNAL CORNER  
REPTI ... 08 - 10 - 125



3 WAYS JOINT  
RTPIT ... 08 - 10 - 125



### COLOURS

| ANODIZED                   |                              | POLISHED                   |                              |
|----------------------------|------------------------------|----------------------------|------------------------------|
|                            |                              |                            |                              |
| AA - Anodized silver alum. | AT - Anodized titanium alum. | BC - Polished chrome alum. | BT - Polished titanium alum. |

On demand may be realised in other finishes of the colour chart. Contact our customer service for minimal quantity, timing and price.

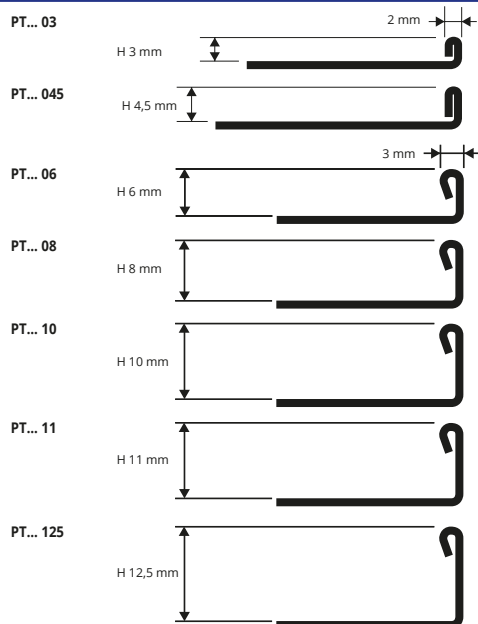
© 2020 All rights reserved by Progress Profiles. Printed in Italy



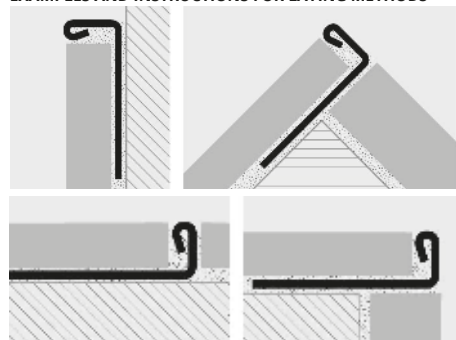


# PROTERMINAL

POLISHED AND BRUSHED  
STAINLESS STEEL AISI 304/1.4301-V2A



## EXAMPLES AND INSTRUCTIONS FOR LAYING METHODS



1. Choose "PROTERMINAL" according to the tile thickness and desired finish.
2. Cut "PROTERMINAL" to the desired length and apply the adhesive on the support where the profile will be laid.
3. Press the anchoring flange of "PROTERMINAL" into the adhesive.
4. Lay the tiles, aligning them with the profile leaving a 2 mm joint. Remove immediately all remains of adhesive from the surface of the profile.
5. Fill the joints between the profile and the tiles with grout, in order to avoid water stagnation. Remove immediately all the remains of grout from the surface of the profile.

**PROTERMINAL** is a L-shaped profile in polished and brushed stainless steel AISI 304/1.4301-V2A that can be applied on external corners of coverings. It can be used to close the perimeter of coverings, like a connection profile between step tread and riser of stairs coated with ceramic and natural stone tiles, and also as separation profile for floor coverings. Its particular section and the availability in two different finishes make **PROTERMINAL** a much sought-after profile that allows a workmanlike application even in environments subject to high mechanical stresses.



POLISHED STAINLESS ST. AISI 304/1.4301-V2A with protective film  
bar length 2,7 lm - pack. 40 Pcs - 108 lm - 10/10 mm

| Article  | H mm | €/lm  | €/Pc  |
|----------|------|-------|-------|
| PTAC 03  | 3    | 8,95  | 24,16 |
| PTAC 045 | 4,5  | 9,12  | 24,62 |
| PTAC 06  | 6    | 9,51  | 25,68 |
| PTAC 08  | 8    | 9,84  | 26,57 |
| PTAC 10  | 10   | 10,35 | 27,95 |
| PTAC 11  | 11   | 10,53 | 28,43 |
| PTAC 125 | 12,5 | 10,73 | 28,97 |



BRUSHED STAINLESS STEEL AISI 304/1.4301-V2A with protective film  
bar length 2,7 lm - pack. 40 Pcs - 108 lm - 10/10 mm

| Article   | H mm | €/lm  | €/Pc  |
|-----------|------|-------|-------|
| PTACS 03  | 3    | 10,41 | 28,11 |
| PTACS 045 | 4,5  | 11,36 | 30,67 |
| PTACS 06  | 6    | 11,75 | 31,73 |
| PTACS 08  | 8    | 12,14 | 32,78 |
| PTACS 10  | 10   | 12,58 | 33,97 |
| PTACS 11  | 11   | 12,78 | 34,51 |
| PTACS 125 | 12,5 | 13,03 | 35,18 |



Curve version available

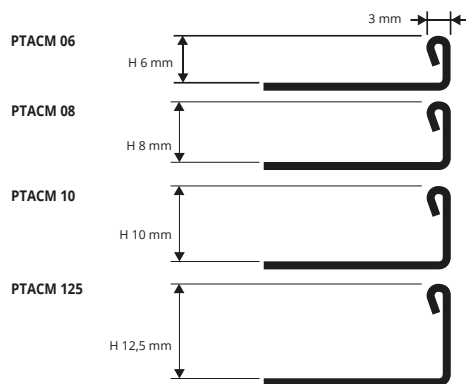
## COLOURS



SUITABLE FOR USE IN CONTACT WITH FOODSTUFFS.

# PROTERMINAL

POLISHED STAINLESS STEEL  
AISI 316L/1.4404-V4A



1. Choose "PROTERMINAL" according to the tile thickness.
2. Cut "PROTERMINAL" to the desired length and apply the adhesive on the support where the profile will be laid.
3. Press the anchoring flange of "PROTERMINAL" into the adhesive.
4. Lay the tiles, aligning them with the profile leaving a 2 mm joint. Remove immediately all remains of adhesive from the surface of the profile.
5. Fill the joints between the profile and the tiles with grout, in order to avoid water stagnation. Remove immediately all the remains of grout from the surface of the profile.



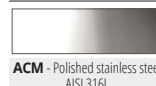
POLISHED STAINLESS ST. AISI 316/1.4404-V4A  
with protective film  
bar length 2,7 lm - pack. 40 Pcs - 108 lm - 10/10 mm



| Article   | H mm | €/lm  | €/Pc  |
|-----------|------|-------|-------|
| PTACM 06  | 6    | 12,38 | 33,43 |
| PTACM 08  | 8    | 12,80 | 34,56 |
| PTACM 10  | 10   | 13,46 | 36,34 |
| PTACM 125 | 12,5 | 13,94 | 37,64 |



## COLOURS



SUITABLE FOR USE IN CONTACT WITH FOODSTUFFS.

\* = Production on demand with minimum quantity of 100 pcs. Production delay 4/5 weeks. Price to be agreed



**PROTERMINAL** is a L-shaped profile in chromed and antique brass that can be applied on external corners of coverings. It can be used to close the perimeter of coverings, like a connection profile between step tread and riser of stairs coated with ceramic or natural stone tiles and also as separation profile for floor and wall coverings. Its particular section and elegance make PROJOLLY a much sought-after profile that allows a workmanlike application.

# PROTERMINAL

CHROMED BRASS, BRUSHED BRASS AND ANTIQUE BRASS



**CHROMED BRASS thermo packed**  
bar length 2,7 lm - pack. 20 Pcs - 54 lm

| Article  | H mm | €/lm  | €/Pc  |
|----------|------|-------|-------|
| PTOC 06  | 6    | 20,50 | 55,35 |
| PTOC 08  | 8    | 21,37 | 57,70 |
| PTOC 10  | 10   | 21,77 | 58,78 |
| PTOC 125 | 12,5 | 22,46 | 60,64 |

**COLOURS**



**BRUSHED BRASS thermo packed**  
bar length 2,7 lm - pack. 20 Pcs - 54 lm

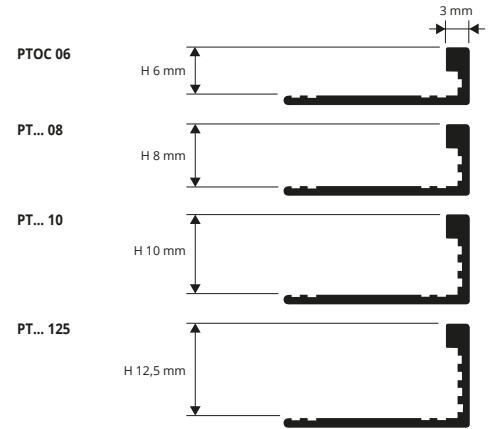
| Article  | H mm | €/lm  | €/Pc  |
|----------|------|-------|-------|
| PTOS 06  | 6    | 11,96 | 32,29 |
| PTOS 08  | 8    | 12,65 | 34,16 |
| PTOS 10  | 10   | 13,63 | 36,80 |
| PTOS 125 | 12,5 | 14,73 | 39,77 |

**ANTIQUÉ BRASS thermo packed**  
bar length 2,7 lm - pack. 20 Pcs - 54 lm

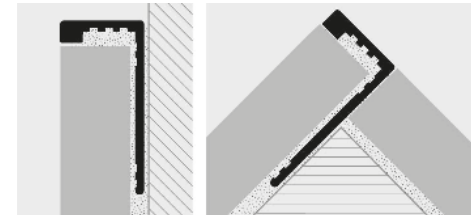
| Article  | H mm | €/lm  | €/Pc  |
|----------|------|-------|-------|
| PTOB 06  | 6    | 29,28 | 79,06 |
| PTOB 08  | 8    | 30,55 | 82,49 |
| PTOB 10  | 10   | 33,32 | 89,96 |
| PTOB 125 | 12,5 | 35,93 | 97,01 |

**INSTRUCTIONS FOR LAYING METHODS**

1. Choose "PROTERMINAL" according to the tile thickness. 2. Cut "PROTERMINAL" to the desired length and apply the adhesive on the support where the profile will be laid. 3. Press the anchoring flange of "PROTERMINAL" into the adhesive. 4. Lay the tiles, aligning them with the profile leaving a 2 mm joint. Remove immediately all remains of adhesive from the surface of the profile. 5. Fill the joints between the profile and the tiles with grout, in order to avoid water stagnation. Remove immediately all the remains of grout from the surface of the profile.



**EXAMPLES OF LAYING**



**PROTERMINAL** is a L-shaped profile in natural and anodized aluminium that can be applied on external corners of coverings. It can be used to close the perimeter of coverings, like a connection profile between step tread and riser of stairs coated with ceramic or natural stone tiles and also as separation profile for floor and wall coverings. Its particular section and the availability in six different finishes make **PROTERMINAL** a much sought-after profile that allows a workmanlike application.

# PROTERMINAL

NATURAL AND ANODIZED ALUMINIUM



**ANODIZED ALUMINIUM (gold - silver) thermo packed**  
bar length 2,7 lm - pack. 40 Pcs - 108 lm

| Article  | H mm | €/lm | €/Pc  |
|----------|------|------|-------|
| PTAA 03  | 3    | 3,90 | 10,53 |
| PTAA 045 | 4,5  | 4,08 | 11,02 |
| PTAA 06  | 6    | 4,23 | 11,42 |
| PTAA 08  | 8    | 4,29 | 11,58 |
| PTAA 10  | 10   | 4,56 | 12,31 |
| PTAA 11  | 11   | 4,97 | 13,42 |
| PTAA 125 | 12,5 | 5,24 | 14,15 |
| PTAA 15  | 15   | 5,57 | 15,04 |
| PTAA 20  | 20   | 6,51 | 17,58 |
| PTAO 03  | 3    | 3,90 | 10,53 |
| PTAO 045 | 4,5  | 4,08 | 11,02 |
| PTAO 06  | 6    | 4,23 | 11,42 |
| PTAO 08  | 8    | 4,29 | 11,58 |
| PTAO 10  | 10   | 4,56 | 12,31 |
| PTAO 11  | 11   | 4,97 | 13,42 |
| PTAO 125 | 12,5 | 5,24 | 14,15 |

**COLOURS**



**ANODIZED ALUMINIUM (black-titanium-copper-bronze- antique bronze) thermo packed - bar length 2,7 lm - pack. 40 Pcs - 108 lm**

| Article   | H mm | €/lm | €/Pc  |
|-----------|------|------|-------|
| PTNE 08   | 8    | 5,89 | 15,90 |
| PTNE 10   | 10   | 6,14 | 16,58 |
| PTNE 125  | 12,5 | 6,46 | 17,44 |
| PTAT 08   | 8    | 5,89 | 15,90 |
| PTAT 10   | 10   | 6,14 | 16,58 |
| PTAT 11   | 11   | 6,26 | 16,90 |
| PTAT 125  | 12,5 | 6,46 | 17,44 |
| PTAR 08   | 8    | 5,89 | 15,90 |
| PTAR 10   | 10   | 6,14 | 16,58 |
| PTAR 125  | 12,5 | 6,46 | 17,44 |
| PTAB 08   | 8    | 5,89 | 15,90 |
| PTAB 10   | 10   | 6,14 | 16,58 |
| PTAB 125  | 12,5 | 6,46 | 17,44 |
| PTBRA 10  | 10   | 8,85 | 23,89 |
| PTBRA 125 | 12,5 | 9,31 | 25,14 |

**NATURAL ALUMINIUM**

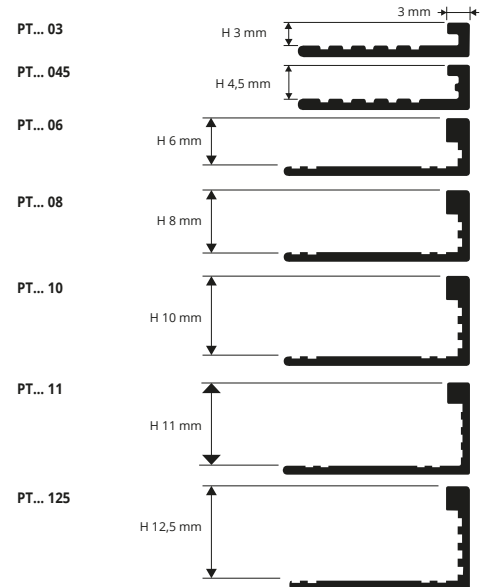
bar length 2,7 lm - pack. 40 Pcs - 108 lm

| Article  | H mm | €/lm | €/Pc |
|----------|------|------|------|
| PTAN 03  | 3    | 3,21 | 8,67 |
| PTAN 045 | 4,5  | 3,30 | 8,91 |

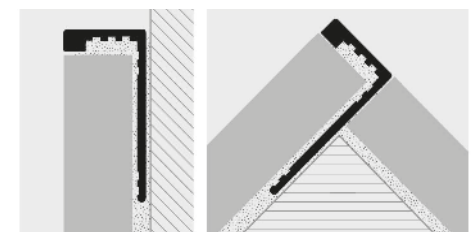
**COLOURS**



On demand may be realised in other finishes of the colour chart. Contact our customer service for minimal quantity, timing and price.



**EXAMPLES AND INSTRUCTIONS FOR LAYING METHODS**

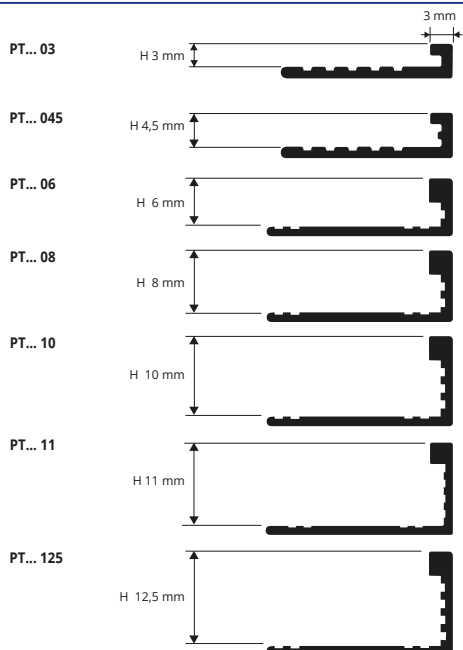


1. Choose "PROTERMINAL" according to the tile thickness and desired finish. 2. Cut "PROTERMINAL" to the desired length and apply the adhesive on the support where the profile will be laid. 3. Press the anchoring flange of "PROTERMINAL" into the adhesive. 4. Lay the tiles, aligning them with the profile leaving a 2 mm joint. Remove immediately all remains of adhesive from the surface of the profile. 5. Fill the joints between the profile and the tiles with grout, in order to avoid water stagnation. Remove immediately all the remains of grout from the surface of the profile.

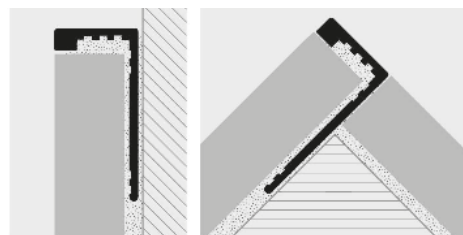
# PROTERMINAL

POLISHED, BRUSHED AND VARNISHED ALUMINIUM

**PROTERMINAL** is a L-shaped profile in polished, brushed and varnished aluminium that can be applied on external corners of coverings. It can be used to close the perimeter of coverings, like a connection profile between step tread and riser of stairs coated with ceramic or natural stone tiles and also as separation profile for floor and wall coverings (the varnished only for wall application). Its particular section and the availability in different finishes make **PROTERMINAL** a much sought-after profile that allows a workmanlike application.



**EXAMPLES AND INSTRUCTIONS FOR LAYING METHODS**



1. Choose "PROTERMINAL" according to the tile thickness and desired finish (color).
2. Cut "PROTERMINAL" to the desired length and apply the adhesive on the support where the profile will be laid.
3. Press the anchoring flange of "PROTERMINAL" into the adhesive.
4. Lay the tiles, aligning them with the profile leaving a 2 mm joint. Remove immediately all remains of adhesive from the surface of the profile.
5. Fill the joints between the profile and the tiles with grout, in order to avoid water stagnation. Remove immediately all the remains of grout from the surface of the profile.



**POLISHED ALUMINIUM** (chrome, gold, copper, titanium, black)  
thermo packed - bar length 2,7 lm - pack. 40 Pcs - 108 lm

| Article  | H mm | €/lm  | €/Pc  |
|----------|------|-------|-------|
| PTBC 03  | 3    | 8,02  | 21,65 |
| PTBC 045 | 4,5  | 8,44  | 22,79 |
| PTBC 06  | 6    | 8,64  | 23,33 |
| PTBC 08  | 8    | 8,99  | 24,27 |
| PTBC 10  | 10   | 9,19  | 24,81 |
| PTBC 11  | 11   | 9,41  | 25,41 |
| PTBC 125 | 12,5 | 9,65  | 26,06 |
| PTBO 03  | 3    | 8,02  | 21,65 |
| PTBO 045 | 4,5  | 8,44  | 22,79 |
| PTBO 06  | 6    | 8,64  | 23,33 |
| PTBO 08  | 8    | 8,99  | 24,27 |
| PTBO 10  | 10   | 9,19  | 24,81 |
| PTBO 11  | 11   | 9,41  | 25,41 |
| PTBO 125 | 12,5 | 9,65  | 26,06 |
| PTBT 08  | 8    | 9,80  | 26,46 |
| PTBT 10  | 10   | 10,17 | 27,46 |
| PTBT 11  | 11   | 10,45 | 28,21 |
| PTBT 125 | 12,5 | 10,84 | 29,27 |
| PTBR 08  | 8    | 9,80  | 26,46 |
| PTBR 10  | 10   | 10,17 | 27,46 |
| PTBR 125 | 12,5 | 10,84 | 29,27 |
| PTBN 06  | 6    | 9,51  | 25,68 |
| PTBN 08  | 8    | 9,80  | 26,46 |
| PTBN 10  | 10   | 10,17 | 27,46 |
| PTBN 125 | 12,5 | 10,84 | 29,27 |



**BRUSHED ALUMINIUM** (silver, titanium, black, copper, antique bronze)  
thermo packed - bar length 2,7 lm - pack. 40 Pcs - 108 lm

| Article    | H mm | €/lm  | €/Pc  |
|------------|------|-------|-------|
| PTBS 045   | 4,5  | 9,30  | 25,11 |
| PTBS 08    | 8    | 9,41  | 25,41 |
| PTBS 10    | 10   | 9,99  | 26,97 |
| PTBS 11    | 11   | 10,32 | 27,86 |
| PTBS 125   | 12,5 | 10,72 | 28,94 |
| PTRS 045   | 4,5  | 10,27 | 27,73 |
| PTRS 08    | 8    | 10,57 | 28,54 |
| PTRS 10    | 10   | 10,97 | 29,62 |
| PTRS 125   | 12,5 | 11,89 | 32,10 |
| PTTS 045   | 4,5  | 10,27 | 27,73 |
| PTTS 08    | 8    | 10,57 | 28,54 |
| PTTS 10    | 10   | 10,97 | 29,62 |
| PTTS 11    | 11   | 11,42 | 30,83 |
| PTTS 125   | 12,5 | 11,89 | 32,10 |
| PTBOS 08   | 8    | 9,41  | 25,41 |
| PTBOS 10   | 10   | 9,99  | 26,97 |
| PTBOS 125  | 12,5 | 10,72 | 28,94 |
| PTNS 08    | 8    | 10,57 | 28,54 |
| PTNS 10    | 10   | 10,97 | 29,62 |
| PTNS 125   | 12,5 | 11,89 | 32,10 |
| PTBRAS 10  | 10   | 10,97 | 29,62 |
| PTBRAS 125 | 12,5 | 11,89 | 32,10 |

**COATED ALUMINIUM thermo packed**  
bar length 2,7 lm - pack. 20 Pc - 54 lm (colour white 40 Pcs - 108 lm)

| Article    | H mm | €/lm | €/Pc  |
|------------|------|------|-------|
| PTA 06-01  | 6    | 5,35 | 14,45 |
| PTA 08-01  | 8    | 5,50 | 14,85 |
| PTA 10-... | 10   | 5,97 | 16,12 |
| PTA 11-01  | 11   | 6,20 | 16,74 |
| PTA 125-01 | 12,5 | 6,44 | 17,39 |

H 10 available in the colours: 01 - 0106 - 11.  
The code of the selected colour must be added to the article code.  
E.g.: PTA 10-... (chosen colour white ivory varnished alum.)  
PTA 10-0106.

**COLOURS**

|                                   |   |                                   |
|-----------------------------------|---|-----------------------------------|
|                                   |   |                                   |
| 01 - Varnished white alum. (9016) | 0106 - Varnished white ivory alum. (9001) | 11 - Varnished black alum. (9005) |

**BRUSHED POLISHED**

|                                    |                                    |                                      |                                   |  |
|------------------------------------|------------------------------------|--------------------------------------|-----------------------------------|--|
|                                    |                                    |                                      |                                   |  |
| BS - Brushed polished silver alum. | RS - Brushed Polished copper alum. | TS - Brushed Polished titanium alum. | NS - Brushed Polished black alum. | BRAS - Brushed polished antique bronze alum. |

**BRUSH. POLISHED**

|                                   |
|-----------------------------------|
|                                   |
| BOS - Brushed polished gold alum. |

**POLISHED**

|                            |                          |                              |                           |
|----------------------------|--------------------------|------------------------------|---------------------------|
|                            |                          |                              |                           |
| BC - Polished chrome alum. | BO - Polished gold alum. | BT - Polished titanium alum. | BN - Polished black alum. |

**AVAILABLE MINIMUM QUANTITY 100 PCS** by colour and height (Price to be agreed. Production delay 4/5 weeks)

|   |  |  |   |  |
|---|--|--|---|--|
|   |  |  |   |  |
| 010 - White Matt varnished aluminium (9016) | 02 - Varnished light grey alum. (7035) | 03 - Varnished grey stone alum. (7030) | 0211 - Varnished quartz grey alum. (7039) | 0311 - Varnished asphalt grey alum. (7043) |

|                                   |  |   |
|-----------------------------------|--|---|
|                                   |  |   |
| 06 - Varnished ivory alum. (1015) | 17 - Varnished bahama beige alum. (no RAL) | 10 - Varnished red klinker alum. (8004) |

**POLISHED**

|                            |
|----------------------------|
|                            |
| BR - Polished copper alum. |

PTA 06-... & PTA 125-... For other colours different from white, please contact our company for quantity and price. Production on demand, production delay 4/5 weeks. (minimum quantity order of 100 pcs).

\* = Production on demand with minimum quantity of 100 pcs. Production delay 4/5 weeks. Price to be agreed

© 2020 All rights reserved by Progress Profiles, Printed in Italy

**PROTERMINAL** is a L-shaper profile in powder coated aluminum that can be applied on external corners of coverings. It can be used to close the perimeter of coverings. Its particular section and the availability in different finishes make **PROTERMINAL** an elegant and much-sought after profile.

# PROTERMINAL

STONE LINE ALUMINIUM AND TUSCANY LINE



**STONE LINE thermo packed**  
bar length 2,7 lm - pack. 20 Pcs - 54 lm

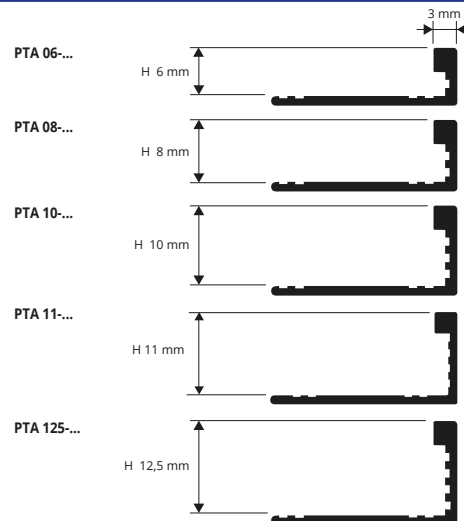
| Article       | H mm | €/lm | €/Pc  |
|---------------|------|------|-------|
| PTA 06-SL...  | 6    | 7,84 | 21,17 |
| PTA 08-SL...  | 8    | 8,17 | 22,06 |
| PTA 10-SL...  | 10   | 8,49 | 22,92 |
| PTA 11-SL...  | 11   | 8,81 | 23,79 |
| PTA 125-SL... | 12,5 | 9,13 | 24,65 |

The code of the selected colour must be added to the article code.  
E.g.: PTA 08... (chosen colour Stone white) PTA 08-SL01.

**TUSCANY LINE thermo packed**  
bar length 2,7 lm - pack. 40 Pcs - 108 lm

| Article     | H mm | €/lm | €/Pc  |
|-------------|------|------|-------|
| PTA 08-...  | 8    | 8,49 | 22,92 |
| PTA 10-...  | 10   | 9,02 | 24,35 |
| PTA 125-... | 12,5 | 9,80 | 26,46 |

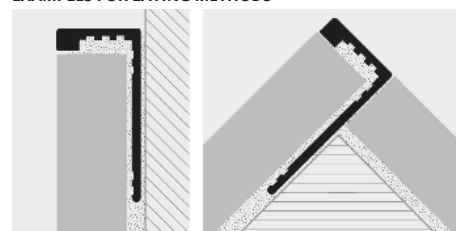
The code of the selected colour must be added to the article code.  
E.g.: PTA 08... (chosen colour tuscanly grey) PTA 08-03TU.



## COLOURS



## EXAMPLES FOR LAYING METHODS



**PROTERMINAL** is a L-shaped profile in shockproof non - toxic colored vinyl resin that can be applied on external corners of coverings. It can be used to close the perimeter of coverings. Its particular section and the availability in different colours also on demand make **PROTERMINAL** a much sought-after profile. It can be easily matched with the wall covering and allows an elegant workmanlike application.

# PROTERMINAL

SHOCKPROOF NON - TOXIC COLOURED VINYL RESIN

**NON-TOXIC SHOCKPROOF COLOURED VINYL RESIN**  
bar length 2,7 lm - pack. 54 lm (white 108 lm)

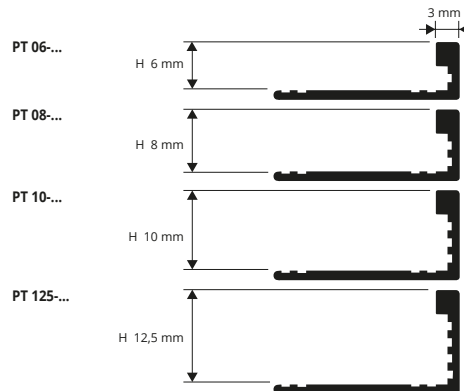
| Article    | H mm | €/lm | €/Pc |
|------------|------|------|------|
| PT 06-...  | 6    | 1,20 | 3,24 |
| PT 08-...  | 8    | 1,34 | 3,62 |
| PT 10-...  | 10   | 1,47 | 3,97 |
| PT 125-... | 12,5 | 1,75 | 4,73 |

Available in the colours: 01-0106-02-03-04-05-06-11-12-17-18  
Available on demand 19-20-21-22-23-24-25-26-27-28-29-07-08-09-10-13-14-15-16 with a minimum quantity order of 800 pcs. The code of the selected colour must be added to the article code.  
E.g.: PT 06-... (chosen colour white) PT 06-01.




## EXAMPLE AND INSTRUCTIONS FOR LAYING METHODS

1. Choose "PROTERMINAL" according to the tile thickness and desired colour. 2. Cut "PROTERMINAL" to the desired length and apply the adhesive on the support where the profile will be laid. 3. Press the anchoring flange of "PROTERMINAL" into the adhesive. 4. Lay the tiles, aligning them with the profile leaving a 2 mm joint. 5. Fill the joints between the profile and the tiles with grout, in order to avoid water stagnation.



WHITE NOT FOR SALE SINGLY

## COLOURS



AVAILABLE MINIMUM QUANTITY 800 PCS by colour and height (Price to be agreed. Production delay 4/5 weeks)

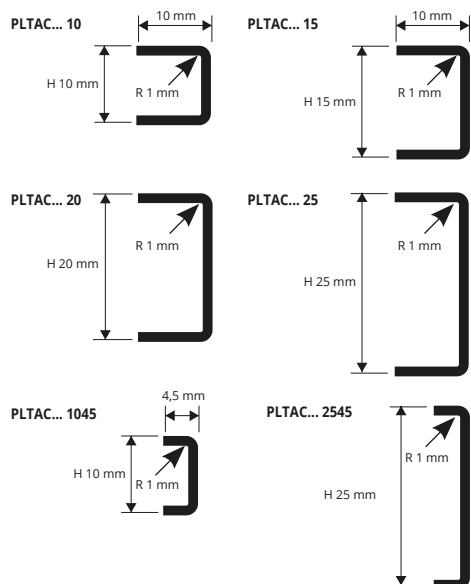




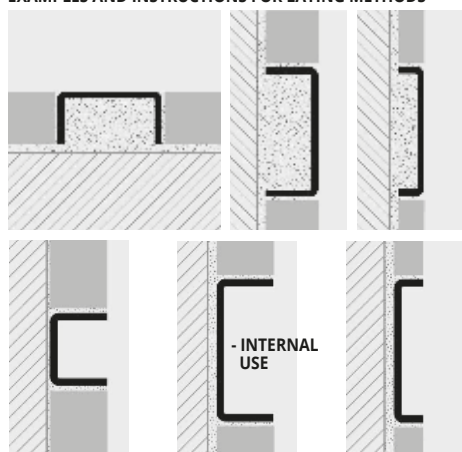
# PROLISTEL ACC

POLISHED, BRUSHED, SANDED  
STAINLESS STEEL AISI 304/1.4301-V2A

**PROLISTEL ACC** is a listel in polished, brushed, sanded stainless steel AISI 304/1.4301-V2A with a flat and U-shaped (internal use) visible surface, suitable to decorate the wall coverings in ceramic, mosaic and natural stone. Its particular section and availability in different finishes, make **PROLISTEL ACC** a much sought after profile. It can be used with the range of PROJOLLY profiles to decorate the wall coverings and to allow an elegant workmanlike application.



## EXAMPLES AND INSTRUCTIONS FOR LAYING METHODS



1. Choose "PROLISTEL ACC" according to the width and desired finish.
2. Cut "PROLISTEL ACC" to the desired length and apply the adhesive on the support where the profile will be laid.
3. Press "PROLISTEL ACC" into the adhesive.
4. Lay the tiles, aligning them with the profile leaving a 2 mm joint. Remove immediately all remains of adhesive from the surface of the profile.
5. Fill the joints between the profile and the tiles with grout, in order to avoid water stagnation. Remove immediately all the remains of grout from the surface of the profile.

**POLISHED STAINLESS ST. AISI 304/1.4301-V2A with protective film**  
bar length 2,7 lm - pack. 40 Pcs - 108 lm - 8/10mm

| Article    | HxL mm   | €/lm  | €/Pc    |
|------------|----------|-------|---------|
| PLTAC 10   | 10 x 10  | 7,22  | 19,49   |
| PLTAC 1045 | 10 x 4,5 | 6,91  | 18,66   |
| PLTAC 15   | 15 x 10  | 9,61  | 25,95   |
| PLTAC 20   | 20 x 10  | 12,82 | 34,61   |
| PLTAC 25   | 25 x 10  | 16,03 | 43,28   |
| PLTAC 2545 | 25 x 4,5 | 15,71 | 42,42 * |

**POLISHED STAINLESS STEEL AISI 304/1.4301-V2A - INTERNAL USE**  
with protective film - bar length 2,7 lm  
pack. 40 Pcs 108 lm - 8/10mm

| Article     | HxL mm   | €/lm  | €/Pc    |
|-------------|----------|-------|---------|
| PLTACI 10   | 10 x 10  | 7,22  | 19,49 * |
| PLTACI 1045 | 10 x 4,5 | 6,91  | 18,66 * |
| PLTACI 15   | 15 x 10  | 9,61  | 25,95 * |
| PLTACI 20   | 20 x 10  | 12,82 | 34,61 * |
| PLTACI 25   | 25 x 10  | 16,03 | 43,28 * |
| PLTACI 2545 | 25 x 4,5 | 15,71 | 42,42 * |

**Brushed STAINLESS ST. AISI 304/1.4301-V2A with protective film**  
bar length 2,7 lm - pack. 40 Pcs - 108 lm - 8/10mm

| Article     | HxL mm   | €/lm  | €/Pc    |
|-------------|----------|-------|---------|
| PLTACS 10   | 10 x 10  | 8,66  | 23,38   |
| PLTACS 1045 | 10 x 4,5 | 8,81  | 23,79   |
| PLTACS 15   | 15 x 10  | 12,50 | 33,75   |
| PLTACS 20   | 20 x 10  | 16,65 | 44,95   |
| PLTACS 25   | 25 x 10  | 18,46 | 49,84   |
| PLTACS 2545 | 25 x 4,5 | 18,13 | 48,95 * |

**Brushed STAINLESS STEEL AISI 304/1.4301-V2A - INTERNAL USE**  
with protective film - bar length 2,7 lm pack. 40 Pcs 108 lm - 8/10mm

| Article      | HxL mm   | €/lm  | €/Pc    |
|--------------|----------|-------|---------|
| PLTACSI 10   | 10 x 10  | 8,66  | 23,38 * |
| PLTACSI 1045 | 10 x 4,5 | 8,81  | 23,79 * |
| PLTACSI 15   | 15 x 10  | 12,50 | 33,75 * |
| PLTACSI 20   | 20 x 10  | 16,65 | 44,95 * |
| PLTACSI 25   | 25 x 10  | 18,46 | 49,84 * |
| PLTACSI 2545 | 25 x 4,5 | 18,13 | 48,95 * |

**SANDED STAINLESS ST. AISI 304/1.4301-V2A with protective film**  
bar length 2,7 lm - pack. 40 Pcs 108 lm - 8/10mm

| Article    | HxL mm  | €/lm | €/Pc    |
|------------|---------|------|---------|
| PLTACSB 10 | 10 x 10 | 9,60 | 25,92 * |

ACSB - SPECIAL FINISH, REQUEST AVAILABILITY

SUITABLE FOR USE IN CONTACT WITH FOODSTUFFS.

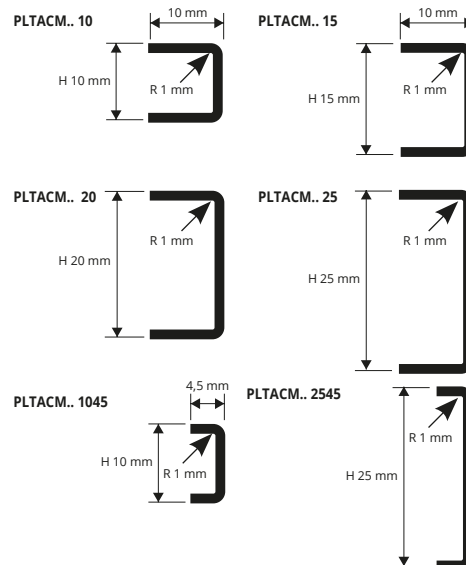


\* = Production on demand with minimum quantity of 100 pcs. Production delay 4/5 weeks. Price to be agreed

**PROLISTEL ACC** is a range of decorative profiles/strips that are ideal for easily creating chromatic effects on ceramic tile/marble/mosaic coverings or, in the stainless steel AISI 316LL/1.4301-V4A range, for creating separations and decorations between floors in the same or differing material. Thanks to their design, shape and thickness of 4.5 and 10 mm, may be laid using the same adhesive to create horizontal and vertical lines, on the wall or on the floor, irrespective of the thickness of the covering. Various widths available in stainless steel AISI 04/1.4301-V2A, polished. Match with the same basic colours in the PROJOLLY, PROTERMINAL and PROJOLLY SQUARE and the new PROKERLAM SQUARE-LINE-JOLLY range.

# PROLISTEL ACC

POLISHED STAINLESS STEEL  
AISI 316L/1.4404 - V4A



**POLISHED STAINLESS STEEL AISI 316LL/1.4404-V4A**  
with protective film - bar length 2,7 lm  
pack 40 Pcs - 108 lm - 8/10mm



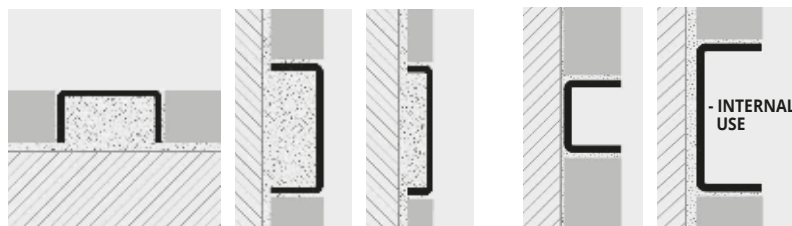
**POLISHED STAINLESS STEEL AISI 316LL/1.4404-V4A - INTERNAL USE** with protective film - bar length 2,7 lm  
pack 40 Pcs - 108 lm - 8/10mm



| Article     | HxL mm   | €/lm  | €/Pc    |
|-------------|----------|-------|---------|
| PLTACM 10   | 10 X 10  | 9,40  | 25,38 * |
| PLTACM 1045 | 10 X 4,5 | 8,97  | 24,22 * |
| PLTACM 15   | 15 X 10  | 12,50 | 33,75 * |
| PLTACM 20   | 20 X 10  | 16,66 | 44,98 * |
| PLTACM 25   | 25 X 10  | 20,84 | 56,27 * |
| PLTACM 2545 | 25 X 4,5 | 20,42 | 55,13 * |

| Article      | HxL mm   | €/lm  | €/Pc    |
|--------------|----------|-------|---------|
| PLTACMI 10   | 10 X 10  | 9,40  | 25,38 * |
| PLTACMI 1045 | 10 X 4,5 | 8,97  | 24,22 * |
| PLTACMI 15   | 15 X 10  | 12,50 | 33,75 * |
| PLTACMI 20   | 20 X 10  | 16,66 | 44,98 * |
| PLTACMI 25   | 25 X 10  | 20,84 | 56,27 * |
| PLTACMI 2545 | 25 X 4,5 | 20,42 | 55,13 * |

### EXAMPLES AND INSTRUCTIONS FOR LAYING METHODS



1. Choose the PROLISTEL ACC in the required width. 2. Apply the adhesive onto the area of application of the profile. 3. Lay and align the profile, cut to the necessary length, pressing it into the adhesive. 4. Lay the tiles, aligning them so that the top edge of the profile is flush with the tile. 5. Fill the profile/tile area of contact with adhesive to prevent the accumulation of water in any voids. Pay attention to the external edges of the PROLISTEL ACC. They must be protected against agents such as adhesives and sealants and against grinding or scraping actions.

SUITABLE FOR USE IN CONTACT WITH FOODSTUFFS.

### COLOURS

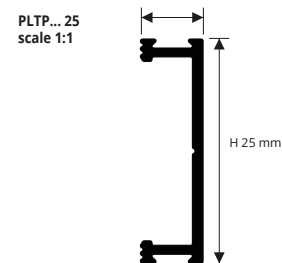


ACM - Polished stainless steel  
AISI 316LL

**PROLISTEL P OTT** is a decorative listel in polished, chromed and antique brass with a flat visible surface. The profile is suitable to decorate the wall coverings in ceramic, mosaic and natural stone. Its particular section and availability in different finishes and two widths, make **PROLISTEL P OTT** a much sought after profile. It could be matched with PROJOLLY, PROJOLLY SQUARE e PROTERMINAL profiles to decorate the wall coverings and to allow an elegant workmanlike application.


# PROLISTEL P OTT

POLISHED, CHROMED,  
ANTIQU BRASS



**POLISHED, CHROMED AND ANTIQUE BRASS thermo packed** - Bar length 2,7 lm - pack 40 PCS - 108 lm

### COLOURS



| Article   | H mm | €/lm  | €/Pc     |
|-----------|------|-------|----------|
| PLTPOL 25 | 25   | 28,23 | 76,22 *  |
| PLTPOC 25 | 25   | 41,84 | 112,97 * |
| PLTPOB 25 | 25   | 61,49 | 166,02 * |

### EXAMPLES AND INSTRUCTIONS FOR LAYING



1. Choose "PROLISTEL P OTT" according to the width and desired finish. 2. Cut "PROLISTEL P OTT" to the desired length and apply the adhesive on the support where the profile will be laid. 3. Press "PROLISTEL P OTT" into the adhesive. 4. Lay the tiles, aligning them with the profile leaving a 2 mm joint. Remove immediately all remains of adhesive from the surface of the profile. 5. Fill the joints between the profile and the tiles with grout, in order to avoid water stagnation. Remove immediately all the remains of grout from the surface of the profile.

= News 2023

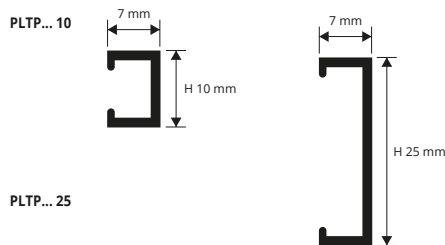
\* = Production on demand with minimum quantity of 100 pcs. Production delay 4/5 weeks. Price to be agreed



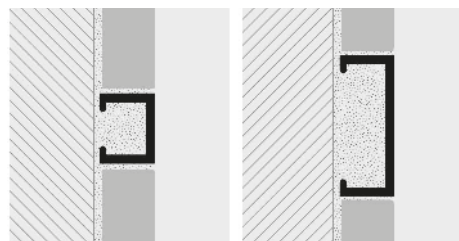
# PROLISTEL P ALL

ANODIZED, POLISHED, STONE LINE, BRUSHED, TUSCANY AND TILTEX ALUMINIUM

**PROLISTEL P ALL** is a decorative listel in anodized, polished, brushed, tiltex aluminium and varnished tuscanly and stone aluminium with a flat visible surface. The profile is suitable to decorate the wall coverings in ceramic, mosaic and natural stone. Its particular section and availability in different finishes and two widths, make **PROLISTEL P ALL** a much sought after profile. It could be matched with PROJOLLY, PROJOLLY SQUARE e PROTERMINAL profiles to decorate the wall coverings and to allow an elegant workmanlike application.



### EXAMPLES AND INSTRUCTIONS FOR LAYING METHODS



1. Choose "PROLISTEL P ALL" according to the width and desired finish. 2. Cut "PROLISTEL P ALL" to the desired length and apply the adhesive on the support where the profile will be laid. 3. Press "PROLISTEL P ALL" into the adhesive. 4. Lay the tiles, aligning them with the profile leaving a 2 mm joint. Remove immediately all remains of adhesive from the surface of the profile. 5. Fill the joints between the profile and the tiles with grout, in order to avoid water stagnation. Remove immediately all the remains of grout from the surface of the profile.



### ALUMINIUM TUSCANY LINE

thermo packed - bar length 2,7 lm - pack. 40 Pcs - 108 lm

| Article        | H mm | €/lm  | €/Pc    |
|----------------|------|-------|---------|
| PLTPA 10-...TU | 10   | 10,38 | 28,03 * |
| PLTPA 25-...TU | 25   | 12,74 | 34,40 * |

### STONE LINE ALUMINIUM

thermo packed - bar length 2,7 lm - pack. 40 Pcs - 108 lm

| Article       | H mm | €/lm  | €/Pc     |
|---------------|------|-------|----------|
| PLTPA 10-SL01 | 10   | 7,77  | 20,98    |
| PLTPA 10-SL08 | 10   | 7,77  | 20,98    |
| PLTPA 10-SL12 | 10   | 7,77  | 20,98    |
| PLTPA 10-...  | 10   | 7,77  | 20,98 ** |
| PLTPA 25-SL01 | 25   | 12,46 | 33,64    |
| PLTPA 25-SL08 | 25   | 12,46 | 33,64    |
| PLTPA 25-SL12 | 25   | 12,46 | 33,64    |
| PLTPA 25-...  | 25   | 12,46 | 33,64 ** |

### ANODIZED ALUMINIUM

thermo packed - bar length 2,7 lm - pack. 40 Pcs - 108 lm

| Article   | H mm | €/lm  | €/Pc    |
|-----------|------|-------|---------|
| PLTPAA 10 | 10   | 5,09  | 13,74   |
| PLTPAO 10 | 10   | 5,39  | 14,55 * |
| PLTPAR 10 | 10   | 7,04  | 19,01   |
| PLTPAT 10 | 10   | 7,04  | 19,01   |
| PLTPNE 10 | 10   | 7,12  | 19,22   |
| PLTPAA 25 | 25   | 8,18  | 22,09   |
| PLTPAO 25 | 25   | 8,56  | 23,11 * |
| PLTPAR 25 | 25   | 10,87 | 29,35 * |
| PLTPAT 25 | 25   | 10,87 | 29,35   |
| PLTPNE 25 | 25   | 11,10 | 29,97   |

### POLISHED ALUMINIUM

thermo packed - bar length 2,7 lm - pack. 40 Pcs - 108 lm

| Article   | H mm | €/lm  | €/Pc    |
|-----------|------|-------|---------|
| PLTPBC 10 | 10   | 7,32  | 19,76   |
| PLTPBO 10 | 10   | 7,68  | 20,74   |
| PLTPBR 10 | 10   | 9,46  | 25,54   |
| PLTPBT 10 | 10   | 9,46  | 25,54   |
| PLTPBN 10 | 10   | 9,57  | 25,84   |
| PLTPBC 25 | 25   | 10,58 | 28,57   |
| PLTPBO 25 | 25   | 11,09 | 29,94   |
| PLTPBR 25 | 25   | 11,93 | 32,21 * |
| PLTPBT 25 | 25   | 11,93 | 32,21 * |
| PLTPBN 25 | 25   | 12,20 | 32,94 * |

### POLISHED BRUSHED ALUMINIUM

thermo packed - bar length 2,7 lm - pack. 40 Pcs - 108 lm

| Article    | H mm | €/lm  | €/Pc    |
|------------|------|-------|---------|
| PLTPBS 10  | 10   | 7,37  | 19,90   |
| PLTPBOS 10 | 10   | 7,74  | 20,90   |
| PLTPRS 10  | 10   | 9,80  | 26,46 * |
| PLTPTS 10  | 10   | 9,80  | 26,46   |
| PLTPNS 10  | 10   | 9,91  | 26,76 * |
| PLTPBS 25  | 25   | 10,58 | 28,57   |
| PLTPBOS 25 | 25   | 11,09 | 29,94   |
| PLTPRS 25  | 25   | 12,87 | 34,75 * |
| PLTPTS 25  | 25   | 12,87 | 34,75   |
| PLTPNS 25  | 25   | 13,16 | 35,53 * |

### ANODIZED BRUSHED ALUMINIUM TILTEX

thermo packed - bar length 2,7 lm - pack. 40 Pcs - 108 lm

| Article   | H mm | €/lm  | €/Pc    |
|-----------|------|-------|---------|
| PLTPBX 10 | 10   | 11,40 | 30,78   |
| PLTPRX 10 | 10   | 11,40 | 30,78 * |
| PLTPTX 10 | 10   | 11,40 | 30,78   |
| PLTPBX 25 | 25   | 15,03 | 40,58   |
| PLTPRX 25 | 25   | 15,03 | 40,58 * |
| PLTPTX 25 | 25   | 15,03 | 40,58   |

### COLOURS

| ANODIZED                        |                                       |  |  | POLISHED                       |                                |                                |                                  | BLACK LINE                    |                               |                                       |
|---------------------------------|---------------------------------------|--|--|--------------------------------|--------------------------------|--------------------------------|----------------------------------|-------------------------------|-------------------------------|---------------------------------------|
|                                 |                                       |  |  |                                |                                |                                |                                  |                               |                               |                                       |
| AA - Anodized silver aluminium  | AR - Anodized copper aluminium        | AT - Anodized titanium aluminium         | AO - Anodized gold aluminium           | BC - Polished chrome aluminium | BO - Polished gold aluminium   | BR - Polished bronze aluminium | BT - Polished titanium aluminium | BN - Polished black aluminium | NE - Anodized black aluminium | NS - Polished brushed black aluminium |
| ON DEMAND                       |                                       |  |  |                                |                                |                                |                                  | ON DEMAND                     |                               |                                       |
| POLISHED BRUSHED                |                                       |  |  | BRUSHED TILTEX                 |                                |                                |                                  | TUSCANY                       |                               |                                       |
|                                 |                                       |  |  |                                |                                |                                |                                  |                               |                               |                                       |
| BS - Polished brushed aluminium | BOS - Polished brushed gold aluminium | TS - Polished brushed titanium aluminium | RS - Polished brushed copper aluminium | BX - Tiltex silver aluminium   | TX - Tiltex titanium aluminium | RX - Tiltex copper aluminium   | 03TU - Tuscany grey              | 05TU - Tuscany Beige          | 20TU - Tuscany Bronze         |                                       |
| ON DEMAND                       |                                       |  |  | ON DEMAND                      |                                |                                |                                  | ON DEMAND                     |                               |                                       |
| STONE LINE                      |                                       |  |  |                                |                                |                                |                                  |                               |                               |                                       |
|                                 |                                       |  |  |                                |                                |                                |                                  |                               |                               |                                       |
| SL01 - Stone white              | SL08 - Antradark                      | SL12 - Stone black                       |  |                                |                                |                                |                                  |                               |                               |                                       |

AVAILABLE MINIMUM QUANTITY 100 PCS by colour and height (Price to be agreed. Production delay 4/5 weeks) **STONE LINE**

|                    |                       |                   |                   |                           |                        |                     |                     |                    |                          |
|--------------------|-----------------------|-------------------|-------------------|---------------------------|------------------------|---------------------|---------------------|--------------------|--------------------------|
|                    |                       |                   |                   |                           |                        |                     |                     |                    |                          |
| SL02 - Stone cream | SL03 - Stone greyvory | SL04 - Stone sand | SL05 - Stone gray | SL06 - Stone cristal gray | SL07 - Stone antragray | SL09 - Stone bronze | SL10 - Stone corten | SL11 - Stone brown | SL13 - Stone oyster gray |

\* = Production on demand with minimum quantity of 100 pcs. Production delay 4/5 weeks. Price to be agreed

\*\* = Production on demand with minimum quantity of 80 pcs. Production delay 4/5 weeks. Price to be agreed



**PROLISTEL ALL** is a listel in anodized, polished and brushed aluminium with a rounded visible surface, suitable to decorate the wall coverings in ceramic, mosaic and natural stone. Its particular section and availability in different finishes, make **PROLISTEL P ALL** a much sought after profile. It can be used with the range of PROJOLLY profiles to decorate the wall coverings and to allow an elegant workmanlike application.

# PROLISTEL ALL

ANODIZED, POLISHED AND BRUSHED ALUMINIUM



**ANODIZED ALUMINIUM** (silver-gold-copper-titanium-black)  
thermo packed - bar length 2,7 lm - pack. 40 Pcs - 108 lm

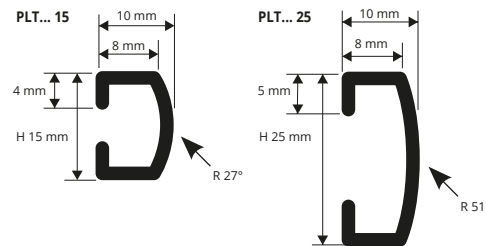
| Article  | H mm | €/lm | €/Pc    |
|----------|------|------|---------|
| PLTAA 15 | 15   | 6,02 | 16,25   |
| PLTAR 15 | 15   | 7,36 | 19,87 * |
| PLTAT 15 | 15   | 7,36 | 19,87 * |
| PLTAO 15 | 15   | 6,02 | 16,25 * |
| PLTNE 15 | 15   | 7,46 | 20,14   |
| PLTAA 25 | 25   | 7,51 | 20,28   |
| PLTAR 25 | 25   | 9,58 | 25,87 * |
| PLTAT 25 | 25   | 9,58 | 25,87 * |
| PLTAO 25 | 25   | 7,51 | 20,28 * |
| PLTNE 25 | 25   | 9,71 | 26,22   |

**POLISHED ALUMINIUM** (chrome-gold-copper-titanium-black)  
thermo packed - bar length 2,7 lm - pack. 40 Pcs - 108 lm

| Article  | H mm | €/lm  | €/Pc    |
|----------|------|-------|---------|
| PLTBC 15 | 15   | 7,37  | 19,90   |
| PLTBR 15 | 15   | 9,11  | 24,60 * |
| PLTBT 15 | 15   | 9,11  | 24,60 * |
| PLTBO 15 | 15   | 7,37  | 19,90 * |
| PLTBN 15 | 15   | 9,22  | 24,89 * |
| PLTBC 25 | 25   | 10,06 | 27,16   |
| PLTBR 25 | 25   | 11,81 | 31,89 * |
| PLTBT 25 | 25   | 11,81 | 31,89 * |
| PLTBO 25 | 25   | 10,06 | 27,16 * |
| PLTBN 25 | 25   | 11,94 | 32,24 * |

**BRUSHED POLISHED ALUMINIUM** (silver-gold-copper-titanium-black)  
thermo packed - bar length 2,7 lm - pack. 40 Pcs - 108 lm

| Article   | H mm | €/lm  | €/Pc    |
|-----------|------|-------|---------|
| PLTBS 15  | 15   | 9,65  | 26,06 * |
| PLTRS 15  | 15   | 11,81 | 31,89 * |
| PLTTS 15  | 15   | 11,81 | 31,89 * |
| PLTBOS 15 | 15   | 9,65  | 26,06 * |
| PLTNS 15  | 15   | 11,94 | 32,24 * |
| PLTBS 25  | 25   | 10,65 | 28,76 * |
| PLTRS 25  | 25   | 12,68 | 34,24 * |
| PLTTS 25  | 25   | 12,68 | 34,24 * |
| PLTBOS 25 | 25   | 10,65 | 28,76 * |
| PLTNS 25  | 25   | 12,82 | 34,61 * |



### EXAMPLES AND INSTRUCTIONS FOR LAYING METHODS



1. Choose "PROLISTEL ALL" according to the width and desired finish.
2. Cut "PROLISTEL ALL" to the desired length and apply the adhesive on the support where the profile will be laid.
3. Press "PROLISTEL ALL" into the adhesive.
4. Lay the tiles, aligning them with the profile leaving a 2 mm joint. Remove immediately all remains of adhesive from the surface of the profile.
5. Fill the joints between the profile and the tiles with grout, in order to avoid water stagnation. Remove immediately all the remains of grout from the surface of the profile.

### COLOURS

| ANODIZED                   |                              |                           | POLISHED                   |                              | BRUSHED POLISHED                   |                                      |
|----------------------------|------------------------------|---------------------------|----------------------------|------------------------------|------------------------------------|--------------------------------------|
| AA - Anodized silver alum. | AT - Anodized titanium alum. | NE - Anodized black alum. | BC - Polished chrome alum. | BT - Polished titanium alum. | BS - Brushed polished silver alum. | TS - Brushed Polished titanium alum. |

AVAILABLE MINIMUM QUANTITY 100 PCS by colour and height (Price to be agreed. Production delay 4/5 weeks)

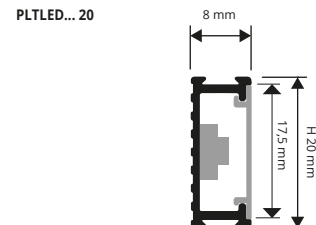
| ANODIZED                 |                            |                          | POLISHED                   |                           |                          | BRUSHED POLISHED                   |                                   |
|--------------------------|----------------------------|--------------------------|----------------------------|---------------------------|--------------------------|------------------------------------|-----------------------------------|
| AO - Anodized Gold alum. | AR - Anodized copper alum. | BO - Polished Gold alum. | BR - Polished copper alum. | BN - Polished black alum. | BOS - Brushed Gold alum. | RS - Brushed Polished copper alum. | NS - Brushed Polished black alum. |

On demand may be realised in other finishes of the colour chart. Contact our customer service for minimal quantity, timing and price.

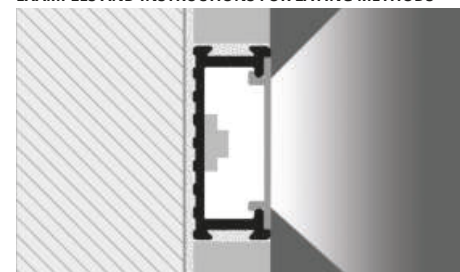
**PROLISTEL LED** is a listel in anodized and polished aluminium equipped with an integrated LED lighting system that can generate a cold, hot and neutral suffused light. It is suitable to decorate the wall coverings in ceramic, mosaic and natural stone. Its particular section and availability in different finishes, make **PROLISTEL LED** a much sought after profile that decorates the wall coverings.

# PROLISTEL LED

ANODIZED AND POLISHED ALUMINIUM



### EXAMPLES AND INSTRUCTIONS FOR LAYING METHODS



1. Choose "PROLISTEL LED" according to the width and desired finish.
2. Cut "PROLISTEL LED" to the desired length and apply the adhesive on the support where the profile will be laid.
3. Press "PROLISTEL LED" into the adhesive.
4. Lay the tiles, aligning them with the profile leaving a 2 mm joint. Remove immediately all remains of adhesive from the surface of the profile.
5. Fill the joints between the profile and the tiles with grout, in order to avoid water stagnation. Remove immediately all the remains of grout from the surface of the profile.

**ANODIZED ALUM. SILVER, POLISHED CHROME ALUMINIUM**  
thermo packed - bar length 2,7 lm - pack. 40 Pcs - 108 lm  
ADAPTOR LED, LED & FLAT NOT INCLUDED

| Article     | H mm | €/lm  | €/Pc  |
|-------------|------|-------|-------|
| PLTLEDAA 20 | 20   | 12,41 | 33,51 |
| PLTLEDBC 20 | 20   | 14,04 | 37,91 |

**ADHESIVE FLEXIBLE LED COIL**  
length 5 lm - pack. 1 ROLL

| Article | €/lm  | €/Pack |
|---------|-------|--------|
| LEDN    | 22,47 | 112,35 |
| LEDF    | 22,47 | 112,35 |
| LEDC    | 22,47 | 112,35 |

### COLOURS

|                            |                            |
|----------------------------|----------------------------|
| AA - Anodized silver alum. | BC - Polished chrome alum. |
|----------------------------|----------------------------|

**POLYCARBONATE FLAT** bar length 2,7 lm - pack. 20 Pc - 54 lm  
(AL = transparent / AO = matt)

| Article | €/lm | €/Pc  |
|---------|------|-------|
| PIAL 17 | 5,16 | 13,93 |
| PIAO 17 | 5,16 | 13,93 |

**END CAPS - R/L** (3 right & 3 left)

| Article      | H mm | €/Pc  |
|--------------|------|-------|
| TPLTLEDAA 20 | 20   | 21,90 |
| TPLTLEDBC 20 | 20   | 21,90 |

**LED ADAPTOR AC/DC 75W - 12V (15 lm)**

| Article  | €/Pc  |
|----------|-------|
| ALL 7512 | 82,27 |

**LED ADAPTOR AC/DC 25W - 12V (5 lm)**

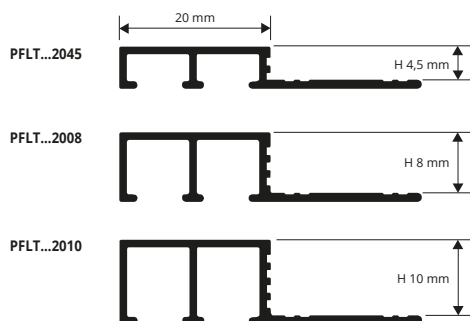
| Article  | €/Pc  |
|----------|-------|
| ALL 2512 | 56,42 |

\* = Production on demand with minimum quantity of 100 pcs. Production delay 4/5 weeks. Price to be agreed

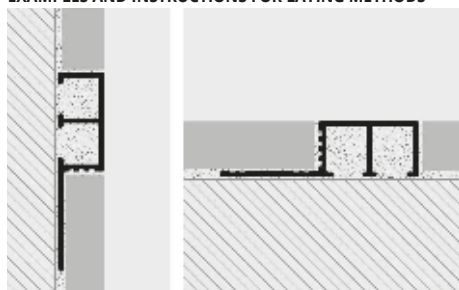
# PROFINLIST 20

ANODIZED, POLISHED, BRUSHED AND TILTEX ALUMINIUM

**PROFINLIST 20** is a listel in anodized, polished, brushed and tiltex aluminium with a flat visible surface, suitable to decorate the wall coverings in ceramic, mosaic and natural stone. Its particular section and availability in different finishes, make **PROFINLIST 20** a much sought after profile. It can be used with the range of PROJOLLY profiles to decorate the wall coverings and to allow an elegant workmanlike application.



### EXAMPLES AND INSTRUCTIONS FOR LAYING METHODS



1. Choose "PROFINLIST 20" according to the width and desired finish.
2. Cut "PROFINLIST 20" to the desired length and apply the adhesive on the support where the profile will be laid.
3. Press the anchoring flange of "PROFINLIST 20" into the adhesive.
4. Lay the tiles, aligning them with the profile leaving a 2 mm joint. Remove immediately all remains of adhesive from the surface of the profile.
5. Fill the joints between the profile and the tiles with grout, in order to avoid water stagnation. Remove immediately all the remains of grout from the surface of the profile.



**ANODIZED ALUMINIUM thermo packed**  
bar length 2,7 lm - pack. 40 Pcs - 108 lm

| Article     | H mm | €/lm | €/Pc    |
|-------------|------|------|---------|
| PFLTAA 2045 | 4,5  | 8,12 | 21,92 * |
| PFLTAA 2008 | 8    | 8,18 | 22,09   |
| PFLTAR 2008 | 8    | 9,72 | 26,24 * |
| PFLTAT 2008 | 8    | 9,72 | 26,24 * |
| PFLTAA 2010 | 10   | 8,38 | 22,63   |
| PFLTAR 2010 | 10   | 9,99 | 26,97 * |
| PFLTAT 2010 | 10   | 9,99 | 26,97 * |

**POLISHED ALUMINIUM thermo packed**  
bar length 2,7 lm - pack. 40 Pcs - 108 lm

| Article     | H mm | €/lm  | €/Pc    |
|-------------|------|-------|---------|
| PFLTBC 2045 | 4,5  | 9,46  | 25,54 * |
| PFLTBO 2045 | 4,5  | 9,84  | 26,57   |
| PFLTBC 2008 | 8    | 10,06 | 27,16   |
| PFLTBR 2008 | 8    | 11,74 | 31,70 * |
| PFLTBT 2008 | 8    | 10,06 | 27,16 * |
| PFLTBC 2010 | 10   | 10,28 | 27,76   |
| PFLTBO 2010 | 10   | 10,46 | 28,24   |
| PFLTBR 2010 | 10   | 12,00 | 32,40 * |
| PFLTBT 2010 | 10   | 10,28 | 27,76 * |

**BRUSHED POLISHED ALUMINIUM thermo packed**  
bar length 2,7 lm - pack. 40 Pcs - 108 lm

| Article     | H mm | €/lm  | €/Pc    |
|-------------|------|-------|---------|
| PFLTBS 2045 | 4,5  | 11,27 | 30,43 * |
| PFLTBS 2008 | 8    | 11,74 | 31,70   |
| PFLTRS 2008 | 8    | 14,42 | 38,93 * |
| PFLTTS 2008 | 8    | 14,42 | 38,93 * |
| PFLTBS 2010 | 10   | 12,00 | 32,40   |
| PFLTRS 2010 | 10   | 14,70 | 39,69 * |
| PFLTTS 2010 | 10   | 14,70 | 39,69 * |
| PFLTBS 2010 | 10   | 14,70 | 39,69   |

**BRUSHED TILTEX ALUMINIUM thermo packed**  
bar length 2,7 lm - pack. 40 Pcs - 108 lm

| Article     | H mm | €/lm  | €/Pc    |
|-------------|------|-------|---------|
| PFLTBX 2008 | 8    | 12,95 | 34,97 * |
| PFLTRX 2008 | 8    | 15,82 | 42,71 * |
| PFLTXX 2008 | 8    | 15,82 | 42,71   |
| PFLTBX 2010 | 10   | 13,14 | 35,48 * |
| PFLTRX 2010 | 10   | 16,16 | 43,63 * |
| PFLTXX 2010 | 10   | 16,16 | 43,63   |



### COLOURS

| ANODIZED             |                                 |
|----------------------|---------------------------------|
|                      | AA - Satin anodized silver alu. |
| POLISHED             |                                 |
|                      | BC - Polished chrome alu.       |
|                      | BO - Polished gold alu.         |
| BRUSHED POLISHED     |                                 |
|                      | BS - Brushed silver alu.        |
|                      | BOS - Brushed gold alu.         |
| ANOD. BRUSHED TILTEX |                                 |
|                      | BX - Silver TILTEX              |

### AVAILABLE MINIMUM QUANTITY 100 PCS

by colour and height (Price to be agreed. Production delay 4/5 weeks)

| ANODIZED                |                                  |
|-------------------------|----------------------------------|
|                         | AR - Anodized copper alu.        |
|                         | AT - Anodized titanium alu.      |
| POLISHED                |                                  |
|                         | BR - Polished copper alu.        |
|                         | BT - Polished titanium alu.      |
| SPAZZ. BRILLANT.        |                                  |
|                         | RS - All. spazz. brill. rame     |
|                         | TS - All. spazz. brill. titanio  |
| ANOD. SPAZZOLATI TILTEX |                                  |
|                         | RX - Brushed tiltex copper alum. |
|                         | TX - Titanium tiltex             |

\* = Production on demand with minimum quantity of 100 pcs. Production delay 4/5 weeks. Price to be agreed



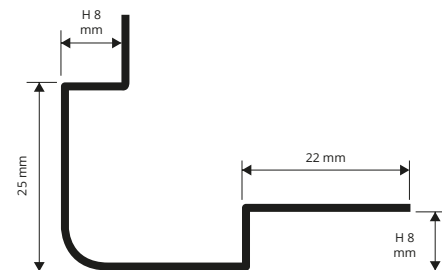
**PROBORD** is a round corner bead profile in polished and brushed stainless steel AISI 304/1.4301-V2A suitable to protect the external corner of wall coverings in ceramic. Its particular section and availability in different finishes, make **PROBORD** a much sought after profile. It can be used with the range of PROLISTEL and PROSHELL profiles to obtain an elegant workmanlike application even in environments subject to high mechanical stresses.

# PROBORD

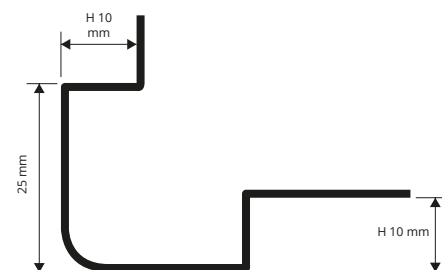
POLISHED AND BRUSHED STAINLESS STEEL  
AISI 304/1.4301-V2A



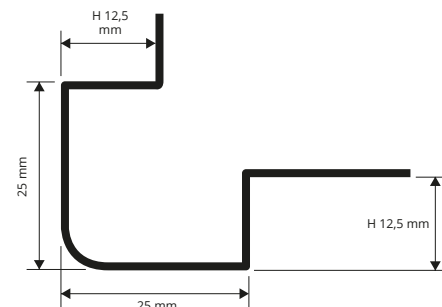
PEBDAC/ACS 08



PEBDAC/ACS 10



PEBDAC/ACS 125



**POLISHED STAINLESS ST. AISI 304/1.4301-V2A with protective film**  
bar length 2,7 lm - pack. 15 Pcs - 40,5 lm - 10/10mm

| Article    | H mm | €/lm  | €/Pc  |
|------------|------|-------|-------|
| PEBDAC 08  | 08   | 19,80 | 53,46 |
| PEBDAC 10  | 10   | 20,56 | 55,51 |
| PEBDAC 125 | 12,5 | 21,08 | 56,92 |

**BRUSHED STAINLESS ST. AISI 304/1.4301-V2A with protective film**  
bar length 2,7 lm - pack. 15 Pcs - 40,5 lm - 10/10mm

| Article     | H mm | €/lm  | €/Pc  |
|-------------|------|-------|-------|
| PEBDACS 08  | 08   | 23,18 | 62,59 |
| PEBDACS 10  | 10   | 23,81 | 64,29 |
| PEBDACS 125 | 12,5 | 24,58 | 66,37 |

### COLOURS



SUITABLE FOR USE IN CONTACT WITH FOODSTUFFS.

### EXAMPLES AND INSTRUCTIONS FOR LAYING METHODS




1. Choose "PROBORD" according to the tile thickness and desired finish.
2. Cut "PROBORD" to the desired length and apply the adhesive on the support where the profile will be laid.
3. Press the anchoring flange of "PROBORD" into the adhesive.
4. Lay the tiles, aligning them with the profile leaving a 2 mm joint. Remove immediately all remains of adhesive from the surface of the profile.
5. Fill the joints between the profile and the tiles with grout, in order to avoid water stagnation. Remove immediately all the remains of grout from the surface of the profile.

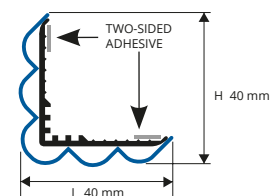
**PROEDGE FLEX** is a corner bead profile in shockproof non-toxic co-extruded colored vinyl resin composed by an internal rigid structure and by a soft external one. The profile is suitably shaped to protect the external corner of wall coverings. Its particular section and the availability in different colours make **PROEDGE FLEX** a much sought after and easy to lay profile that allows a workmanlike application.

# PROEDGE FLEX

SHOCKPROOF NON - TOXIC CO-EXTRUDED  
COLORED VINYL RESIN



PFC... 40/40A



**CO-EXTRUDED PVC - L 40 X 40 mm**  
bar length 2,7 lm - pack. 15 Pcs - 40,5 lm

| Article  | H mm | €/lm | €/Pc  |
|----------|------|------|-------|
| PFC...40 | 40   | 8,32 | 22,46 |

**CO-EXTRUDED PVC WITH ADHESIVE - L 40 X 40 mm**  
bar length 2,7 lm - pack. 15 Pcs - 40,5 lm

| Article   | H mm | €/lm  | €/Pc  |
|-----------|------|-------|-------|
| PFC...40A | 40   | 11,14 | 30,08 |


### COLOURS



AVAILABLE MINIMUM QUANTITY 100 PCS by colour and height (Price to be agreed. Production delay 4/5 weeks)



### EXAMPLES AND INSTRUCTIONS FOR LAYING METHODS



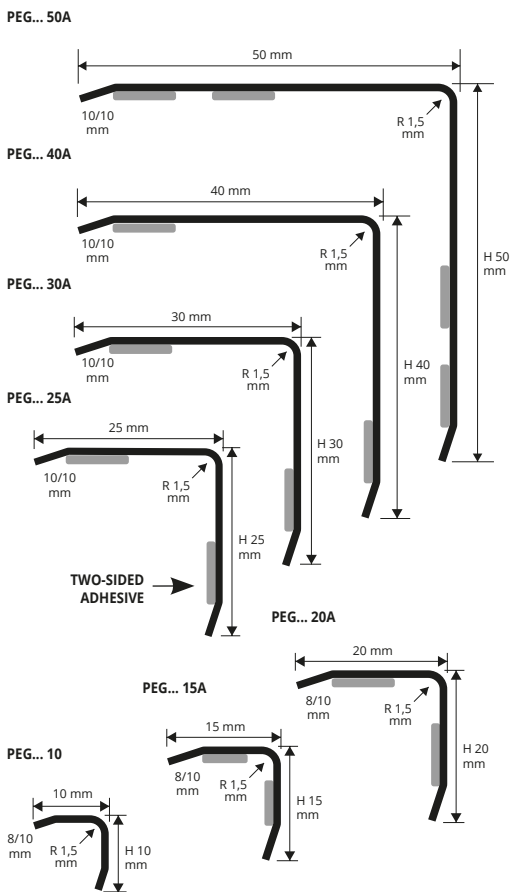
1. Choose "PROEDGE FLEX" according to the desired colour.
2. Cut "PROEDGE FLEX" to the desired length.
3. Remove carefully any remains of oil, fat and dirt from the surface where the profile will be laid.
4. When the surface is perfectly dry, remove the protective film (version with adhesive), place correctly the profile and press it without hitting / apply the silicone on the surface where the profile will be laid (version without adhesive) and press it without hitting.



# PROEDGE AC

POLISHED AND BRUSHED STAINLESS STEEL AISI 304/1.4301-V2A

**PROEDGE AC** is a corner bead profile in polished and brushed stainless steel AISI 304/1.4301-V2A, with a radius of curvature of 1.5 mm, suitably shaped to protect the external corner of wall coverings. Its particular section, the availability in two finishes and different widths make **PROEDGE AC** a much sought-after profile that allows a workmanlike application even in environments subject to high mechanical stresses.



**POLISHED AND BRUSHED STAINLESS STEEL with protective film - bar length 2,7 lm - pack. 81 lm - 8/10 mm**

| Article   | LxH mm  | €/lm | €/Pc  |
|-----------|---------|------|-------|
| PEGAC 10  | 10 x 10 | 6,50 | 17,55 |
| PEGACS 10 | 10 x 10 | 8,34 | 22,52 |

**POLISHED AND BRUSHED STAINLESS STEEL WITH ADHESIVE with protective film - bar length 2,7 lm - pack. 81 lm - 8/10 mm**

| Article    | LxH mm  | €/lm  | €/Pc  |
|------------|---------|-------|-------|
| PEGAC 15A  | 15 x 15 | 9,58  | 25,87 |
| PEGACS 15A | 15 x 15 | 11,43 | 30,86 |
| PEGAC 20A  | 20 x 20 | 10,86 | 29,32 |
| PEGACS 20A | 20 x 20 | 12,72 | 34,34 |

For items without adhesive, write the item without the last A. E.g.: PEGAC 15

**COLOURS**



Suitable for use in contact with foodstuffs.



**POLISHED AND BRUSHED STAINLESS STEEL WITH ADHESIVE with protective film - bar length 2,7 lm - pack. 40,5 lm - 10/10 mm**

| Article    | LxH mm  | €/lm  | €/Pc  |
|------------|---------|-------|-------|
| PEGAC 25A  | 25 x 25 | 12,14 | 32,78 |
| PEGACS 25A | 25 x 25 | 14,04 | 37,91 |
| PEGAC 30A  | 30 x 30 | 17,24 | 46,55 |
| PEGACS 30A | 30 x 30 | 19,50 | 52,65 |

For items without adhesive write the item without the last A. E.g.: PEGAC 10

**POLISHED AND BRUSHED STAINLESS STEEL WITH ADHESIVE with protective film - bar length 2,7 lm - pack. 27 lm - 10/10 mm**

| Article    | LxH mm  | €/lm  | €/Pc  |
|------------|---------|-------|-------|
| PEGAC 40A  | 40 x 40 | 21,84 | 58,97 |
| PEGACS 40A | 40 x 40 | 24,74 | 66,80 |
| PEGAC 50A  | 50 x 50 | 25,41 | 68,61 |
| PEGACS 50A | 50 x 50 | 27,46 | 74,14 |

For items without adhesive, write the item without the last A. E.g.: PEGAC 40

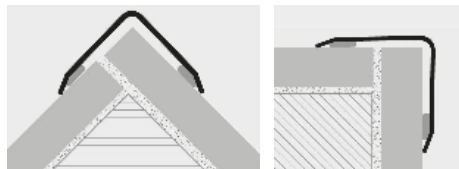
PEG... 40A / 50A on demand with thickness 12/10. Quantity, timing and prices to be agreed.

# PROEDGE OT

POLISHED AND CHROMED BRASS

**PROEDGE OT** is a corner bead profile in polished and chromed brass, with a radius of curvature of 1.5 mm, suitably shaped to protect the external corner of wall coverings. Its particular section, the availability in two finishes and different widths make **PROEDGE OT** a much sought-after profile that allows an elegant workmanlike application.

**EXAMPLES AND INSTRUCTIONS FOR LAYING METHODS**



1. Choose "PROEDGE OT" according to the desired finish and width.
2. Cut "PROEDGE OT" to the desired length.
3. Remove carefully any remains of oil, fat and dirt from the surface where the profile will be laid.
4. When the surface is perfectly dry, remove the protective film, place correctly the profile and press it without hitting / apply the silicone on the surface where the profile will be laid (version without adhesive) and press it without hitting.

**COLOURS**



**POLISHED AND CHROMED BRASS bar length 2,7 lm - pack. 54 lm - 8/10 mm**

| Article  | LxH mm  | €/lm  | €/Pc  |
|----------|---------|-------|-------|
| PEGOL 10 | 10 x 10 | 11,38 | 30,73 |
| PEGOC 10 | 10 x 10 | 16,15 | 43,60 |

**POLISHED AND CHROMED BRASS WITH ADHESIVE bar length 2,7 lm - pack. 54 lm - 8/10 mm**

| Article   | LxH mm  | €/lm  | €/Pc  |
|-----------|---------|-------|-------|
| PEGOL 15A | 15 x 15 | 13,00 | 35,10 |
| PEGOC 15A | 15 x 15 | 19,32 | 52,16 |
| PEGOL 20A | 20 x 20 | 16,65 | 44,95 |
| PEGOC 20A | 20 x 20 | 23,82 | 64,31 |
| PEGOC 25A | 25 x 25 | 27,17 | 73,36 |
| PEGOC 30A | 30 x 30 | 31,67 | 85,51 |

For items without adhesive, write the item without the last A. E.g.: PEGOL 15



**POLISHED BRASS WITH ADHESIVE bar length 2,7 lm - pack. 27 lm - 10/10 mm**

| Article   | LxH mm  | €/lm  | €/Pc  |
|-----------|---------|-------|-------|
| PEGOL 25A | 25 x 25 | 17,57 | 17,57 |
| PEGOL 30A | 30 x 30 | 23,88 | 64,48 |

**POLISHED BRASS WITH ADHESIVE bar length 2,7 lm - pack. 27 lm - 12/10 mm**

| Article   | LxH mm  | €/lm  | €/Pc   |
|-----------|---------|-------|--------|
| PEGOL 40A | 40 x 40 | 30,21 | 81,57  |
| PEGOL 50A | 50 x 50 | 38,63 | 104,30 |

PEG... 40A / 50A on demand with thickness 12/10. Quantity, timing and prices to be agreed.

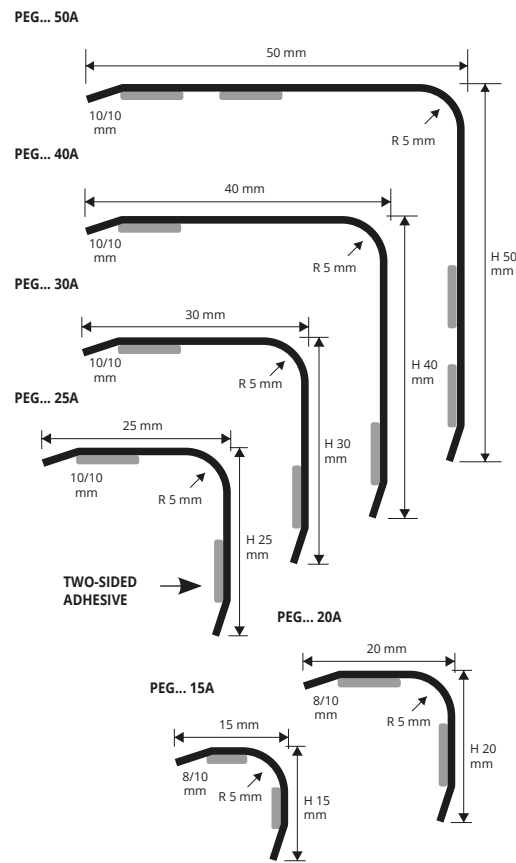
For items without adhesive, write the item without the last A. E.g.: PEGOL 40

\* = Production on demand with minimum quantity of 100 pcs. Production delay 4/5 weeks. Price to be agreed

**PROEDGE R AC** is a corner bead profile in polished and brushed stainless steel AISI 304/1.4301-V2A, with a radius of curvature of 5 mm, suitably shaped to protect the external corner of wall coverings. Its particular section, the availability in two finishes and different widths make **PROEDGE R AC** a much sought-after profile that allows a workmanlike application even in environments subject to high mechanical stresses.

# PROEDGE R AC

POLISHED AND BRUSHED STAINLESS STEEL AISI 304/1.4301-V2A



**POLISHED AND BRUSHED STAINLESS STEEL WITH ADHESIVE**  
with protective film - bar length 2,7 lm - pack. 81 lm - 8/10 mm

| Article     | LxH mm  | €/lm  | €/Pc    |
|-------------|---------|-------|---------|
| PEGRAC 15A  | 15 x 15 | 9,58  | 25,87 * |
| PEGRACS 15A | 15 x 15 | 11,43 | 30,86 * |
| PEGRAC 20A  | 20 x 20 | 10,86 | 29,32 * |
| PEGRACS 20A | 20 x 20 | 12,72 | 34,34 * |

**POLISHED AND BRUSHED STAINLESS STEEL WITH ADHESIVE**  
with protective film - bar length 2,7 lm - pack. 27 lm - 10/10 mm

| Article     | LxH mm  | €/lm  | €/Pc    |
|-------------|---------|-------|---------|
| PEGRAC 40A  | 40 x 40 | 21,84 | 58,97 * |
| PEGRACS 40A | 40 x 40 | 24,74 | 66,80 * |
| PEGRAC 50A  | 50 x 50 | 25,41 | 68,61 * |
| PEGRACS 50A | 50 x 50 | 27,46 | 74,14 * |

PEGR... 40A / 50A on demand with thickness 12/10.  
Quantity, timing and prices to be agreed.

For items without adhesive, write the item without the last A.  
E.g.: PEGRAC 40

**POLISHED AND BRUSHED STAINLESS STEEL WITH ADHESIVE**  
with protective film - bar length 2,7 lm - pack. 40,5 lm - 10/10 mm

| Article     | LxH mm  | €/lm  | €/Pc    |
|-------------|---------|-------|---------|
| PEGRAC 25A  | 25 x 25 | 12,14 | 32,78 * |
| PEGRACS 25A | 25 x 25 | 14,04 | 37,91 * |
| PEGRAC 30A  | 30 x 30 | 17,24 | 46,55 * |
| PEGRACS 30A | 30 x 30 | 19,50 | 52,65 * |

For items without adhesive write the item without the last A.  
E.g.: PEGRAC 15

Suitable for use in contact with foodstuffs.


### COLOURS



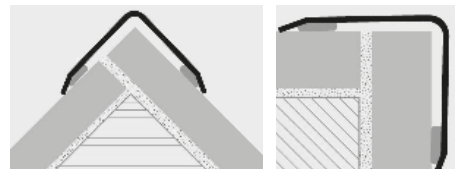
**PROEDGE R OT** is a corner bead profile in polished and chromed brass, with a radius of curvature of 5 mm, suitably shaped to protect the external corner of wall coverings. Its particular section, the availability in two finishes and different widths make **PROEDGE R OT** a much sought-after profile that allows an elegant workmanlike application.

# PROEDGE R OT

POLISHED AND CHROMED BRASS



### EXAMPLES AND INSTRUCTIONS FOR LAYING METHODS



1. Choose "PROEDGE R OT" according to the desired finish and width.
2. Cut "PROEDGE R OT" to the desired length.
3. Remove carefully any remains of oil, fat and dirt from the surface where the profile will be laid.
4. When the surface is perfectly dry, remove the protective film, place correctly the profile and press it without hitting / apply the silicone on the surface where the profile will be laid (version without adhesive) and press it without hitting.

**CHROMED BRASS WITH ADHESIVE**  
thermo packed - bar length 2,7 lm - pack. 54 lm

| Article    | LxH mm  | €/lm  | €/Pc    |
|------------|---------|-------|---------|
| PEGROC 15A | 15 x 15 | 19,32 | 52,16 * |
| PEGROC 20A | 20 x 20 | 23,82 | 64,31 * |
| PEGROC 25A | 25 x 25 | 27,17 | 73,36 * |
| PEGROC 30A | 30 x 30 | 31,67 | 85,51 * |



**POLISHED BRASS WITH ADHESIVE**  
bar length 2,7 lm - pack. 27 lm - 10/10 mm

| Article    | LxH mm  | €/lm  | €/Pc    |
|------------|---------|-------|---------|
| PEGROL 25A | 25 x 25 | 16,78 | 45,31 * |
| PEGROL 30A | 30 x 30 | 22,79 | 61,53 * |



**POLISHED BRASS WITH ADHESIVE**  
bar length 2,7 lm - pack. 54 lm - 8/10 mm

| Article    | LxH mm  | €/lm  | €/Pc    |
|------------|---------|-------|---------|
| PEGROL 15A | 15 x 15 | 13,00 | 35,10 * |
| PEGROL 20A | 20 x 20 | 16,65 | 44,95 * |



**POLISHED BRASS WITH ADHESIVE**  
bar length 2,7 lm - pack. 27 lm - 12/10 mm

| Article    | LxH mm  | €/lm  | €/Pc     |
|------------|---------|-------|----------|
| PEGROL 40A | 40 x 40 | 30,21 | 81,57 *  |
| PEGROL 50A | 50 x 50 | 38,63 | 104,30 * |



### COLOURS



For items without adhesive, write the item without the last A.  
E.g.: PEGROL 15

PEGR... 40A / 50A on demand with thickness 12/10.  
Quantity, timing and prices to be agreed.

For items without adhesive, write the item without the last A.  
E.g.: PEGROL 25

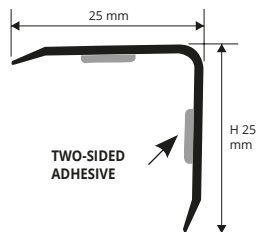
\* = Production on demand with minimum quantity of 100 pcs. Production delay 4/5 weeks. Price to be agreed

# PROEDGE AL

**PROEDGE AL** is a corner bead profile in anodized and varnished aluminium suitably shaped to protect the external corner of wall coverings. Its particular section and the availability in four different finishes make **PROEDGE AL** a much sought-after profile that allows a workmanlike application.

ANODIZED AND VARNISHED ALUMINIUM

PEG... 25A  
PEGA 25-01A



**EXAMPLES AND INSTRUCTIONS FOR LAYING METHODS**



1. Choose "PROEDGE AL" according to the desired finish and width.
2. Cut "PROEDGE AL" to the desired length.
3. Remove carefully any remains of oil, fat and dirt from the surface where the profile will be laid.
4. When the surface is perfectly dry, remove the protective film, place correctly the profile and press it without hitting / apply the silicone on the surface where the profile will be laid (version without adhesive) and press it without hitting.



**ANODIZED ALUM.** (gold, silver and bronze) **WITH ADHESIVE**  
thermo packed - bar length 2,7 lm - pack. 30 Pcs - 81 lm

| Article   | LxH mm  | €/lm | €/Pc  |
|-----------|---------|------|-------|
| PEGAO 25A | 25 x 25 | 7,10 | 19,17 |
| PEGAA 25A | 25 x 25 | 7,10 | 19,17 |
| PEGAB 25A | 25 x 25 | 7,10 | 19,17 |

For items without adhesive, write the article without the last A.  
E.g.: PEGAO 25

**WHITE VARNISHED ALUMINIUM - WITH ADHESIVE**  
thermo packed - bar length 2,7 lm - pack. 30 Pcs - 81 lm

| Article     | LxH mm  | €/lm | €/Pc  |
|-------------|---------|------|-------|
| PEGA 25-01A | 25 x 25 | 8,85 | 23,89 |

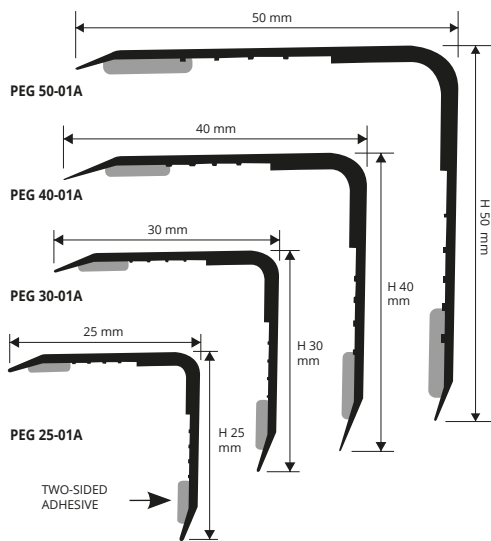
**COLOURS**

| ANODIZED                   |                            |                         |
|----------------------------|----------------------------|-------------------------|
|                            |                            |                         |
| AO - Anodized gold alum.   | AA - Anodized silver alum. | AB - Anod. bronze alum. |
|                            |                            |                         |
| 01 - White varnished alum. |                            |                         |

# PROEDGE PVC

**PROEDGE PVC** is a corner bead profile in shockproof non-toxic co-extruded white vinyl resin suitably shaped to protect the external corner of wall coverings. Its particular section and the availability in four different widths make **PROEDGE PVC** a much sought-after profile that allows a workmanlike application.

SHOCKPROOF NON - TOXIC CO-EXTRUDED  
WHITE VINYL RESIN



**SHOCKPROOF VINYL RESIN WITH ADHESIVE**  
bar length 2,7 lm - pack. 30 Pcs - 81 lm

| Article    | LxH mm  | €/lm | €/Pc  |
|------------|---------|------|-------|
| PEG 25-01A | 25 x 25 | 6,00 | 16,20 |
| PEG 30-01A | 30 x 30 | 6,79 | 18,33 |

**SHOCKPROOF VINYL RESIN WITH ADHESIVE**  
bar length 2,7 lm - pack. 15 Pcs - 40,5 lm

| Article    | LxH mm  | €/lm | €/Pc  |
|------------|---------|------|-------|
| PEG 40-01A | 40 x 40 | 7,58 | 20,47 |
| PEG 50-01A | 50 x 50 | 8,39 | 22,65 |


**SHOCKPROOF VINYL RESIN WITHOUT ADHESIVE**  
bar length 2,7 lm - pack. 30 Pcs - 81 lm

| Article   | LxH mm  | €/lm | €/Pc  |
|-----------|---------|------|-------|
| PEG 25-01 | 25 x 25 | 4,09 | 11,04 |
| PEG 30-01 | 30 x 30 | 4,89 | 13,20 |

**SHOCKPROOF VINYL RESIN WITHOUT ADHESIVE**  
bar length 2,7 lm - pack. 15 Pcs - 40,5 lm

| Article   | LxH mm  | €/lm | €/Pc  |
|-----------|---------|------|-------|
| PEG 40-01 | 40 x 40 | 5,68 | 15,34 |
| PEG 50-01 | 50 x 50 | 6,49 | 17,52 |

**EXAMPLES AND INSTRUCTIONS FOR LAYING METHODS**



1. Choose "PROEDGE PVC" according to the desired width.
2. Cut "PROEDGE PVC" to the desired length.
3. Remove carefully any remains of oil, fat and dirt from the surface where the profile will be laid.
4. When the surface is perfectly dry, remove the protective film, place correctly the profile and press it without hitting / apply the silicone on the surface where the profile will be laid (version without adhesive) and press it without hitting.

**COLOURS**

|            |
|------------|
|            |
| 01 - White |

**FOR OTHER COLORS MINIMUM  
ORDER 400 pcs**



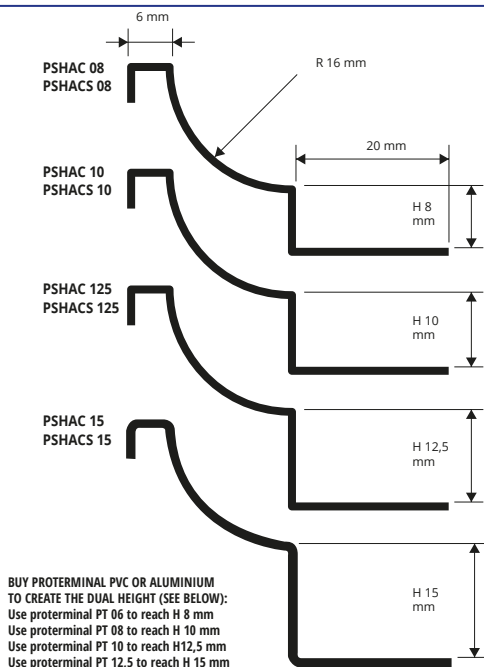


# PROSHELL

POLISHED AND BRUSHED STAINLESS STEEL AISI 304/1.4301-V2A

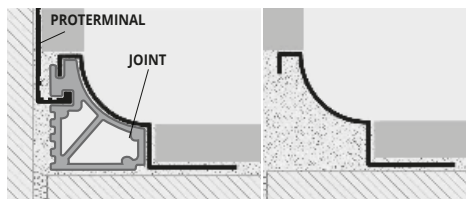
**PROSHELL** is a cove-shaped profile in polished and brushed stainless steel AISI 304/1.4301-V2A particularly suitable to ensure cleanliness and hygiene in every kind of environment where high resistance to mechanical and chemical stresses are required. Its particular section and the availability in two finishes, four heights and special pieces, such as internal and external corners, end caps and junctions, make **PROSHELL** a much sought-after profile that allows a workmanlike application even in environments subject to high mechanical stresses.

Internal seal hygienic profiles



BUY PROTERMINAL PVC OR ALUMINIUM TO CREATE THE DUAL HEIGHT (SEE BELOW):  
 Use proterminal PT 06 to reach H 8 mm  
 Use proterminal PT 08 to reach H 10 mm  
 Use proterminal PT 10 to reach H 12,5 mm  
 Use proterminal PT 12,5 to reach H 15 mm

EXAMPLES FOR LAYING



POLISHED STAINLESS STEEL AISI 304/1.4301-V2A with protective film - bar length 2,7 lm - pack. 20 Pcs - 54 lm - 10/10 mm

| Article   | H mm | €/lm  | €/Pc  |
|-----------|------|-------|-------|
| PSHAC 08  | 8    | 17,24 | 46,55 |
| PSHAC 10  | 10   | 18,13 | 48,95 |
| PSHAC 125 | 12,5 | 19,30 | 52,11 |
| PSHAC 15  | 15   | 20,31 | 54,84 |



BRUSHED STAINLESS STEEL AISI 304/1.4301-V2A with protective film - bar length 2,7 lm - pack. 20 Pcs - 54 lm - 10/10 mm

| Article    | H mm | €/lm  | €/Pc  |
|------------|------|-------|-------|
| PSHACS 08  | 8    | 19,16 | 51,73 |
| PSHACS 10  | 10   | 20,13 | 54,35 |
| PSHACS 125 | 12,5 | 20,56 | 55,51 |
| PSHACS 15  | 15   | 21,84 | 58,97 |

Suitable for use in contact with foodstuffs.

INSTRUCTIONS FOR LAYING


1. Choose "PROSHELL" according to the tile thickness and desired finish. (\*) 2. Cut "PROSHELL" to the desired length and apply the adhesive on the support where the profile will be laid. 3. Press the anchoring flange of "PROSHELL" into the adhesive. 4. Lay the tiles on floor and wall aligning them with the profile leaving a 2 mm joint. Remove immediately all remains of adhesive from the surface of the profile. 5. Fill the joints between the profile and the tiles with grout, in order to avoid water stagnation. Remove immediately all the remains of grout from the surface of the profile. (\*) to obtain double height, use the joint of the same size as the selected profile and choose the PROTERMINAL PVC or ALUMINIUM according to the required thickness, see INSTRUCTIONS FOR LAYING.

COLOURS



## PREWELDED CORNER, CAPS and THREE-WAYS JOINTS

POLISHED AND BRUSHED STAINLESS STEEL



PREWELDED CORNER - POLISHED STAINLESS STEEL

L 100 mm - pack. 10 Pcs

| Article    | H mm      | €/Pc. | €/Pack |
|------------|-----------|-------|--------|
| RPI .../10 | 08/10/125 | 21,86 | 218,60 |
| RPI 15/10  | 15        | 23,19 | 231,90 |
| RPE .../10 | 08/10/125 | 21,86 | 218,60 |
| RPE 15/10  | 15        | 23,19 | 231,90 |
| RPT .../10 | 08/10/125 | 28,97 | 289,70 |
| RPT 15/10  | 15        | 30,18 | 301,80 |

Specify height of joint: E.g.: RPI 8 for H 8 mm.

PREWELDED CORNER - BRUSHED STAINLESS STEEL

L 100 mm - pack. 10 Pcs

| Article     | H mm      | €/Pc. | €/Pack |
|-------------|-----------|-------|--------|
| RPIS .../10 | 08/10/125 | 23,47 | 234,70 |
| RPIS 15/10  | 15        | 24,69 | 246,90 |
| RPEs .../10 | 08/10/125 | 23,47 | 234,70 |
| RPEs 15/10  | 15        | 24,69 | 246,90 |
| RPTS .../10 | 08/10/125 | 30,18 | 301,80 |
| RPTS 15/10  | 15        | 31,92 | 319,20 |

Specify height of joint: E.g.: RPIS 8 for H 8 mm.



OVERLAPPING JOINTS

POLISHED AISI 316/.4404 V4A STAINLESS STEEL - pack. 10 Pcs

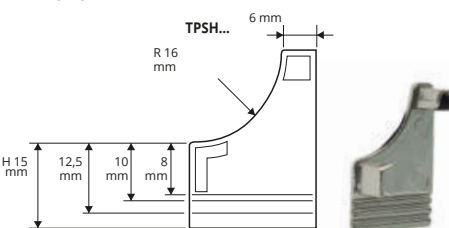
| Article      | €/Pc. | €/Pack |
|--------------|-------|--------|
| ⊕ RPSIACM/10 | 8,81  | 88,10  |
| ⊕ RPSEACM/10 | 8,81  | 88,10  |
| ⊕ RPSTACM/10 | 8,81  | 88,10  |
| ⊕ GPSACM/10  | 4,05  | 40,50  |
| ⊕ TPSACM/10  | 4,05  | 40,50  |

OVERLAPPING JOINTS

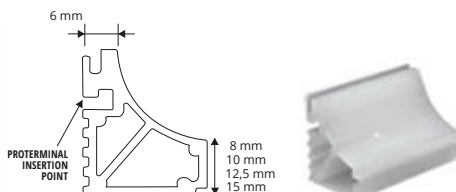
BRUSHED AISI 316/.4404 V4A STAINLESS STEEL - pack. 10 Pcs

| Article       | €/Pc. | €/Pack |
|---------------|-------|--------|
| ⊕ RPSIACMS/10 | 9,25  | 92,50  |
| ⊕ RPSEACMS/10 | 9,25  | 92,50  |
| ⊕ RPSTACMS/10 | 9,25  | 92,50  |
| ⊕ GPSACMS/10  | 4,24  | 42,40  |
| ⊕ TPSACMS/10  | 4,24  | 42,40  |

END CAPS



JOINT GISHN...



CAPS AND JOINTS IN RIGID GREY PLASTIC

pack. 10 Pcs

| Article        | €/Pc. | €/Pack |
|----------------|-------|--------|
| TPSHAC/10      | 4,70  | 47,00  |
| TPSHACS/10     | 4,70  | 47,00  |
| ⊕ GISHN 08/10  | 4,03  | 40,30  |
| ⊕ GISHN 10/10  | 4,42  | 44,20  |
| ⊕ GISHN 125/10 | 4,84  | 48,40  |
| ⊕ GISHN 15/10  | 5,31  | 53,10  |



**PROSHELL** is a cove-shaped profile in polished and brushed stainless steel AISI 316L/1.4404-V4A particularly suitable to ensure cleanliness and hygiene in every kind of environment where high resistance to mechanical and chemical stresses are required. Its particular section and the availability in two finishes, four heights and special pieces, such as internal and external corners, end caps and junctions, make **PROSHELL** a much sought-after profile that allows a workmanlike application even in environments subject to high mechanical stresses.

# PROSHELL

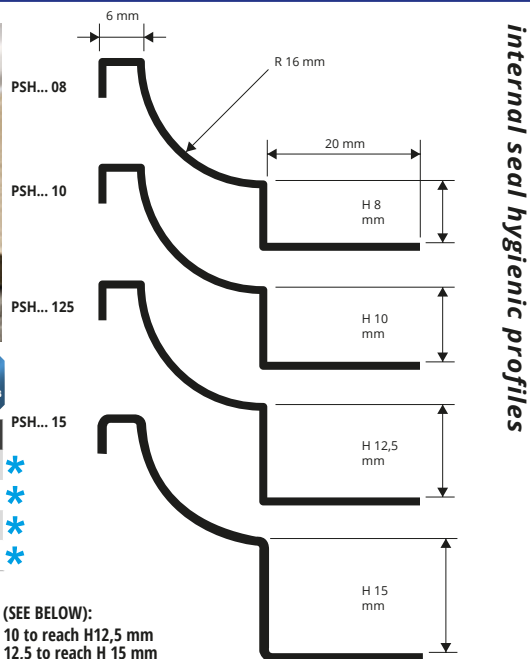
POLISHED AND BRUSHED STAINLESS STEEL AISI 316L/1.4404-V4A



**POLISHED STAINLESS STEEL AISI 316L/1.4404-V4A with protective film**  
- bar length 2,7 lm - pack. 20 Pcs - 54 lm - 10/10 mm



**BRUSHED STAINLESS STEEL AISI 316L/1.4404-V4A with protective film**  
- bar length 2,7 lm - pack. 20 Pcs - 54 lm - 10/10 mm



internal seal hygienic profiles

| Article    | H mm | €/lm  | €/Pc  |
|------------|------|-------|-------|
| PSHACM 08  | 8    | 22,41 | 60,51 |
| PSHACM 10  | 10   | 23,58 | 63,67 |
| PSHACM 125 | 12,5 | 25,08 | 67,72 |
| PSHACM 15  | 15   | 26,41 | 71,31 |

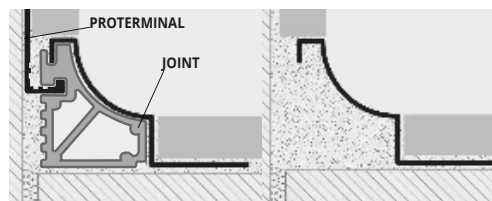
| Article     | H mm | €/lm  | €/Pc  |
|-------------|------|-------|-------|
| PSHACMS 08  | 8    | 24,91 | 67,26 |
| PSHACMS 10  | 10   | 26,17 | 70,66 |
| PSHACMS 125 | 12,5 | 26,73 | 72,17 |
| PSHACMS 15  | 15   | 28,40 | 76,68 |

Suitable for use in contact with foodstuffs.

BUY PROTERMINAL PVC OR ALUMINIUM TO CREATE THE DUAL HEIGHT (SEE BELOW):  
Use proterminal PT 06 to reach H 8 mm      Use proterminal PT 10 to reach H12,5 mm  
Use proterminal PT 08 to reach H 10 mm      Use proterminal PT 12,5 to reach H 15 mm

**EXAMPLES AND INSTRUCTIONS FOR LAYING**

1. Choose "PROSHELL" according to the tile thickness and desired finish. (\*) 2. Cut "PROSHELL" to the desired length and apply the adhesive on the support where the profile will be laid. 3. Press the anchoring flange of "PROSHELL" into the adhesive. 4. Lay the tiles on floor and wall aligning them with the profile leaving a 2 mm joint. Remove immediately all remains of adhesive from the surface of the profile. 5. Fill the joints between the profile and the tiles with grout, in order to avoid water stagnation. Remove immediately all the remains of grout from the surface of the profile. (\*) to obtain double height, use the joint of the same size as the selected profile and choose the PROTERMINAL PVC or ALUMINIUM according to the required thickness, see INSTRUCTIONS FOR LAYING.



**COLOURS**



ACM - Polished stainless steel AISI 316L/1.4404-V4A      ACMS - Brushed stainless steel AISI 316L/1.4404-V4A

## PREWELDED CORNER, CAPS and THREE-WAYS JOINTS

POLISHED AND BRUSHED STAINLESS STEEL

**PREWELDED CORNER - POLISHED STAINLESS STEEL**  
L 100 mm - pack. 10 Pcs

| Article       | H mm      | €/Pc. | €/Pack |
|---------------|-----------|-------|--------|
| RPIACM .../10 | 08/10/125 | 28,42 | 284,20 |
| RPIACM 15/10  | 15        | 30,17 | 301,70 |
| RPEACM .../10 | 08/10/125 | 28,42 | 284,20 |
| RPEACM 15/10  | 15        | 30,17 | 301,70 |
| RPTACM .../10 | 08/10/125 | 37,72 | 377,20 |
| RPTACM 15/10  | 15        | 39,23 | 392,30 |


Specify height of joint: E.g.: RPI 8 for H 8 mm.

**PREWELDED CORNER - BRUSHED STAINLESS STEEL**  
L 100 mm - pack. 10 Pcs

| Article         | H mm      | €/Pc. | €/Pack |
|-----------------|-----------|-------|--------|
| RPIACMS .../10  | 08/10/125 | 30,50 | 305,00 |
| RPISACMS 15/10  | 15        | 32,10 | 321,00 |
| RPESACMS .../10 | 08/10/125 | 30,50 | 305,00 |
| RPESACMS 15/10  | 15        | 32,10 | 321,00 |
| RPTSACMS .../10 | 08/10/125 | 39,23 | 392,30 |
| RPTSACMS 15/10  | 15        | 41,49 | 414,90 |

Specify height of joint: E.g.: RPIS 8 for H 8 mm.

**INTERNAL CORNER      EXTERNAL CORNER      THREE WAYS CORNER**



**OVERLAPPING JOINTS**  
POLISHED AISI 316/1.4404 V4A STAINLESS STEEL - pack. 10 Pcs



| Article    | €/Pc. | €/Pack |
|------------|-------|--------|
| RPSIACM/10 | 8,81  | 88,10  |
| RPSEACM/10 | 8,81  | 88,10  |
| RPSTACM/10 | 8,81  | 88,10  |
| GPSACM/10  | 4,05  | 40,50  |
| TPSACM/10  | 4,05  | 40,50  |

**OVERLAPPING JOINTS**  
BRUSHED AISI 316/1.4404 V4A STAINLESS STEEL - pack. 10 Pcs

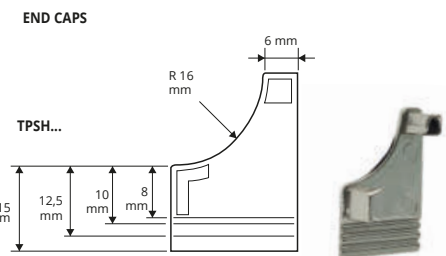
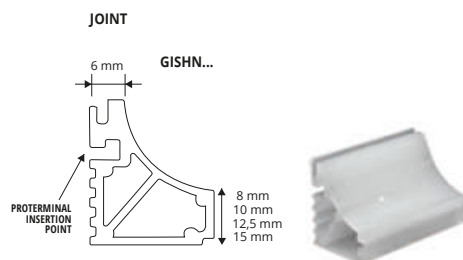


| Article     | €/Pc. | €/Pack |
|-------------|-------|--------|
| RPSIACMS/10 | 9,25  | 92,50  |
| RPSEACMS/10 | 9,25  | 92,50  |
| RPSTACMS/10 | 9,25  | 92,50  |
| GPSACMS/10  | 4,24  | 42,40  |
| TPSACMS/10  | 4,24  | 42,40  |



**CAPS AND JOINTS IN RIGID GREY PLASTIC**  
pack. 10 Pcs

| Article      | €/Pc. | €/Pack |
|--------------|-------|--------|
| TPSHAC/10    | 4,70  | 47,00  |
| TPSHACS/10   | 4,70  | 47,00  |
| GISHN 08/10  | 4,03  | 40,30  |
| GISHN 10/10  | 4,42  | 44,20  |
| GISHN 125/10 | 4,84  | 48,40  |
| GISHN 15/10  | 5,31  | 53,10  |



\*\* = Production on demand with minimum quantity of 20 pcs. Production delay 4/5 weeks. Price to be agreed

\* = Production on demand with minimum quantity of 200 pcs. Production delay 4/5 weeks. Price to be agreed

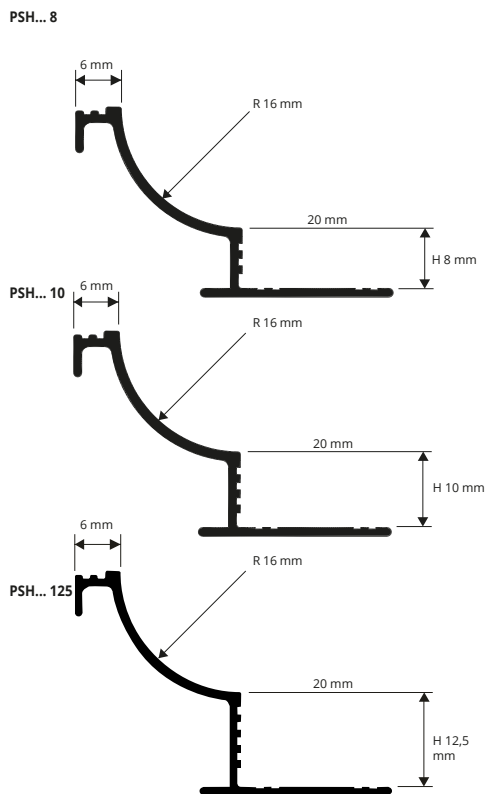
News 2023



# PROSHELL ALL

ANODIZED, POLISHED AND VARNISHED ALUMINIUM

**PROSHELL ALL** is a cove-shaped profile in anodized, polished and varnished aluminium particularly suitable to ensure cleanliness and hygiene in indoors environment where good resistance to mechanical and chemical stresses are required. Its particular section and the availability in three finishes, three heights and special pieces, such as internal and external corners, end caps and junctions, make **PROSHELL ALL** a much sought-after profile that allows a workmanlike application.



BUY PROTERMINAL PVC OR ALUMINIUM TO CREATE THE DUAL HEIGHT (SEE NEXT PIC):  
 Use proterminal PT 08 to reach H 10 mm  
 Use proterminal PT 10 to reach H 12,5 mm  
 Use proterminal PT 12,5 to reach H 15 mm




**ANODIZED SILVER ALUMINIUM thermo packed**  
 bar length 2,7 lm - pack. 20 Pcs - 54 lm

| Article   | H mm | €/lm  | €/Pc  |
|-----------|------|-------|-------|
| PSHAA 08  | 8    | 10,72 | 28,94 |
| PSHAA 10  | 10   | 10,84 | 29,27 |
| PSHAA 125 | 12,5 | 11,03 | 29,78 |

**VARNISHED WHITE ALUMINIUM thermo packed**  
 bar length 2,7 lm - pack. 20 Pcs - 54 lm

| Article     | H mm | €/lm  | €/Pc  |
|-------------|------|-------|-------|
| PSHA 08-01  | 8    | 12,66 | 34,18 |
| PSHA 10-01  | 10   | 12,79 | 34,53 |
| PSHA 125-01 | 12,5 | 14,90 | 40,23 |



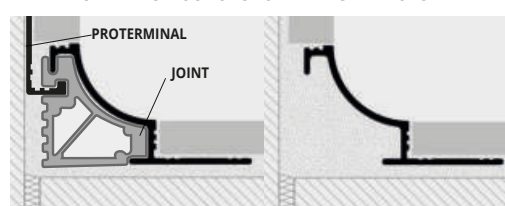
**POLISHED CHROME ALUMINIUM thermo packed**  
 bar length 2,7 lm - pack. 20 Pcs - 54 lm

| Article   | H mm | €/lm  | €/Pc  |
|-----------|------|-------|-------|
| PSHBC 08  | 8    | 14,89 | 40,20 |
| PSHBC 10  | 10   | 15,15 | 40,91 |
| PSHBC 125 | 12,5 | 15,48 | 41,80 |

**COLOURS**



**EXAMPLES AND INSTRUCTIONS FOR LAYING METHODS**



1. Choose "PROSHELL ALL" according to the tile thickness and desired finish. 2. Cut "PROSHELL ALL" to the desired length and apply the adhesive on the support where the profile will be laid. 3. Press the anchoring flange of "PROSHELL ALL" into the adhesive. 4. Lay the tiles on floor and wall aligning them with the profile leaving a 2 mm joint. Remove immediately all remains of adhesive from the surface of the profile. 5. Fill the joints between the profile and the tiles with grout, in order to avoid water stagnation. Remove immediately all the remains of grout from the surface of the profile. (\*) to obtain double height, use the joint of the same size as the selected profile and choose the PROTERMINAL PVC or ALUMINIUM according to the required thickness, see INSTRUCTIONS FOR LAYING.

## CORNERS, END CAPS and JOINTS

SILVER ANODIZED, POLISHED CHROME AND VARNISHED WHITE ALUMINIUM / PLASTIC

\* accessories of the on demand profiles are also on demand



**EXTERNAL/INTERNAL CORNER - ANODIZED SILVER ALUMINIUM**

| Article         | H mm      | €/Pack 10 Pcs | €/Pack 2 Pcs |
|-----------------|-----------|---------------|--------------|
| RPSHIAA .../... | 08/10/125 | 188,02        | 41,37        |
| RPSHEAA .../... | 08/10/125 | 188,02        | 41,37        |

**EXTERNAL/INTERNAL CORNER POLISHED CHROME ALUMINIUM**

| Article         | H mm      | €/Pack 10 Pcs | €/Pack 2 Pcs |
|-----------------|-----------|---------------|--------------|
| RPSHIBC .../... | 08/10/125 | 224,67        | 49,42        |
| RPSHEBC .../... | 08/10/125 | 224,67        | 49,42        |

**EXTERNAL/INTERNAL CORNER VARNISHED WHITE ALUMINIUM**

| Article           | H mm      | €/Pack 10 Pcs | €/Pack 2 Pcs |
|-------------------|-----------|---------------|--------------|
| RPSHIA ...-01/... | 08/10/125 | 235,06        | 51,72        |
| RPSHEA ...-01/... | 08/10/125 | 235,06        | 51,72        |

**CAPS - ANODIZED SILVER ALUMINIUM/POLISHED CHROME/VARNISHED WHITE ALUM.**  
 pack. 10 Pcs (5 right and 5 left) - pack. 2 Pcs (1 right and 1 left)

| Article        | H mm | €/Pack 10 Pcs | €/Pack 2 Pcs |
|----------------|------|---------------|--------------|
| TPSHAA 08/...  | 8    | 117,02        | 25,74        |
| TPSHBC 08/...  | 8    | 146,32        | 32,18        |
| TPSHA 08/...   | 8    | 154,05        | 33,90        |
| TPSHAA 10/...  | 10   | 117,02        | 25,74        |
| TPSHBC 10/...  | 10   | 146,32        | 32,18        |
| TPSHA 10/...   | 10   | 154,05        | 33,90        |
| TPSHAA 125/... | 12,5 | 117,02        | 25,74        |
| TPSHBC 125/... | 12,5 | 146,32        | 32,18        |
| TPSHA 125/...  | 12,5 | 147,05        | 32,37        |

Choose the desired packaging. E.g.: TPSH...-01/5 (Pack 10 Pcs)  
 TPSH...-01/1 (Pack 2 Pcs)

INTERNAL CORNER  
RPSHI.../...

EXTERNAL CORNER  
RPSHE.../...



END CAP  
TPSH.../...

JOINT  
GISHN.../...



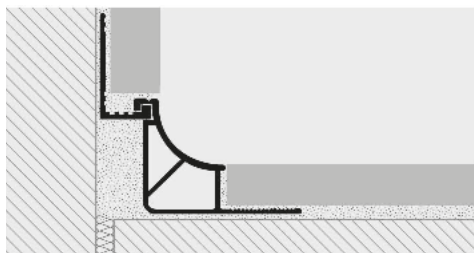
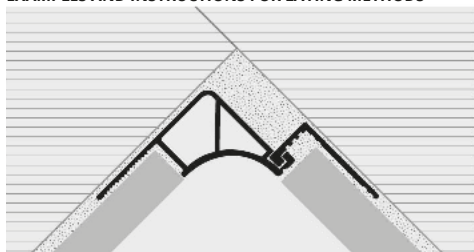
**PROSGUSCIO DA** is a cove-shaped profile in shockproof non - toxic coloured vinyl resin particularly suitable to ensure cleanliness and hygiene in public and industrial environments. Its particular section, the availability in three finishes, four heights and special pieces, such as internal and external corners, end caps and junctions, make **PROSGUSCIO DA** a much sought-after profile that allows a workmanlike application.

# PROSGUSCIO DA

SHOCKPROOF NON - TOXIC COLOURED VINYL RESIN



### EXAMPLES AND INSTRUCTIONS FOR LAYING METHODS



### NON-TOXIC SHOCKPROOF VINYL RESIN

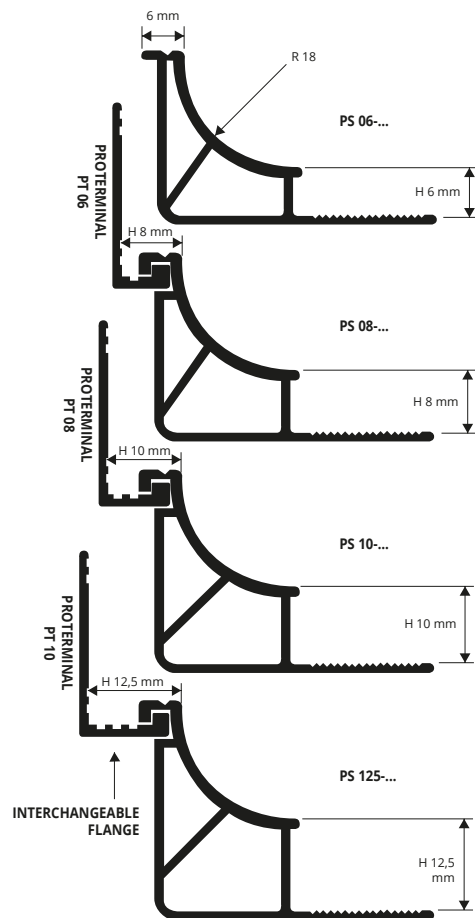
bar length 2,5 lm - pack. 20 Pcs - 50 lm

| Article    | H mm | €/lm | €/Pc  |
|------------|------|------|-------|
| PS 06-...  | 6    | 4,02 | 10,05 |
| PS 08-...  | 8    | 4,37 | 10,93 |
| PS 10-...  | 10   | 4,56 | 11,40 |
| PS 125-... | 12,5 | 5,04 | 12,60 |

H 06 available in the colours: 01-04.  
 H 08, H 10 and H 125 available in the colours: 01-03-04.  
 The code of the selected colour must be added to the article code.  
 E.g.: PS 06... (chosen colour white) PS 06-01. The interchangeable flange corresponds to white Proterminal pvc H 6-8-10 mm.

### COLOURS

|            |                  |                  |
|------------|------------------|------------------|
| 01 - White | 03 - Cement gray | 04 - Light Beige |
|------------|------------------|------------------|



**BUY WHITE PROTERMINAL TO CREATE THE DUAL HEIGHT:**  
 Use proterminal PT 06 to reach H 8 mm  
 Use proterminal PT 08 to reach H 10 mm  
 Use proterminal PT 10 to reach H 12,5 mm

© 2020 All rights reserved by Progress Profiles. Printed in Italy

1. Choose "PROSGUSCIO DA" according to the tile thickness and desired colour.
2. Cut "PROSGUSCIO DA" to the desired length and apply the adhesive on the support where the profile will be laid.
3. Press the anchoring flange of "PROSGUSCIO DA" into the adhesive.
4. Lay the tiles on floor and wall aligning them with the profile leaving a 2 mm joint.
5. Fill the joints between the profile and the tiles with grout, in order to avoid water stagnation.

## CORNERS, END CAPS and JOINTS

NON- TOXIC VINYL RESIN - 3 COLOURS

### EXTERNAL / INTERNAL CORNER - RVA COLOURED

| Article         | H mm         | €/Pack 2 Pcs | €/Pack 10 Pcs |
|-----------------|--------------|--------------|---------------|
| RAI ...-.../... | 06/08/10/125 | 5,34         | 25,36         |
| RAE ...-.../... | 06/08/10/125 | 5,34         | 25,36         |

Available in the colours: 01 - 03 - 04.  
 The code of the selected colour must be added to the article code.  
 E.g.: RAI 06-... (chosen colour white) RAI 06-01.

Choose the desired packaging. Ex. RAI 06-01/10 (pack. 10 Pcs)  
 RAI 06-01/2 (pack. 2 Pcs)

### END CAP RT / LF - RVA COLOURED

pack. 10 Pcs (5 right and 5 left) - pack. 2 Pcs (1 right and 1 left)

| Article        | H mm         | €/Pack 2 Pcs | €/Pack 10 Pcs |
|----------------|--------------|--------------|---------------|
| TCE 06-.../... | 06/08/10/125 | 4,83         | 22,98         |

Available in the colours: 01 - 03 - 04.  
 The code of the selected colour must be added to the article code.  
 E.g.: TCE 08-... (chosen colour white) TCE 08-01.  
 Choose the desired packaging. Ex. TCE 08-01/5 (pack. 10 Pcs)  
 TCE 08-01/1 (pack. 2 Pcs)

### JOINTS - RVA COLOURED

pack. 10 Pcs - pack. 2 Pcs

| Article         | H mm         | €/Pack 2 Pcs | €/Pack 10 Pcs |
|-----------------|--------------|--------------|---------------|
| GIN ...-.../... | 06/08/10/125 | 4,83         | 22,98         |

Available in the colours: 01 - 03 - 04.  
 The code of the selected colour must be added to the article code.  
 E.g.: GIN 08-... (chosen colour white) GIN 08-01.

Choose the desired packaging. Ex. GIN 08-01/10 (pack. 10 Pcs)  
 GIN 08-01/2 (pack. 2 Pcs)



PROJOLLY - PROJOLLY QUART

INTERNAL CORNER  
RAI...-.../...

EXTERNAL CORNER  
RAE...-.../...



END CAP  
TCE...-.../...

JOINT  
GIN...-.../...

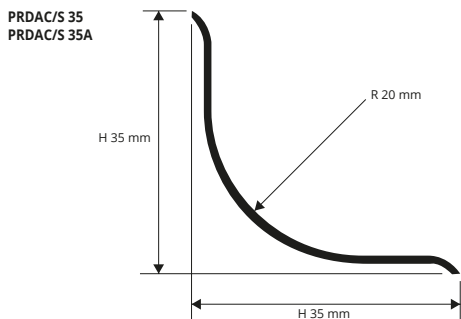


# PROROUND

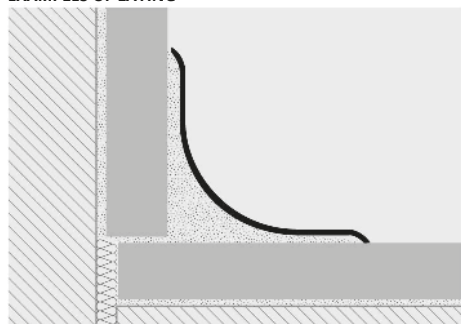
POLISHED AND BRUSHED STAINLESS STEEL AISI 304/1.4301-V2A

**PROROUND** is a cove-shaped profile in polished and brushed stainless steel AISI 304/1.4301-V2A particularly suitable to ensure cleanliness and hygiene in every kind of environment where high resistance to mechanical and chemical stresses are required. Its particular section and the availability in two finishes and special pieces, such as internal and external corners, make **PROROUND** a much sought-after profile that allows a workmanlike application even in environments subject to high mechanical stresses.

internal seal hygienic profiles



EXAMPLES OF LAYING



**POLISHED STAINLESS ST. AISI 304/1.4301-V2A with protective film**  
35 x 35 mm - bar length 2,7 lm - pack. 20 Pcs - 54 lm - 10/10 mm

| Article   | H mm | €/lm  | €/Pc  |
|-----------|------|-------|-------|
| PRDAC 35  | 35   | 14,55 | 39,29 |
| PRDAC 35A | 35   | 18,06 | 48,76 |

**BRUSHED STAINLESS ST. AISI 304/1.4301-V2A with protective film**  
35 x 35 mm - bar length 2,7 lm - pack. 20 Pcs - 54 lm - 10/10 mm

| Article    | H mm | €/lm  | €/Pc  |
|------------|------|-------|-------|
| PRDACS 35  | 35   | 17,65 | 47,66 |
| PRDACS 35A | 35   | 21,17 | 57,16 |

1. Choose "PROROUND" according to the desired finish and width. 2. Cut "PROROUND" to the desired length. 3. Remove carefully any remains of oil, fat and dirt from the surface where the profile will be laid. 4. When the surface is perfectly dry, remove the protective film, place correctly the profile and press it without hitting / apply the silicone on the surface where the profile will be laid (version without adhesive) and press it without hitting.


COLOURS



Suitable for use in contact with foodstuffs.

## PREWELDED CORNERS and THREE-WAYS JOINTS without gaps

POLISHED AND BRUSHED STAINLESS STEEL



**POLISHED STAINLESS STEEL AISI 304/1.4301-V2A - pack. 10 Pcs**

| Article | L mm | €/Pack |
|---------|------|--------|
| PRDI/10 | 100  | 218,58 |
| PRDE/10 | 100  | 218,58 |
| PRTE/10 | 80   | 327,74 |

**Brushed STAINLESS STEEL AISI 304/1.4301-V2A - pack. 10 Pcs**

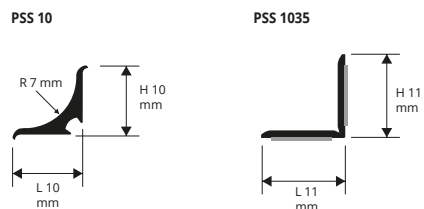
| Article  | L mm | €/Pack |
|----------|------|--------|
| PRDIS/10 | 100  | 232,02 |
| PRDES/10 | 100  | 232,02 |
| PRTES/10 | 80   | 354,62 |

## PROSANI STRIP & PROSANI STRIP KIT

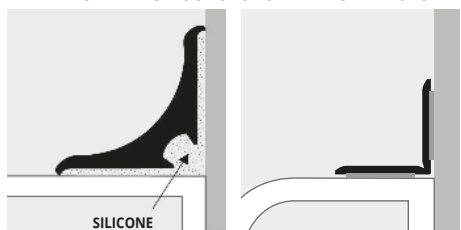
NON-TOXIC FLEXIBLE WHITE VINYL RESIN

**PROSANI STRIP** and **PROSANI STRIP KIT** are profiles in non-toxic flexible white vinyl resin particularly suitable to ensure cleanliness and hygiene along the connection between the wall tile coverings and sinks, bathtubs and shower trays. **PROSANI STRIP KIT** is provided with a double-sided butyl tape while **PROSANI STRIP** can be applied with silicone. Their particular section and ease of application, and make **PROSANI STRIP KIT** and **PROSANI STRIP** a much sought after profiles that allow a workmanlike application.

internal seal hygienic profiles



EXAMPLES AND INSTRUCTIONS FOR LAYING METHODS



1. Choose the desired profile. 2. Cut the profile to the desired length. 3. Remove carefully any remains of oil, fat and dirt from the surface where the profile will be laid. 4. When the surface is perfectly dry, remove the protective film (PROSANI STRIP KIT), place correctly the profile and press it without hitting / apply the equipment double-sided butyl tape on the back of the profile (PROSANI STRIP), apply the silicone along the floor-wall joint and place the profile.



**FLEXIBLE WHITE VINYL RESIN**  
roll 25 lm

| Article | LxH mm  | €/lm | €/Pc   |
|---------|---------|------|--------|
| PSS 10  | 10 X 10 | 4,23 | 105,75 |

COLOURS



**PROSANI STRIP KIT ROLL - WHITE**  
roll 3,5 lm

| Article  | LxH mm  | €/lm | €/Pc |
|----------|---------|------|------|
| PSS 1035 | 11 X 11 | 0,93 | 3,26 |



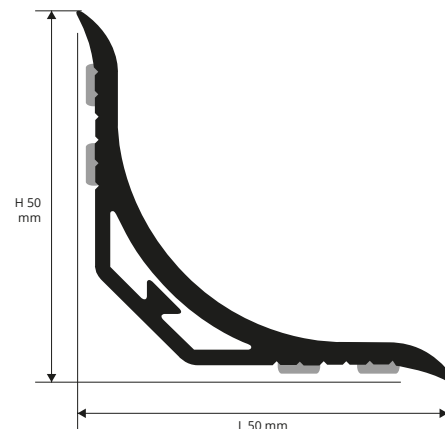
**PROSEAL 50** is a cove-shaped profile in shockproof non - toxic coextruded coloured vinyl resin particularly suitable to ensure cleanliness and hygiene in public and industrial environments. Its particular section and the availability in two different colours and special pieces, such as internal and external corners, end caps and joints, make **PROSEAL 50** a much sought-after profile that allows a workmanlike application.

# PROSEAL 50

SHOCKPROOF NON - TOXIC COEXTRUDED COLORED VINYL RESIN



PSA 50-... / PSAA 50-...  
scale 1:1



### COEXTRUDED VINYL RESIN NON-TOXIC SHOCKPROOF

bar length 2,5 lm - Pack. 40 LM

| Article    | €/lm | €/Pc  |
|------------|------|-------|
| PSA 50-... | 9,31 | 23,28 |

Available in the colours: 01 - 03 (on demand 04).  
The code of the selected colour must be added to the article code.  
E.g.: PSA 50... (chosen colour white) PSA 50-01.



### COEXTRUDED VINYL RESIN NON-TOXIC SHOCKPROOF - ADHESIVE

bar length 2,5 lm - Pack. 30 LM

| Article     | €/lm  | €/Pc  |
|-------------|-------|-------|
| PSAA 50-... | 12,87 | 32,17 |

Available in the colours: 01 - 03 (on demand 04).  
The code of the selected colour must be added to the article code.  
E.g.: PSAA 50... (chosen colour white) PSAA 50-01.


### EXAMPLES AND INSTRUCTIONS FOR LAYING METHODS



1. Choose "PROSEAL 50" according to the tile thickness and desired finish. 2. Cut "PROSEAL 50" to the desired length. 3. Remove carefully any remains of oil, fat and dirt from the surface where the profile will be laid. 4. When the surface is perfectly dry, remove the protective film (version with adhesive), place the profile and press it without hitting / apply the double-sided butyl tape on the back of the profile (version without adhesive), apply the silicone along the floor-wall joint and place the profile.

**AVAILABLE MINIMUM QUANTITY 100 PCS** By colour and height  
(Price and delivery time to be agreed)

### COLOURS



© 2020 All rights reserved by Progress Profiles. Printed in Italy


## CORNERS and END CAPS

NON - TOXIC VINYL RESIN

### INTERNAL / EXTERNAL CORNER AND END CAPS (for PROSEAL 50)

| Article        | €/Pack. 2 Pcs | €/Pack. 10 Pcs |
|----------------|---------------|----------------|
| TRI 50-.../... | 9,41          | 44,43          |
| TRE 50-.../... | 9,41          | 44,43          |
| TRT 50-.../... | 9,41          | 44,43          |
| TRC 50-.../... | 9,41          | 44,43          |
| TGN 50-.../... | 9,41          | 44,43          |

Available in the desired packaging 03 - 04. TRI 50-01/10 (pack. 10 Pcs)  
The code of the selected colour must be added to the article code.  
E.g.: TRI 50-... (chosen colour white) TRI 50-01.



EXTERNAL CORNER

THREE WAYS

END CAP

JOINTS

INTERNAL CORNER



TRE 50-.../...



TRT 50-.../...



TRC 50-.../...



TGN 50-.../...



TRI 50-.../...

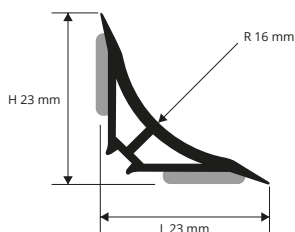
# PROSEAL 25

SHOCKPROOF NON - TOXIC COEXTRUDED  
COLORED VINYL RESIN


**PROSEAL 25** is a cove-shaped profile in shockproof non - toxic coextruded coloured vinyl resin particularly suitable to ensure cleanliness and hygiene in public and industrial environments. Its particular section and the availability in three different colours and special pieces, such as internal and external corners, end caps and joints, make **PROSEAL 25** a much sought-after profile that allows a workmanlike application.

internal seal hygienic profiles

PSA 25-...  
PSAA 25-...  
scale 1:1



EXAMPLES AND INSTRUCTIONS FOR LAYING METHODS



1. Choose "PROSEAL 25" according to the tile thickness and desired finish.
2. Cut "PROSEAL 25" to the desired length.
3. Remove carefully any remains of oil, fat and dirt from the surface where the profile will be laid.
4. When the surface is perfectly dry, remove the protective film (version with adhesive), place the profile and press it without hitting / apply the double-sided butyl tape on the back of the profile (version without adhesive), apply the silicone along the floor-wall joint and place the profile.



**COEXTRUDED VINYL RESIN NON-TOXIC SHOCKPROOF**  
bar length 2,5 lm - pack. 50 LM

| Article    | €/lm | €/Pc  |
|------------|------|-------|
| PSA 25-... | 4,29 | 10,72 |

Available in the colours: 01 - 03 - 04.  
The code of the selected colour must be added to the article code.  
E.g.: PSA 25-... (chosen colour white) PSA 25-01..

**COEXTRUDED VINYL RESIN NON-TOXIC SHOCKPROOF ADHESIVE**  
bar length 2,5 lm - pack. 50 LM

| Article     | €/lm | €/Pc  |
|-------------|------|-------|
| PSAA 25-... | 6,85 | 17,13 |

Available in the colours: 01 - 03 - 04.  
The code of the selected colour must be added to the article code.  
E.g.: PSAA 25-... (chosen colour white) PSAA 25-01..

COLOURS



**PROSEAL KIT 25** (1 Pc of 1,80 LM + 2 Pcs of 0,90 lm + 2 INTERNAL CORNERS and 2 END CAPS 1 R and 1 L)

| Description                 | Article     | €/KIT |
|-----------------------------|-------------|-------|
| Kit PROSEAL 25              | KTPSA 25-01 | 35,26 |
| 1 Pc PROSEAL 25 of 1,80 lm  | PSA 25-01   |       |
| 2 Pcs PROSEAL 25 of 0,90 lm | PSA 25-01   |       |
| 2 Internal corner           | TRI 25-01   |       |
| 2 End caps                  | TRC 2501    |       |

## CORNERS, END CAPS and THREE-WAYS JOINTS

NON - TOXIC VINYL RESIN



INTERNAL CORNER  
TRI .../.../...



THREE WAYS  
TRT .../.../...



EXTERNAL CORNER  
TRE .../.../...



END CAP  
TRC .../.../...




JOINTS  
TGN .../.../...

INTERNAL / EXTERNAL CORNERS AND END CAPS (for PROSEAL 25)

| Article            | €/Pack.<br>2 Pcs | €/Pack.<br>10 Pcs |
|--------------------|------------------|-------------------|
| TRI 25-.../.../... | 5,74             | 27,30             |
| TRE 25-.../.../... | 5,74             | 27,30             |
| TRT 25-.../.../... | 5,74             | 27,30             |
| TRC 25-.../.../... | 5,23             | 26,11             |
| TGN 25-.../.../... | 5,23             | 26,11             |

Available in the colours: 01 - 03 - 04.  
The code of the selected colour must be added to the article code.  
E.g.: TRI 25-... (chosen colour white) TRI 25-01.  
Choose the desired packaging. Ex. TRI 25-01/10 (pack. 10 Pcs)  
TRI 25-01/2 (pack. 2 Pcs)

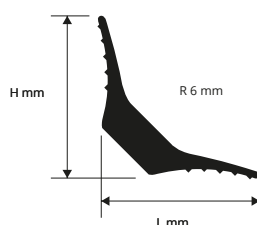


## PROSEAL FLEX

NON-TOXIC FLEXIBLE VINYL RESIN

**PROSEAL FLEX** is a flexible non-toxic vinyl resin profile suitable to realize cove-shaped connection with resilient flooring in public and industrial environments. Its particular section makes **PROSEAL FLEX** a very sought after profile that allows that allows a workmanlike application.

PSF 15  
PSF 20  
PSF 25



INSTRUCTIONS FOR LAYING

1. Apply a suitable adhesive for resilient flooring on the support.
2. Place "PROSEAL FLEX" over the adhesive.
3. Apply the adhesive on the profile and the support and lay the resilient flooring.



**FLEXIBLE BLACK NON-TOXIC VYNIL RESIN**  
bar length 2,5 lm - pack. 40 Pcs - 100 lm

| Article   | L x H mm | €/lm | €/Pc |
|-----------|----------|------|------|
| PSF 15-11 | 15x15    | 1,30 | 3,25 |
| PSF 20-11 | 20x20    | 1,58 | 3,95 |
| PSF 25-11 | 25x25    | 1,96 | 4,90 |

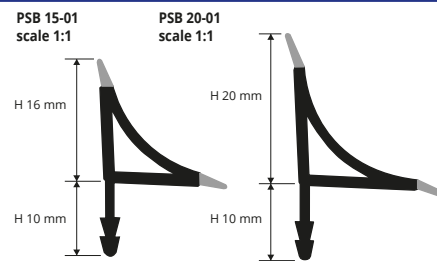
COLOURS



**PROBATH** is a cove-shaped profile in shockproof non-toxic coextruded white vinyl resin particularly suitable to ensure cleanliness and hygiene along the connection between the wall tile coverings and sinks, bathtubs and shower trays. Its particular section and the availability in two different height and special pieces, such as internal and external corners, (only for PSB-20) end caps and joints, make **PROBATH** a much sought-after and easy to lay profile that allows a workmanlike application.

# PROBATH

SHOCKPROOF NON-TOXIC COEXTRUDED VINYL RESIN



Internal seal hygienic profiles

**CO-EXTRUDED VINYL RESIN NON-TOXIC IMPACT-RESISTANT**  
bar length 2,5 lm - pack. 40 Pcs - 100 lm

| Article   | H mm | €/lm | €/Pc  |
|-----------|------|------|-------|
| PSB 15-01 | 15   | 4,58 | 11,45 |
| PSB 20-01 | 20   | 5,89 | 14,72 |

AVAILABLE ONLY IN WHITE

COLOURS

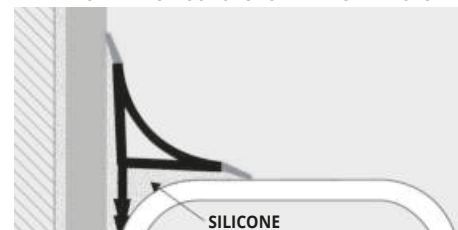


FOR OTHER COLORS MINIMUM ORDER 400 pcs

**PROBATH KIT** (1 Pc of 1,80 LM + 2 PCS of 0,90 LM + 2 INTERNAL CORNERS and 2 END CAPS 1 R and 1 L)

| Description             | Article     | €/KIT |
|-------------------------|-------------|-------|
| Kit PROBATH             | KTPSB 20-01 | 34,61 |
| 1 Pc PROBATH of 1,80 lm | PSB 20-01   |       |
| 2 Pc PROBATH of 0,90 lm | PSB 20-01   |       |
| 2 Internal Corner       | TRI 25-01   |       |
| 2 End caps              | TRC 25-01   |       |

EXAMPLES AND INSTRUCTIONS FOR LAYING METHODS



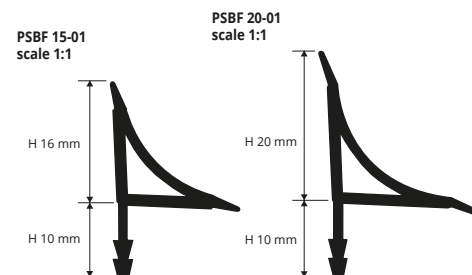
1. Choose "PROBATH" according to the desired height.
2. Cut "PROBATH" to the desired length.
3. Remove carefully any remains of oil, fat and dirt from the surface where the profile will be laid.
4. When the surface is perfectly dry apply the silicone on the back of the profile and place it without hitting.

© 2020 All rights reserved by Progress Profiles. Printed in Italy

**PROBATH FLEX** is a cove-shaped profile in shockproof non-toxic flexible white vinyl resin particularly suitable to ensure cleanliness and hygiene along the connection between the wall tile coverings and sinks, bathtubs and shower trays. Its particular section and the availability in two different height and special pieces, such as internal and external corners, (only for PSB-20) end caps and joints, make **PROBATH FLEX** a much sought-after and easy to lay profile that allows a workmanlike application.

# PROBATH FLEX

SHOCKPROOF NON-TOXIC FLEXIBLE VINYL RESIN



Internal seal hygienic profiles

**FLEXIBLE WHITE VINYL RESIN**  
bar length 2,5 lm - pack. 40 Pcs - 100 lm

| Article    | H mm | €/lm | €/Pc    |
|------------|------|------|---------|
| PSBF 15-01 | 15   | 5,34 | 13,35   |
| PSBF 20-01 | 20   | 6,66 | 16,65 * |

AVAILABLE ONLY IN WHITE



1. Choose "PROBATH FLEX" according to the desired height.
2. Cut "PROBATH FLEX" to the desired length.
3. Remove carefully any remains of oil, fat and dirt from the surface where the profile will be laid.
4. When the surface is perfectly dry apply the silicone on the back of the profile and place it without hitting.

## CORNERS, END CAPS and THREE-WAYS JOINTS

NON-TOXIC VINYL RESIN

CORNERS INTERNAL / EXTERNAL, THREE-WAYS, JOINTS AND END CAP

| Article       | €/Pack. 2 Pcs | €/Pack. 10 Pcs |
|---------------|---------------|----------------|
| TRI 25-01/... | 5,74          | 27,30          |
| TRE 25-01/... | 5,74          | 27,30          |
| TRT 25-01/... | 5,74          | 27,30          |
| TRC 25-01/... | 5,23          | 26,11          |
| TGN 25-01/... | 5,23          | 26,11          |

Choose the desired packaging. Ex. TRI 25-01/10 (pack. 10 Pcs)  
TRI 25-01/2 (pack. 2 Pcs)

CORNERS INTERNAL / EXTERNAL AND END CAP - (for PSB 15 - PSBF 15)

| Article         | €/Pack. 2 Pcs | €/Pack. 10 Pcs |
|-----------------|---------------|----------------|
| TPSB 15-01/...  | 5,23          | 26,11          |
| RIPSB 15-01/... | 5,74          | 27,30          |
| REPSB 15-01/... | 5,74          | 27,30          |

Choose the desired packaging. Ex. TPSB 15-01/10 (pack. 10 Pcs)  
TPSB 15-01/2 (pack. 2 Pcs)



EXTERNAL CORNER REPSB 15-01    END CAP TPSB 15-01    INTERNAL CORNER RIPSB 15-01    INTERNAL CORNER TRI 25-01    EXTERNAL CORNER TRE 25-01    END CAP TRC 25-01    JOINTS TGN 25-01    THREE WAYS TRT 25-01

\* = Production on demand with minimum quantity of 400 pcs. Production delay 4/5 weeks. Price to be agreed

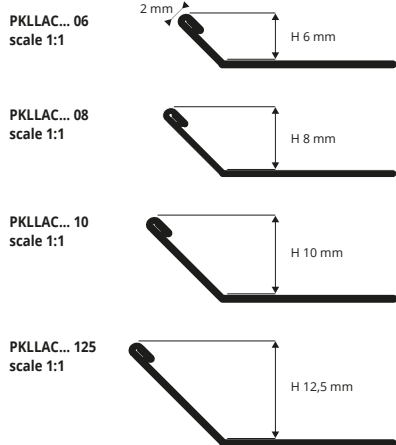
Prices are referred to whole packs, 10% increase for minimum orders of 10 Pcs, 20% increase for orders of less than 10 Pcs.




# PROKERLAM LINE

POLISHED AND BRUSHED STAINLESS STEEL AISI 304/1.4301-V2A

**PROKERLAM LINE** is a profile in polished and brushed stainless steel AISI 304/1.4301-V2A suitable to protect the external corners of coverings in low thickness. It can be used like connection profile between step tread and riser of stairs coated with ceramic and mosaic with low thickness. Its particular section and the availability in three different heights and finishes and special pieces such as internal and external corners, end caps and joints make **PROKERLAM LINE** a much sought-after profile that allows a workmanlike application even with low thickness coverings.



### LAYING INSTRUCTIONS



**POLISHED STAINLESS ST. AISI 304/1.4301-V2A with protective film**  
Bar length 2,7 lm - Pack 40 PCS - 108 lm

| Article    | H mm | €/lm | €/Pc  |
|------------|------|------|-------|
| PKLLAC 06  | 6    | 8,21 | 22,17 |
| PKLLAC 08  | 8    | 8,57 | 23,14 |
| PKLLAC 10  | 10   | 9,00 | 24,30 |
| PKLLAC 125 | 12,5 | 9,53 | 25,73 |

1. Choose "PROKERLAM LINE" according to the desired finish.
2. Cut "PROKERLAM LINE" to the desired length and apply the adhesive on the support where the profile will be laid.
3. Press the anchoring flange of "PROKERLAM LINE" into the adhesive.
4. Lay the tiles, aligning them with the profile leaving a 2 mm joint. Remove immediately all remains of adhesive from the surface of the profile.
5. Fill the joints between the profile and the tiles with grout, in order to avoid water stagnation. Remove immediately all the remains of grout from the surface of the profile.



**BRUSHED STAINLESS ST. AISI 304/1.4301-V2A with protective film**  
Bar length 2,7 lm - Pack 40 PCS - 108 lm

| Article     | H mm | €/lm  | €/Pc  |
|-------------|------|-------|-------|
| PKLLACS 06  | 6    | 10,26 | 27,70 |
| PKLLACS 08  | 8    | 10,74 | 29,00 |
| PKLLACS 10  | 10   | 11,23 | 30,32 |
| PKLLACS 125 | 12,5 | 11,95 | 32,27 |

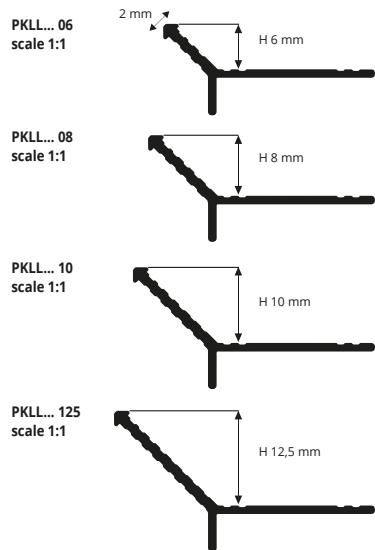
### COLOURS



# PROKERLAM LINE

ANODIZED, VARNISHED AND STONE LINE ALUMINIUM

**PROKERLAM LINE** is a Y-shaped profile in anodized and polished aluminium suitable to protect the external corners of coverings in low thickness. It can be used like connection profile between step tread and riser of stairs coated with ceramic and mosaic with low thickness. Its particular section and the availability in three different heights and finishes and special pieces such as internal and external corners, end caps and joints make **PROKERLAM LINE** a much sought-after profile that allows a workmanlike application even with low thickness coverings.



### LAYING INSTRUCTIONS



1. Choose "PROKERLAM LINE" according to the desired finish.
2. Cut "PROKERLAM LINE" to the desired length and apply the adhesive on the support where the profile will be laid.
3. Press the anchoring flange of "PROKERLAM LINE" into the adhesive.
4. Lay the tiles, aligning them with the profile leaving a 2 mm joint. Remove immediately all remains of adhesive from the surface of the profile.
5. Fill the joints between the profile and the tiles with grout, in order to avoid water stagnation. Remove immediately all the remains of grout from the surface of the profile.



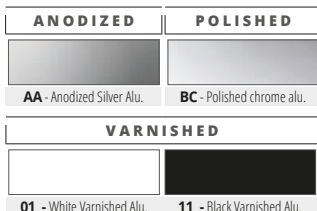
**ANODISED SILVER ALUMINIUM thermo packed**  
Bar length 2,7 lm - Pack 40 PCS - 108 lm

| Article    | H mm | €/lm | €/Pc  |
|------------|------|------|-------|
| PKLLAA 06  | 6    | 5,71 | 15,42 |
| PKLLAA 08  | 8    | 6,09 | 16,44 |
| PKLLAA 10  | 10   | 6,47 | 17,47 |
| PKLLAA 125 | 12,5 | 6,98 | 18,85 |

**POLISHED CHROME ALUMINIUM thermo packed**  
Bar length 2,7 lm - Pack 40 PCS - 108 lm

| Article    | H mm | €/lm  | €/Pc  |
|------------|------|-------|-------|
| PKLLBC 10  | 10   | 10,96 | 29,59 |
| PKLLBC 125 | 125  | 11,67 | 31,51 |

### COLOURS



**VARNISHED ALUMINIUM (White-Black) thermo packed**  
Bar length 2,7 lm - Pack 40 PCS - 108 lm

| Article      | H mm | €/lm | €/Pc  |
|--------------|------|------|-------|
| PKLLA 06-01  | 6    | 6,90 | 18,63 |
| PKLLA 06-11  | 6    | 6,90 | 18,63 |
| PKLLA 08-01  | 8    | 7,36 | 19,87 |
| PKLLA 08-11  | 8    | 7,36 | 19,87 |
| PKLLA 10-01  | 10   | 7,83 | 21,14 |
| PKLLA 10-11  | 10   | 7,83 | 21,14 |
| PKLLA 125-01 | 12,5 | 8,31 | 22,44 |
| PKLLA 125-11 | 12,5 | 8,31 | 22,44 |

**STONE LINE ALUMINIUM thermo packed**  
Bar length 2,7 lm - Pack 40 PCS - 108 lm

| Article         | H mm | €/lm  | €/Pc  |
|-----------------|------|-------|-------|
| PKLLA 06-SL...  | 6    | 9,17  | 24,76 |
| PKLLA 08-SL...  | 8    | 9,78  | 26,41 |
| PKLLA 10-SL...  | 10   | 10,40 | 28,08 |
| PKLLA 125-SL... | 12,5 | 11,21 | 30,27 |

The code of the selected colour must be added to the article code.  
E.g.: PKLLA 06-... (chosen colour stone cream) PKLLA 06-SL02.

**PROTERMSTEP ACC** is a profile for stair in polished and brushed stainless steel AISI 304/1.4301-V2A. The profile protects the tread and cover the joint between the tread and the riser of the step. It can also be used overturned and for this reason it is suitable for two different tile thickness. Its particular geometry and the availability of two finishes and different heights make **PROTERMSTEP ACC** suitable for every kind of stair with ceramic, terracotta floorings, wood and natural stone coverings.

# PROTERMSTEP ACC

POLISHED AND BRUSHED STAINLESS STEEL  
AISI 304/1.4301-V2A



**POLISHED STAINLESS ST. AISI 304/1.4301-V2A with protective film**  
bar length 2,7 lm - pack. 15 Pcs - 40,5 lm

| Article      | h / H mm  | €/lm  | €/Pc  |
|--------------|-----------|-------|-------|
| PTSPAC 0815  | 08 / 15   | 17,88 | 48,28 |
| PTSPAC 10125 | 10 / 12,5 | 17,88 | 48,28 |
| PTSPAC 1530  | 15 / 30   | 34,23 | 92,42 |
| PTSPAC 2025  | 20 / 25   | 34,23 | 92,42 |

**COLOURS**



AC - Polished stainless steel AISI 304/1.4301-V2A



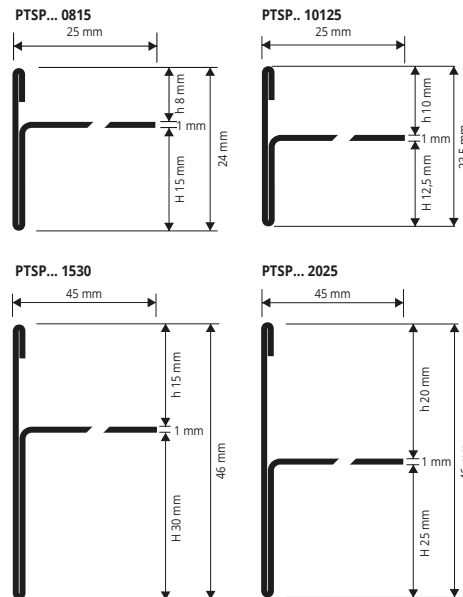
**BRUSHED STAINLESS STEEL AISI 304/1.4301-V2A**  
bar length 2,7 lm - pack. 15 Pcs - 40,5 lm

| Article       | h / H mm  | €/lm  | €/Pc     |
|---------------|-----------|-------|----------|
| PTSPACS 0815  | 08 / 15   | 23,25 | 62,78 *  |
| PTSPACS 10125 | 10 / 12,5 | 23,25 | 62,78 *  |
| PTSPACS 1530  | 15 / 30   | 44,50 | 120,15 * |
| PTSPACS 2025  | 20 / 25   | 44,50 | 120,15 * |

**ON DEMAND**



ACS - Brushed stainless steel AISI 304/1.4301-V2A



**INSTRUCTIONS FOR LAYING METHODS**

1. Choose "PROTERMSTEP ACC" according to the tile thickness and desired finish.
2. Cut "PROTERMSTEP ACC" to the desired length.
3. Lay the raiser of the step and apply the adhesive on the support where the profile will be laid.
4. Press the anchoring flange of "PROTERMSTEP ACC" into the adhesive.
5. Lay the tiles aligning them with the profile leaving a 2 mm joint. Remove immediately all remains of adhesive from the surface of the profile.
6. Fill the joints between the profile and the tiles with grout, in order to avoid water stagnation. Remove immediately all the remains of grout from the surface of the profile.

## ANGLE AND JOINT

**CORNER - pack. 10 Pcs**

| Article          | h / H mm  | €/Pc  | €/pack |
|------------------|-----------|-------|--------|
| REPTSAC 0815/10  | 08 / 15   | 43,92 | 439,20 |
| REPTSAC 10125/10 | 10 / 12,5 | 43,92 | 439,20 |
| REPTSAC 1530/10  | 15 / 30   | 43,92 | 439,20 |
| REPTSAC 2025/10  | 20 / 25   | 43,92 | 439,20 |


**JOINT - pack. 10 Pcs**

| Article          | h / H mm  | €/Pc | €/pack |
|------------------|-----------|------|--------|
| GIPTSAC 0815/10  | 08 / 15   | 8,03 | 80,30  |
| GIPTSAC 10125/10 | 10 / 12,5 | 8,03 | 80,30  |
| GIPTSAC 1530/10  | 15 / 30   | 8,03 | 80,30  |
| GIPTSAC 2025/10  | 20 / 25   | 8,03 | 80,30  |

**JOINT GIPTSAC ..**



**CORNER REPTSAC ..**



© 2020 All rights reserved by Progress Profiles. Printed in Italy

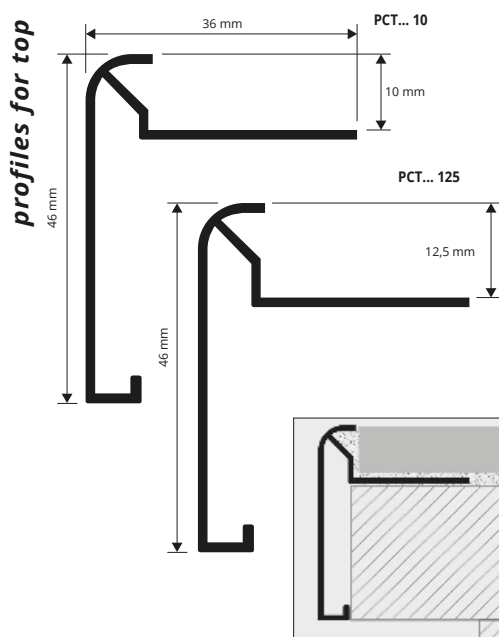


\* = Production on demand with minimum quantity of 100 pcs. Production delay 4/5 weeks. Price to be agreed

Prices are referred to whole packs, 10% increase for minimum orders of 10 Pcs, 20% increase for orders of less than 10 Pcs.

# PROTOP

ANODIZED AND POLISHED ALUMINIUM



**ANODIZED SILVER ALUMINIUM**  
bar length 2,7 lm - pack. 10 Pcs - 27 lm

| Article   | H mm | €/lm  | €/Pc  |
|-----------|------|-------|-------|
| PCTAA 10  | 10   | 13,53 | 36,53 |
| PCTAA 125 | 12,5 | 13,88 | 37,48 |



**POLISHED TITANIUM ALUMINIUM**  
bar length 2,7 lm - pack. 10 Pcs - 27 lm

| Article   | H mm | €/lm  | €/Pc  |
|-----------|------|-------|-------|
| PCTBT 10  | 10   | 22,59 | 60,99 |
| PCTBT 125 | 12,5 | 22,93 | 61,91 |

**POLISHED CHROME ALUMINIUM**  
bar length 2,7 lm - pack. 10 Pcs - 27 lm

| Article   | H mm | €/lm  | €/Pc  |
|-----------|------|-------|-------|
| PCTBC 10  | 10   | 22,59 | 60,99 |
| PCTBC 125 | 12,5 | 22,93 | 61,91 |

## COLOURS



## EXAMPLES AND INSTRUCTIONS FOR LAYING METHODS

1. Choose "PROTOP" according to the tile thickness and desired finish. 2. Cut "PROTOP" to the desired length and apply the adhesive on the support where the profile will be laid. 3. Press the anchoring flange of "PROTOP" into the adhesive. 4. Lay the tiles, aligning them with the profile leaving a 2 mm joint. Remove immediately all remains of adhesive from the surface of the profile. 5. Fill the joints between the profile and the tiles with grout, in order to avoid water stagnation. Remove immediately all the remains of grout from the surface of the profile.

# CORNERS

**INTERNAL / EXTERNAL CORNERS ANODIZED SILVER ALUMINIUM**  
pack. 10 Pcs

| Article              | €/pack |
|----------------------|--------|
| EPCTAA 90/10 (90°)   | 198,54 |
| IPCTAA 90/10 (90°)   | 198,54 |
| EPCTAA 135/10 (135°) | 198,54 |
| IPCTAA 135/10 (135°) | 198,54 |



EXTERNAL  
CORNER  
EPCT... 90

**INTERNAL / EXTERNAL CORNERS POLISHED TITANIUM ALUMINIUM**  
pack. 10 Pcs

| Article              | €/pack |
|----------------------|--------|
| EPCTBT 90/10 (90°)   | 234,68 |
| IPCTBT 90/10 (90°)   | 234,68 |
| EPCTBT 135/10 (135°) | 234,68 |
| IPCTBT 135/10 (135°) | 234,68 |



EXTERNAL  
CORNER  
EPCT...135



INTERNAL  
CORNER  
IPCT... 90



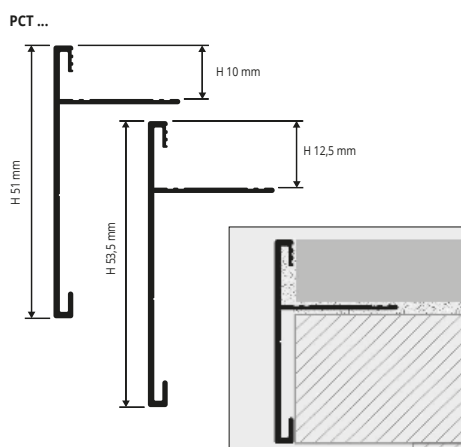
INTERNAL  
CORNER  
IPCT...135

**INTERNAL / EXTERNAL CORNERS POLISHED CHROME ALUMINIUM**  
pack. 10 Pcs

| Article              | €/pack |
|----------------------|--------|
| EPCTBC 90/10 (90°)   | 234,68 |
| IPCTBC 90/10 (90°)   | 234,68 |
| EPCTBC 135/10 (135°) | 234,68 |
| IPCTBC 135/10 (135°) | 234,68 |

# PROTOP T

ANODIZED AND POLISHED ALUMINIUM



**ANODIZED SILVER ALUMINIUM**  
bar length 2,7 lm - pack. 10 Pcs - 27 lm

| Article    | H mm | €/lm  | €/Pc  |
|------------|------|-------|-------|
| PCTAA 10T  | 10   | 13,53 | 36,53 |
| PCTAA 125T | 12,5 | 13,88 | 37,48 |



**POLISHED CHROME ALUMINIUM**  
bar length 2,7 lm - pack. 10 Pcs - 27 lm

| Article    | H mm | €/lm  | €/Pc  |
|------------|------|-------|-------|
| PCTBC 10T  | 10   | 22,59 | 60,99 |
| PCTBC 125T | 12,5 | 22,93 | 61,91 |

**INTERNAL / EXTERNAL CORNER ANODIZED SILVER ALUMINIUM**  
pack. 10 Pcs

| Article                   | €/pack |
|---------------------------|--------|
| IEPCTAA 12590T/10 (90°)   | 198,54 |
| IEPCTAA 1090T/10 (90°)    | 198,54 |
| IEPCTAA 10135T/10 (135°)  | 198,54 |
| IEPCTAA 125135T/10 (135°) | 198,54 |

**INTERNAL / EXTERNAL CORNER ANODIZED CHROME ALUMINIUM**  
pack. 10 Pcs

| Article                   | €/pack |
|---------------------------|--------|
| IEPCTBC 12590T/10 (90°)   | 198,54 |
| IEPCTBC 1090T/10 (90°)    | 198,54 |
| IEPCTBC 10135T/10 (135°)  | 198,54 |
| IEPCTBC 125135T/10 (135°) | 198,54 |

## EXAMPLES AND INSTRUCTIONS FOR LAYING METHODS

1. Choose "PROTOP T" according to the tile thickness and desired finish. 2. Cut "PROTOP T" to the desired length and apply the adhesive on the support where the profile will be laid. 3. Press the anchoring flange of "PROTOP T" into the adhesive. 4. Lay the tiles, aligning them with the profile leaving a 2 mm joint. Remove immediately all remains of adhesive from the surface of the profile. 5. Fill the joints between the profile and the tiles with grout, in order to avoid water stagnation. Remove immediately all the remains of grout from the surface of the profile.



IEPCT... 90T



IEPCT... 135T

## COLOURS

