

---

Product Catalogue  
2023

---



Genesis

For the Perfect Finish





# For the Perfect Finish...

Established in 1989 in the ceramic accessories market, Genesis quickly became a leading brand in the UK and around the world. Exporting since 1990 and now available in over 70 countries.

Since then we have diversified the range into the contract flooring, resin, landscaping and entrance matting sectors.

WELCOME TO GENESIS....



# Genesis

For the Perfect Finish






# Need Support?

Feel free to contact our helpful team that offers no nonsense, clear and functional advice that helps achieve the perfect finish.

[customer.service@genesis-gs.com](mailto:customer.service@genesis-gs.com)







Metal Trim

Page 5




Aluminium Profiles

Page 7




Stainless Steel Profiles

Page 17



Solid Brass Profiles

Page 21



Dividing Strips

Page 23



Resin Profiles

Page 25



LVT Profiles

Page 27



Panel Profiles

Page 30




Edge Protection

Page 33



Metal Skirting

Page 35



Commercial Nosing

Page 37




Tools

Page 55



**BIHUI**

Page 69



**STRATO**

Page 89




Outdoor Profiles, Balcony & Pedestals

Page 93



Kitchen & Bathroom

Page 99



**vision**

Page 103



Movement Joints

Page 117



Step Edges

Page 123



P.V.C. Profiles

Page 129



Access, Anti-Slip & Matting

Page 135



Transitions

Page 141



Self Adhesive Profiles

Page 146



Marketing

Page 149



---

# Metal Trim

---

The Genesis range of metal profiles is the most comprehensive available; aluminium, stainless steel and brass trim in round, square, straight and triangular profiles. With over 30 exquisite finishes and bespoke powder coating at your demand from 2.25mm to 22.5mm the possibilities are endless and provide you with the luxury of choice.




# Genesis

For the Perfect Finish





# Don't cut corners... ...there's a piece for that!



We sell a range of corner pieces  
to provide the Perfect Finish





# Genesis

For the Perfect Finish

---

## Aluminium Profiles

---

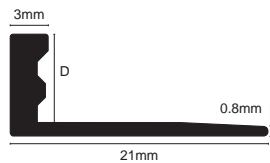


Our widest and most versatile range of profiles suitable for almost all scenarios available in an ample selection of stocked finishes as well as offering bespoke Powder Coating finishing made to match your needs.



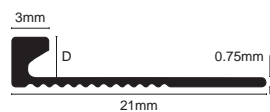
# Straight Edge & Formable Trim

A comprehensive range of profiles designed to protect corners avoiding the unsightly and fragile 45° cut. The defined square edge clearly outlines coverings such as rectified porcelain stoneware. Available in different materials, colors and finishes, these profiles offer a practical and aesthetic solution, ideal for walls and floors.

Anodised finishes are supplied with a transparent protective film offering protection during transport and storage, simply peel off after installation.



ESA060 onwards



ESA030,040,050



|   |   |  |   |   |
|---|---|--|---|---|
| <br>01*<br>White           | <br>02* Matt<br>White      | <br>16<br>Black             | <br>17 Matt<br>Black     | <br>18 Brushed<br>Black    |
| <br>34* Soft<br>Grey       | <br>80<br>Mill             | <br>81 Matt<br>Silver       | <br>85<br>Pewter         | <br>86 Bright<br>Brass     |
| <br>88<br>Nickel           | <br>89<br>Bronze           | <br>90 Brushed<br>Brass     | <br>91 Bright<br>Silver  | <br>92 Matt<br>Nickel      |
| <br>94 Brushed<br>Silver | <br>95 Bright<br>Copper  | <br>96 Brushed<br>Copper  | <br>98 Antique<br>Rose | <br>99 Bright<br>Rose    |
| <br>101 Chrome<br>Plated | <br>411*<br>Granite      | <br>414* Bath<br>Stone    | <br>425* Sand<br>Stone | <br>435* Dark<br>Granite |
| <br>V90 Vintage<br>Brass | <br>V94 Vintage<br>Steel | <br>V96 Vintage<br>Copper |   |   |

## Quick Look



Straight



Corners



Protective Film  
excl.\*



2.25-  
22.5  
mm  
Tile Depth

28

Finishes



Colour Match  
Powder Coated Finishes



View Online



| Code            | D (mm) | Length (m) | Finish  | Box Qty |
|-----------------|--------|------------|---|---------|
| ESA030          | 2.25   | 2.7        | 80  | 20      |
| ESA040          | 3.25   | 2.7        | 80  | 20      |
| ESA050          | 4.25   | 2.7        | 80  | 20      |
| ESA060          | 6      | 2.7        | 80  | 20      |
| ESA060          | 6      | 2.5        | 01,81,91  | 20      |
| ESA080          | 8      | 2.7        | 80  | 20      |
| ESA080          | 8      | 2.5        | 01,02,16,17,18,34,81,88,91,94<br>95,96,98,99,101,411,414,425,435                            | 20      |
| ESA100          | 10     | 2.7        | 80  | 20      |
| ESA100          | 10     | 2.5        | 01,02,16,17,18,34,81,85,86,88,89,90,91,92,94,95<br>96,98,99,101,411,414,425,435,V90,V94,V96 | 20      |
| ESA120          | 12     | 2.7        | 80  | 20      |
| ESA120          | 12     | 2.5        | 01,02,16,17,18,34,81,85,86,88,89,90,91,92,94,95<br>96,98,99,101,411,414,425,435,V90,V94,V96 | 20      |
| ESA150          | 15     | 2.5        | 01,17,81,91,94  | 20      |
| ESA180          | 18     | 2.5        | 81,91   | 20      |
| <b>Formable</b> |        |            |   |         |
| Code            | D (mm) | Length (m) | Finish  | Box Qty |
| EFA040          | 3.25   | 2.7        | 80  | 20      |
| EFA050          | 4.25   | 2.7        | 80  | 20      |
| EFA060          | 6      | 2.7        | 80  | 20      |
| EFA080          | 8      | 2.7        | 80  | 20      |
| EFA100          | 10     | 2.7        | 80  | 20      |
| EFA120          | 12     | 2.7        | 80  | 20      |



**Universal Corner Pieces - ESC**

Produced from Machined Aluminium to ensure a perfect finish to compliment the profile.

| Code   | D (mm) | Finish                      | Pack Qty |
|--------|--------|-----------------------------|----------|
| ESC082 | 8      | 81,91,94                    | 2        |
| ESC102 | 10     | 81,90,91,94,411,414,425,435 | 2        |
| ESC122 | 12     | 81,90,91,94,411,414,425,435 | 2        |



15 & 18 mm

More size options in the Resin Section  
**Page 26**


22.5 mm

More size options in the Outdoor Tiling Section  
**Page 94**

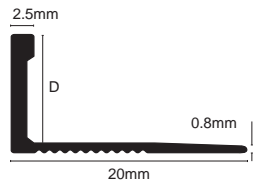



# Aluminium Profiles

## Medium Duty Trim



80 Mill

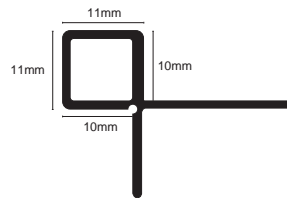



| Code   | D (mm) | Length (m) | Finish | Box Qty |
|--------|--------|------------|--------|---------|
| EMA080 | 8      | 2.5        | 80     | 50      |
| EMA100 | 10     | 2.5        | 80     | 50      |
| EMA120 | 12     | 2.5        | 80     | 50      |

## Cube Trim




91 Bright Silver

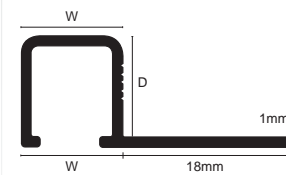



| Code   | W x D (mm) | Length (m) | Finish | Box Qty |
|--------|------------|------------|--------|---------|
| EAM100 | 11 x 10    | 2.5        | 91     | 20      |

## Contour Trim & Corners



81 Matt Silver



| Code   | W x D (mm) | Length (m) | Finish | Box Qty |
|--------|------------|------------|--------|---------|
| TDG084 | 8 x 8      | 2.5        | 81,91  | 20      |
| TDG104 | 10 x 10    | 2.5        | 81,91  | 20      |
| TDG124 | 12 x 12    | 2.5        | 81,91  | 20      |

### 3 Way Corners

Produced from Machined Aluminium to ensure a perfect finish to compliment the profile.

### Corner Pieces

| Code   | D (mm) | Finish | Pack Qty |
|--------|--------|--------|----------|
| ECG082 | 8      | 81,91  | 2        |
| ECG102 | 10     | 81,91  | 2        |
| ECG122 | 12     | 81,91  | 2        |





# Square Trim & Corners

An alternative to an ordinary straight edge profile, the TDP offers a more luxurious finish. It can be used as an edge trim on the vertical with wall tiles or on the horizontal with Floor tiles or even as a feature strip in wall or floor applications. The extruded Aluminium profile gives a square appearance when installed and is also available with internal and external corner pieces (EDP) to obviate sharp edges when mitring is necessary.

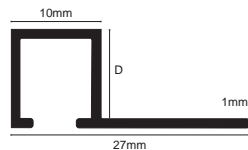

Anodised finishes are supplied with a transparent protective film offering protection during transport and storage, simply peel off after installation.

| Code   | W x D (mm) | Length (m) | Finish   | Box Qty |
|--------|------------|------------|--|---------|
| TDP080 | 10 x 8     | 2.5        | 81,91,94,98,99   | 20      |
| TDP100 | 10 x 10    | 2.5        | 01,02,16,17,18,81,86,90,91,94,95,96,98,99,411,414,425,435, V90,V94,V96 | 20      |
| TDP100 | 10 x 10    | 2.5        | 101  | 10      |
| TDP120 | 10 x 12    | 2.5        | 01,02,16,17,18,81,86,90,91,94,95,96,98,99,411,414,425,435, V90,V94,V96 | 20      |
| TDP120 | 10 x 12    | 2.5        | 101  | 10      |
| TDP150 | 10 x 15    | 2.5        | 91   | 20      |

## Universal Corner Pieces - EDP


Produced from Machined Aluminium to ensure a perfect finish to compliment the profile.

| Code   | D (mm) | Finish  | Pack Qty |
|--------|--------|---|----------|
| EDP082 | 8      | 81,91,94,95,96                                    | 2        |
| EDP102 | 10     | 01,16,17,18,81,90,91,94,95,96,101,411,414,425,435 | 2        |
| EDP122 | 12     | 01,16,17,18,81,90,91,94,95,96,101,411,414,425,435 | 2        |
| EDP152 | 15     | 81,91,94  | 2        |



22.5 mm

More size options in the Outdoor Tiling Section Page 95



## Quick Look



Square



Corners



Protective Film  
excl.\*



Tile Depth

22

Finishes



Colour Match  
Powder Coated Finishes




View Online

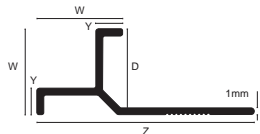


## Aluminium Profiles

### Internal Square



91 Bright Silver

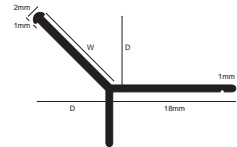



| Code   | W x D x Y   | Z (mm) | Length (m) | Finish | Box Qty |
|--------|-------------|--------|------------|--------|---------|
| EIK100 | 11 x 10 x 3 | 31     | 2.5        | 91     | 20      |
| EIK120 | 13 x 12 x 4 | 33     | 2.5        | 91     | 20      |


**End Caps**

| Code   | D (mm) | Finish | Qty |
|--------|--------|--------|-----|
| ECK102 | 10     | 91     | 2   |
| ECK122 | 12     | 91     | 2   |

### Angle Trim - Slim



| Code   | W x D (mm) | Length (m) | Finish   | Box Qty |
|--------|------------|------------|----------|---------|
| EAD080 | 12 x 8     | 2.5        | 86,91    | 20      |
| EAD100 | 15 x 10    | 2.5        | 17,86,91 | 20      |
| EAD120 | 18 x 12    | 2.5        | 86,91    | 20      |



17 Matt Black

86 Bright Brass


91 Bright Silver

## Pro Trim & Corners

Genesis ETA Aluminium Profile offers a perfect quadrant face. Designed to protect the edge of ceramic or similar hard surface in wall or floor installations. Designed with a vertical anchor leg to give the front face more strength.

### 3 Way Corners

Produced from Machined Aluminium to ensure a perfect finish to compliment the profile.



### 3 Way Corners

| Code   | W x D (mm) | Length (m) | Finish   | Box Qty |
|--------|------------|------------|----------|---------|
| ETA060 | 8 x 6      | 2.5        | 81,91    | 20      |
| ETA080 | 8 x 8      | 2.5        | 81,91,94 | 20      |
| ETA100 | 10 x 10    | 2.5        | 81,91,94 | 20      |
| ETA120 | 12 x 12    | 2.5        | 81,91,94 | 20      |

### Corner Pieces


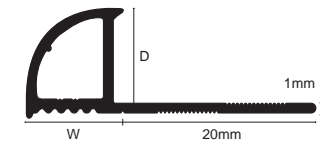
| Code   | D (mm) | Finish | Qty |
|--------|--------|--------|-----|
| ETC062 | 6      | 81,91  | 2   |

### External Corners

| Code   | D (mm) | Finish                     | Pack Qty |
|--------|--------|----------------------------|----------|
| EAC062 | 6      | 91                         | 2        |
| EAC082 | 8      | 01,80,81,91,94             | 2        |
| EAC102 | 10     | 01,16,80,81,86,91,94,95,96 | 2        |
| EAC122 | 12     | 01,16,80,81,91,94,95,96    | 2        |

### Internal Corners

| Code   | D (mm) | Finish      | Pack Qty |
|--------|--------|-------------|----------|
| EIQ082 | 8      | 81,91,94    | 2        |
| EIQ102 | 10     | 81,86,91,94 | 2        |
| EIQ122 | 12     | 81,91,94    | 2        |



81 Matt Silver

91 Bright Silver

94 Brushed



# Quadrant Trim & Corners

An extruded aluminium profile with a fully rounded quadrant face designed to protect the edges of ceramic tiles or similar hard finishes fitted in wall or floor installations. Available in a wide range of heights and finishes with corresponding Internal and External Aluminium corners avoiding the unsightly and exposed 45° cuts.

| Code   | W x D (mm) | Length (m) | Finish                        | Box Qty |
|--------|------------|------------|-------------------------------|---------|
| EAQ060 | 6 x 6      | 2.5        | 01                            | 20      |
| EAQ080 | 8 x 8      | 2.5        | 01,81,91,94                   | 20      |
| EAQ100 | 10 x 10    | 2.5        | 01,16,80,81,85,86,91,94,95,96 | 20      |
| EAQ120 | 12 x 12    | 2.5        | 01,16,81,86,91,94,95,96       | 20      |

Solid Brass available upon request - lead times and MOQ's apply.

### 3 Way Corners



Produced from Machined Aluminium to ensure a perfect finish to compliment the profile.

#### External Corners

| Code   | D (mm) | Finish                     | Pack Qty |
|--------|--------|----------------------------|----------|
| EAC062 | 6      | 91                         | 2        |
| EAC082 | 8      | 01,80,81,91,94             | 2        |
| EAC102 | 10     | 01,16,80,81,86,91,94,95,96 | 2        |
| EAC122 | 12     | 01,16,80,81,91,94,95,96    | 2        |

#### Internal Corners

| Code   | D (mm) | Finish      | Pack Qty |
|--------|--------|-------------|----------|
| EIQ082 | 8      | 81,91,94    | 2        |
| EIQ102 | 10     | 81,86,91,94 | 2        |
| EIQ122 | 12     | 81,91,94    | 2        |



### Quick Look



Round



3 Way Corners



Protective Film  
excl.\*



6-12 mm

Tile Depth

10

Finishes



Colour Match  
Powder Coated Finishes



View Online



# Triangular Trim & Corners

These unique profiles offer an attractive professional finish to ceramic tiles; the specially engineered triangular shape of these trims provide outstanding strength and protection for tiled edges and corners.

All are supplied with a transparent protective film offering protection during transport and storage, simply peel off after installation.

| Code   | D x W (mm) | Length (m) | Finish   | Box Qty |
|--------|------------|------------|----------|---------|
| EAT100 | 11 x 10    | 2.7        | 81,91,94 | 20      |
| EAT120 | 13 x 12    | 2.7        | 81,91,94 | 20      |

### 3 Way Corners



Produced from Machined Aluminium to ensure a perfect finish to compliment the profile.

#### External Corners

| Code   | D (mm) | Finish   | Pack Qty |
|--------|--------|----------|----------|
| EET102 | 10     | 81,91,94 | 2        |
| EET122 | 12     | 81,91,94 | 2        |

#### Internal Corners

| Code   | D (mm) | Finish   | Pack Qty |
|--------|--------|----------|----------|
| EIT102 | 10     | 81,91,94 | 2        |
| EIT122 | 12     | 81,91,94 | 2        |



### Quick Look



View Online



# Self Adhesive Internal Trim, Corners & Caps

Aluminium Internal Trim applied retrospectively and secured into position with the pre-bonded adhesive tape, simply remove the backing and apply to the prepared area.

Ideal for floor and worktop applications, a range of complimentary accessories complete the perfect finish.

| Code   | D (mm) | Length (m) | Finish | Box Qty |
|--------|--------|------------|--------|---------|
| EWA150 | 11.5   | 2.5        | 81,91  | 20      |

## Corner Pieces & End Caps

The fabricated aluminium corners and caps with integral guide arms that help locate and guide into the profile, producing a perfect match to the EWA profile offering a neat and professional finish.

**External Corners**



| Code   | D (mm) | Finish | Pack Qty |
|--------|--------|--------|----------|
| EWE150 | 11.5   | 81,91  | 2        |

**Internal Corners**

| Code   | D (mm) | Finish | Pack Qty |
|--------|--------|--------|----------|
| EWI150 | 11.5   | 81,91  | 2        |

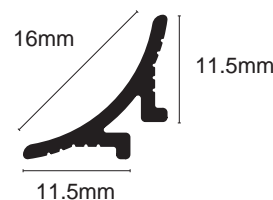
**Ends Caps**

| Code   | D (mm) | Finish | Pack Qty |
|--------|--------|--------|----------|
| EWC150 | 11.5   | 81,91  | 2        |



81 Matt Silver

91 Bright Silver



## Quick Look



Angle



Corners



Protective Film  
excl.\*



Self Adhesive

2

Finishes



Colour Match  
Powder Coated Finishes




View Online

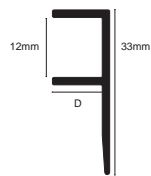
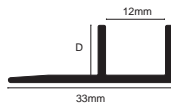



## Aluminium Profiles

### Glass Panel / Shadow Gap

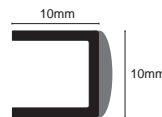



91 Bright Silver



| Code   | D (mm) | Length (m) | Finish | Box Qty |
|--------|--------|------------|--------|---------|
| LGA100 | 10     | 2.5        | 91     | 10      |
| LGA125 | 12.5   | 2.5        | 91     | 10      |

### Glitter Listello



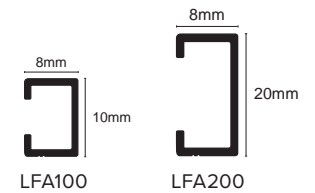

| Code   | W x D (mm) | Length (m) | Finish      | Box Qty |
|--------|------------|------------|-------------|---------|
| LAG100 | 10 x 10    | 2.5        | 216,286,291 | 10      |




216 Black    286 Gold    291 Silver

### Flat Line Listello

Genesis LFA is a flat decorative Aluminium profile designed to create a feature in ceramic wall tile installations.



| Code   | W x D (mm) | Length (m) | Finish            | Box Qty |
|--------|------------|------------|-------------------|---------|
| LFA100 | 10 x 8     | 2.5        | 81,86,91,94       | 20      |
| LFA200 | 20 x 8     | 2.5        | 16,17,18,90,91,94 | 20      |



16 Black    17 Matt Black    18 Brushed Black    81 Matt Silver    86 Bright Brass    90 Brushed Brass    91 Bright Silver    94 Brushed Silver



---

# Stainless Steel Profiles

---

For that extra touch of luxury or when an installation requires corrosive protection, we offer a range of Stainless Steel profiles in both Grade 304 and Grade 316 in lavish silver, gold and black finishes.



# Genesis

For the Perfect Finish



# Stainless Steel Trim & Corners

This Stainless Steel profile should be chosen where high levels of hygiene are sought, such as food processing industries, breweries, dairies and hospitals.

These profiles offer superb resistance to principal chemical and atmospheric agents and are particularly recommended to protect steps in zones such as food processing industries, breweries, dairies, hospitals and external applications.

Its smooth and non-porous surface makes it especially difficult for the adhesion and survival of bacteria and/or other micro-organisms.

**Stainless Steel Straight Edge Trim - Grade 304**

| Code   | D (mm) | Length (m) | Finish                 | Box Qty |
|--------|--------|------------|------------------------|---------|
| ESS045 | 4.5    | 2.5        | 84,102                 | 10      |
| ESS060 | 6      | 2.5        | 84,102                 | 10      |
| ESS080 | 8      | 2.5        | 84,102                 | 10      |
| ESS100 | 10     | 2.5        | 84,102,117,187,190,195 | 10      |
| ESS120 | 12     | 2.5        | 84,102,117,187,190,195 | 10      |
| ESS150 | 15     | 2.5        | 84,102                 | 10      |
| ESS180 | 18     | 2.5        | 84,102                 | 10      |

**Stainless Steel Straight Edge Trim - Grade 316**

| Code   | D (mm) | Length (m) | Finish | Box Qty |
|--------|--------|------------|--------|---------|
| ESS310 | 10     | 2.5        | 84,102 | 10      |
| ESS312 | 12     | 2.5        | 84,102 | 10      |

**Stainless Steel Straight Edge Trim - Formable**

| Code   | D (mm) | Length (m) | Finish | Box Qty |
|--------|--------|------------|--------|---------|
| ESF100 | 10     | 2.5        | 84,102 | 10      |
| ESF120 | 12     | 2.5        | 84,102 | 10      |

**Stainless Steel Square Edge Trim - Grade 304**

| Code   | W x D (mm) | Length (m) | Finish         | Box Qty |
|--------|------------|------------|----------------|---------|
| EQQ080 | 8 x 8      | 2.5        | 84,102         | 10      |
| EQQ100 | 10 x 10    | 2.5        | 84,102,187,195 | 10      |
| EQQ120 | 12 x 12    | 2.5        | 84,102,187,195 | 10      |
| EQQ150 | 15 x 15    | 2.5        | 84             | 10      |

**Stainless Steel Square Edge Trim - Grade 316**

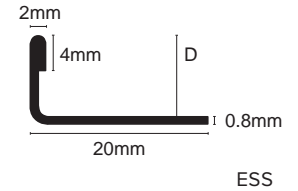

| Code   | W x D (mm) | Length (m) | Finish | Box Qty |
|--------|------------|------------|--------|---------|
| EQQ308 | 8 x 8      | 2.5        | 84,102 | 10      |
| EQQ310 | 10 x 10    | 2.5        | 84,102 | 10      |
| EQQ312 | 12 x 12    | 2.5        | 84,102 | 10      |

**Stainless Steel Quadrant Trim - Grade 304**

| Code   | W/D (mm) | Length (m) | Finish | Box Qty |
|--------|----------|------------|--------|---------|
| ESQ080 | 8        | 2.5        | 84,102 | 10      |
| ESQ100 | 10       | 2.5        | 84,102 | 10      |
| ESQ120 | 12       | 2.5        | 84,102 | 10      |

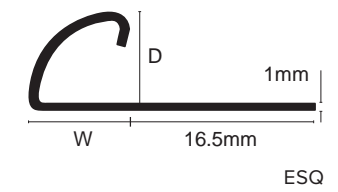
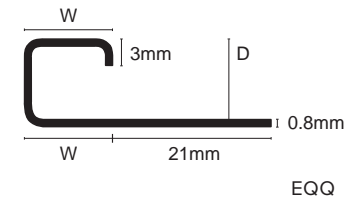
**Stainless Steel Quadrant Trim - Grade 316**

| Code   | W/D (mm) | Length (m) | Finish | Box Qty |
|--------|----------|------------|--------|---------|
| ESQ310 | 10       | 2.5        | 84,102 | 10      |
| ESQ312 | 12       | 2.5        | 84,102 | 10      |



22.5 mm

More size options  
in the Outdoor  
Tiling Section  
**Page 94**







**Corner Pieces - Grade 304**



Corner pieces to compliment the stainless steel trims.

**EQQ External Corners - 3 Way**

| Code   | D (mm) | Finish         | Pack Qty |
|--------|--------|----------------|----------|
| EDQ082 | 8      | 84,102         | 2        |
| EDQ102 | 10     | 84,102,187,195 | 2        |
| EDQ122 | 12     | 84,102,187,195 | 2        |

**ESQ External Corners**

| Code   | D (mm) | Finish | Pack Qty |
|--------|--------|--------|----------|
| ECQ082 | 8      | 84,102 | 2        |
| ECQ102 | 10     | 84,102 | 2        |
| ECQ122 | 12     | 84,102 | 2        |



**Quick Look**



Straight



Square



Round



Corners



Protective Film  
excl.\*



8 - 15 mm  
Tile Depth

6

Finishes



View Online



## Stainless Steel Profiles

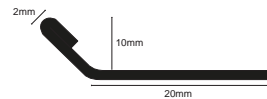

# Angle Edge

The Grade 304 Stainless Steel Angle Edge trim provides a discrete 45° finish that offers tile protection and a subtle additive aesthetic.

The small external surface is non-porous and affords superb resistance to chemical and atmospheric agents.



84  
Stainless Steel



| Code   | D (mm) | Length (m) | Finish | Box Qty |
|--------|--------|------------|--------|---------|
| ETS100 | 10     | 2.5        | 84     | 10      |





---

# Solid Brass Profiles

---

Our range of solid brass profiles are extremely hard wearing and suitable for both domestic and commercial applications, offering finishes that provide a genuine luxurious touch or as an endearing antique aesthetic.



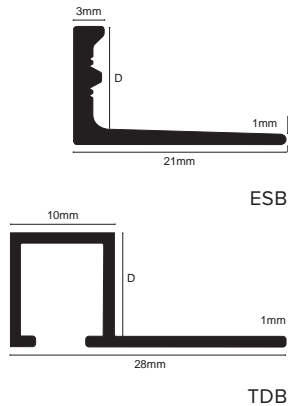




# Genesis

For the Perfect Finish

# Solid Brass

Our range of solid brass profiles are suitable for both domestic and commercial areas. Solid brass is extremely hard wearing and provides a truly unique finish.

| Code   | D (mm) | Length (m) | Finish   | Box Qty |
|--------|--------|------------|----------|---------|
| ESB107 | 10     | 2.7        | 86,87,90 | 10      |
| ESB127 | 12     | 2.7        | 86,87,90 | 10      |
| TDB107 | 10     | 2.7        | 87,90    | 5       |
| TDB127 | 12     | 2.7        | 87,90    | 5       |



## Quick Look



3

Finishes



Colour Match  
Powder Coated Finishes



View Online



---

# Dividing Strips

---

Our dividing strips are designed to link flooring coverings with little or no height variation, whether bridging the gap between them or offering a covering protecting the respective edges. Available in both Aluminium and Stainless Steel for a variety of application environments.



# Genesis

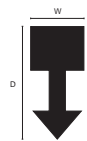
For the Perfect Finish

## Dividing Strips

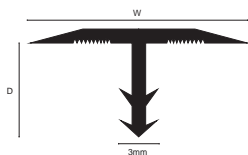
### Aluminium



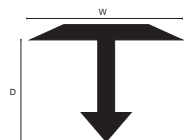
| Code   | W x D (mm) | Length (m) | Finish | Box Qty |
|--------|------------|------------|--------|---------|
| EDA510 | 5 x 10     | 2.5        | 80     | 20      |
| EDA310 | 3 x 10     | 2.5        | 91     | 20      |



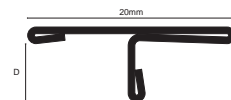
| Code   | W x D (mm) | Length (m) | Finish   | Box Qty |
|--------|------------|------------|----------|---------|
| EDA408 | 22 x 9     | 2.5        | 81,83,91 | 20      |




| Code   | W x D (mm) | Length (m) | Finish | Box Qty |
|--------|------------|------------|--------|---------|
| EDA147 | 14 x 8     | 2.5        | 81,91  | 20      |




### Stainless Steel



| Code   | W x D (mm) | Length (m) | Finish | Box Qty |
|--------|------------|------------|--------|---------|
| EDS209 | 20 x 9     | 2.5        | 84,102 | 10      |



84 Stainless Steel    102 Brushed Stainless Steel



80 Mill    81 Matt Silver    83 Matt Brass    91 Bright Silver

Solid Brass available upon request - lead times and MOQ's apply.



---

# Resin Profiles

---

We offer a range of profiles specifically for application with resin and epoxy flooring, these sleek and agile solutions provide easy installation for stress-free capping as well as providing flexibility in the installation design.




# Genesis

For the Perfect Finish



## Capping Strip

The Grade 304 Stainless Steel Capping Strip provides a sleek and durable capping option to culminate any cove edging and is perfect for industrial epoxy flooring or applications where hygiene is key.

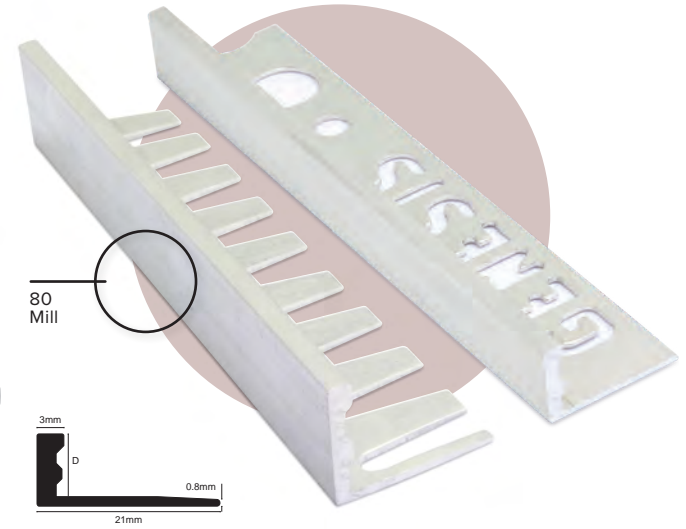



| Code   | D (mm) | Length (m) | Finish | Box Qty |
|--------|--------|------------|--------|---------|
| ETS060 | 6      | 2.5        | 102    | 10      |



## Straight Edge & Formable Trim

Aluminium L-Shape profiles available in 15mm and 18mm depths are the perfect solution for Resin installations and formable options provide freedom and flexibility for a range of designs.



| Code   | D (mm) | Length (m) | Finish | Box Qty |
|--------|--------|------------|--------|---------|
| ESA150 | 15     | 2.7        | 80     | 20      |
| ESA180 | 18     | 2.7        | 80     | 20      |

**Formable**

| Code   | D (mm) | Length (m) | Finish | Box Qty |
|--------|--------|------------|--------|---------|
| EFA150 | 15     | 2.7        | 80     | 20      |
| EFA180 | 18     | 2.7        | 80     | 20      |





---

# LVT Profiles


---

Luxury Vinyl Tiles are one of the fastest growing floorcoverings due to their elegant design and distinctly slim and durable nature. They deserve to be finished with our equally alluring, versatile and functional profiles available in a wide array of applicability in four accomplished finishes.



# Genesis

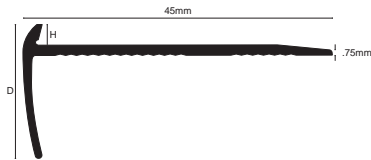
For the Perfect Finish





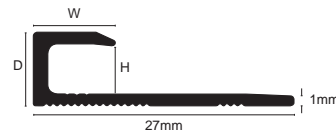

LVT Profiles

Step Edge



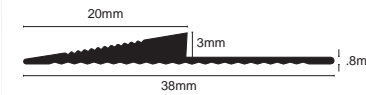


| Code   | D x H (mm) | Length (m) | Finish      | Box Qty |
|--------|------------|------------|-------------|---------|
| TVN037 | 19.5 x 3   | 2.7        | 81,89,91,94 | 10      |
| TVN057 | 21.5 x 5   | 2.7        | 81,89,91,94 | 10      |

End Profile



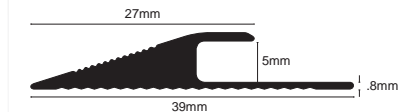

| Code   | WxDxH (mm)    | Length (m) | Finish      | Box Qty |
|--------|---------------|------------|-------------|---------|
| TVE037 | 6 x 5.6 x 3   | 2.7        | 81,89,91,94 | 10      |
| TVE057 | 8.5 x 7.6 x 5 | 2.7        | 81,89,91,94 | 10      |

3mm Reducer




| Code   | W x D (mm) | Length (m) | Finish      | Box Qty |
|--------|------------|------------|-------------|---------|
| TVR037 | 38 x 3     | 2.7        | 81,89,91,94 | 10      |

5mm Reducer



| Code   | W x D (mm) | Length (m) | Finish      | Box Qty |
|--------|------------|------------|-------------|---------|
| TVR057 | 39 x 5     | 2.7        | 81,89,91,94 | 10      |



81 Matt Silver    89 Bronze    91 Bright Silver    94 Brushed Silver



81 Matt Silver    89 Bronze    91 Bright Silver    94 Brushed Silver



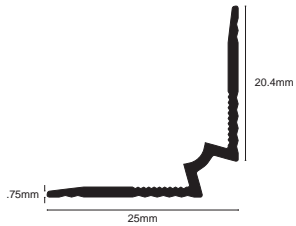
81 Matt Silver    89 Bronze    91 Bright Silver    94 Brushed Silver



81 Matt Silver    89 Bronze    91 Bright Silver    94 Brushed Silver



Internal Corner

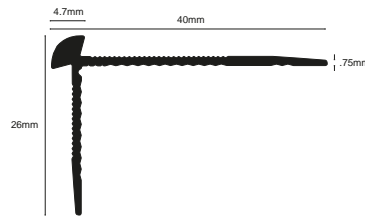



| Code   | W x D (mm) | Length (m) | Finish   | Box Qty |
|--------|------------|------------|----------|---------|
| TVI037 | 25 x 25    | 2.7        | 81,89,91 | 10      |




81 Matt Silver    89 Bronze    91 Bright Silver

External Corner

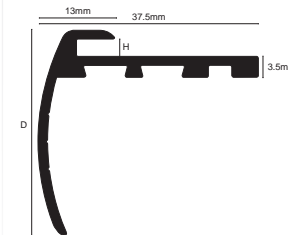


| Code   | W x D (mm) | Length (m) | Finish      | Box Qty |
|--------|------------|------------|-------------|---------|
| TVC037 | 4.7 x 26   | 2.7        | 81,89,91,94 | 10      |



81 Matt Silver    89 Bronze    91 Bright Silver    94 Brushed Silver

Vinyl Bull Nose




| Code   | D x H (mm) | Length (m) | Finish      | Box Qty |
|--------|------------|------------|-------------|---------|
| TVB037 | 35 x 3     | 2.7        | 81,89,91,94 | 10      |
| TVB057 | 37 x 5     | 2.7        | 81,89,91,94 | 10      |

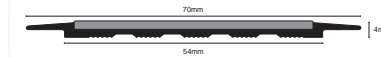



81 Matt Silver    89 Bronze    91 Bright Silver    94 Brushed Silver

Vinyl Transition



80 Mill  
(Vinyl not included)



| Code   | W x D (mm) | Length (m) | Finish | Box Qty |
|--------|------------|------------|--------|---------|
| TSL547 | 70 x 4     | 2.7        | 80     | 10      |

Inserts available NITR50 & NISL50. See page 41



---

# Panel Profiles

---

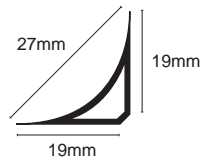

Shower Panels are a cost-effective alternative to tiles and a growing part of the bathroom scene but that doesn't mean they don't deserve high quality finishing products for installation. Our concise but versatile range of profiles provide you with the perfect complimentary aspect to your design.



# Genesis

For the Perfect Finish

Scotia Retro Fit



| Code   | W x D (mm) | Length (m) | Finish | Box Qty |
|--------|------------|------------|--------|---------|
| PSA308 | 27 x 19    | 2.4        | 91     | 50      |



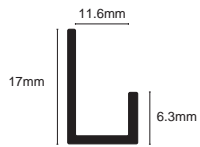
**Colour match to any RAL**

We can now colour match most of our aluminium profiles to any RAL, please contact us for more information.



# Panel Profiles

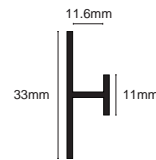

## End Profile



| Code   | W x D (mm) | Length (m) | Finish            | Box Qty |
|--------|------------|------------|-------------------|---------|
| PUA118 | 6.3 x 11.6 | 2.4        | 01,17,81,90,91,94 | 50      |



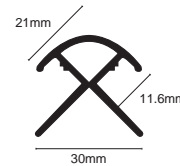

## H - Joint



| Code   | W x D (mm) | Length (m) | Finish            | Box Qty |
|--------|------------|------------|-------------------|---------|
| PHA118 | 11 x 11.6  | 2.4        | 01,17,81,90,91,94 | 50      |



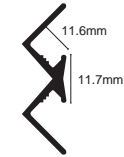
## External



| Code   | W x D (mm) | Length (m) | Finish            | Box Qty |
|--------|------------|------------|-------------------|---------|
| PXA118 | 30 x 11.6  | 2.4        | 01,17,81,90,91,94 | 25      |



## Internal



| Code   | W x D (mm)  | Length (m) | Finish            | Box Qty |
|--------|-------------|------------|-------------------|---------|
| PIA118 | 11.7 x 11.6 | 2.4        | 01,17,81,90,91,94 | 25      |



---

# Edge Protection

---

A simple yet effective range of corner guards to protect the finished surface of any installation. With both aluminium and stainless steel options available in a variety of finishes they are robust yet enticing options for both domestic and commercial application.



# Genesis

For the Perfect Finish

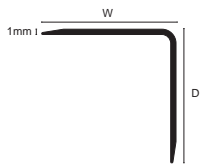






Edge Protection

# Aluminium Retro-Fit Protector

Corner guard designed to protect one of the most vulnerable areas of a wall from severe impact and wear, significantly reducing ongoing maintenance and repair costs.



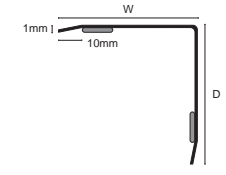

| Code   | W x D (mm) | Length (m) | Self-Adhesive | Finish            | Box Qty |
|--------|------------|------------|---------------|-------------------|---------|
| EAA100 | 10 x 10    | 2.5        | Yes           | 81,91             | 20      |
| EAA206 | 20 x 20    | 2.5        | No            | 01,11,16,81,91,94 | 20      |
| EAA254 | 25 x 25    | 2.5        | No            | 81                | 20      |




# Stainless Steel Retro-Fit Protector - Self Adhesive

  
Self Adhesive

These self adhesive edge protection profiles are designed to absorb and protect against impact damage on external corners on walls. Suitable for retro fixing the profiles provide a decorative and clean finish as well as covering existing damage to walls so the wall covering doesn't have to be replaced.



| Code   | W x D (mm) | Length (m) | Finish             | Box Qty |
|--------|------------|------------|--------------------|---------|
| EAS154 | 15 x 15    | 2.5        | 84,102             | 10      |
| EAS304 | 30 x 30    | 2.5        | 84,102,117,187,195 | 10      |
| EAS504 | 50 x 50    | 2.5        | 84,102             | 10      |
| EAS515 | 50 x 50    | 1.5        | 84                 | 10      |



---

# Aluminium Skirting

---

Sleek and elegant skirting solutions with an array of installation options that provide functional, attractive and easy to maintain bordering for commercial application.



# Genesis

For the Perfect Finish





## Aluminium Skirting

# Skirting, Corners & End Caps

Genesis KAA is an anodised Aluminium Skirting. It is ideal for use where a modern, hi-tech finish is required. It can be used with most types of floor covering including carpets, resilient flooring, stone, wood, wood laminate and ceramic tiles.

The profile is designed to sit on top of the floor covering in order to provide a neat finish.



Available in Matt Silver, and with matching finishing trims for neat installation: End caps, junctions and internal/external corners.



| Aluminium Skirting Profile |        |            |          |         |
|----------------------------|--------|------------|----------|---------|
| Code                       | D (mm) | Length (m) | Finish   | Box Qty |
| KAA607                     | 60     | 2.7        | 01,17,81 | 10      |
| KAA807                     | 80     | 2.7        | 01,17,81 | 10      |
| KAA107                     | 100    | 2.7        | 01,17,81 | 10      |


| P.V.C. Corners & End Caps* |                                |          |         |  |
|----------------------------|--------------------------------|----------|---------|--|
| Code                       | Description                    | Finish   | Box Qty |  |
| KPE600                     | External Corner for KAA607     | 01,11,17 | 20      |  |
| KPI600                     | Internal Corner for KAA607     | 01,11,17 | 20      |  |
| KPC600                     | Pair End Caps (L/R) for KAA607 | 01,11,17 | 20      |  |
| KPE800                     | External Corner for KAA807     | 11       | 20      |  |
| KPI800                     | Internal Corner for KAA807     | 11       | 20      |  |
| KPC800                     | Pair End Caps (L/R) for KAA807 | 11       | 20      |  |
| KPE100                     | External Corner for KAA107     | 11       | 20      |  |
| KPI100                     | Internal Corner for KAA107     | 11       | 20      |  |
| KPC100                     | Pair End Caps (L/R) for KAA107 | 11       | 20      |  |

\*Powder coating not available on P.V.C



# Clip On Skirting, Corners & End Caps

This profile is anodised Aluminium skirting which is easy to install and allows you to cover and protect low running cables around the perimeter, providing an attractive finish to low wall corners. The internal interlocking clip is fixed to the wall with screws, which are supplied, to provide a solid foundation. The top section simply clips into place.




| Code   | W x D (mm) | Length (m) | Finish | Box Qty |
|--------|------------|------------|--------|---------|
| KAC710 | 10 x 70    | 2.5        | 81     | 10      |

| External Corners |                |                            |        |          |
|------------------|----------------|----------------------------|--------|----------|
| Code             | W x D x L (mm) | Description                | Finish | Pack Qty |
| KEC710           | 10 x 70 x 80   | Pre-formed external corner | 81     | 1        |
| KIC710           | 10 x 70 x 80   | Pre-formed internal corner | 81     | 1        |

| End Caps |            |               |        |          |
|----------|------------|---------------|--------|----------|
| Code     | W x D (mm) | Description   | Finish | Pack Qty |
| KLC710   | 10 x 70    | Left end cap  | 81     | 1        |
| KRC710   | 10 x 70    | Right end cap | 81     | 1        |



# Commercial Nosing

Our expansive range of commercial nosing is comprised of a wide selection of aluminium profiles fit for any scenario and an equally diverse assortment of insert options. Internal and external options are available for carpet, laminate, tile and vinyl flooring; fanciful and functional are a perfect fit.



# Genesis

For the Perfect Finish



# LRV's – Clarification

Reflectance is the proportion of light that a surface reflects compared to the amount or volume of light that falls on the said surface. An LRV is a value given to a surface to identify the amount of light reflected. People with impaired vision can perceive light and dark, therefore LRV's are a suitable method to measure contrast between 2 different surfaces.

Note that dark, matt or textured surfaces absorb a large amount of light, therefore have low reflectance values, however a combination of one or all light, shiny or smooth surfaces reflect the majority of light and therefore have higher reflectance values.

In order to achieve a suitable contrast between different surfaces, ADM 2004 recommend at least a 30 point difference in the LRV's of the two contrasting surfaces.

Please note the RAL numbers in the table are a guide only and cannot guarantee an exact match due to variables within the manufacturing process.

\*Special colour matching RAL E3 Effects.

| Genesis Finish   | LRV  | RAL  | Genesis Finish    | LRV  | RAL    |
|------------------|------|------|-------------------|------|--------|
| 01 White         | 79.9 | 9003 | 54 Saffron        | 46.3 | 1017   |
| 16 Black         | 4.5  | 9004 | 58 Cloud          | 59   | 7047   |
| 20 Brown         | 9.1  | 8014 | 68 Haze           | 66.2 | 860-2# |
| 25 Beige         | 41.1 | 1001 | 78 Sand           | 70.3 | 1013   |
| 27 Canvas        | 53.2 | 1013 | 80 Mill Aluminium | 78.9 |        |
| 30 Red           | 10.6 | 3031 | 113 Tangerine     | 32.8 | 2000   |
| 43 Dolphin Grey  | 27.6 | 7042 | 601 White         | 82.7 | 9003   |
| 44 Ice Grey      | 42.1 | 7001 | 616 Black         | 4.8  | 9004   |
| 46 Midnight Grey | 12.8 | 7024 | 643 Dolphin Grey  | 18.3 | 7000   |
| 47 Yellow        | 55.7 | 1018 | 647 Yellow        | 46.1 | 1012   |
| 48 Cobalt Blue   | 9.2  | 5000 |                   |      |        |

# Nosing Insert Slip Resistance

Slip-resistance tests have been independently undertaken by Lucideon Ltd using the pendulum and inclined platform test.

## Inclined Platform Test DIN 51130:2010

The critical angle at which a test person reaches the limit of safe walking on an inclined plane is used as a measure of slip resistance.

## Pendulum Test BS 7976-2:2002

The energy absorbed by contact with the pre-set distance is read from a physical scale by a pointer that follows the overswing of the pendulum arm. 12 results are averaged to give the final pendulum number which is used to categorise the tile surface.

**The UK slip resistance group recommends the following guidelines;**

| PTV        | Slip Potential |
|------------|----------------|
| 0-24       | High           |
| 25-35      | Moderate       |
| <b>36+</b> | <b>Low</b>     |

**International testing houses consider the following guidelines;**

| Ramp       | Slip Potential |
|------------|----------------|
| R9         | High           |
| R10        | Normal         |
| <b>R11</b> | <b>Low</b>     |
| R12        | Very Low       |

## Results

| Insert    | Inclined Platform Test DIN 51130:2010* | Category | Pendulum Test BS 7976-2:2002# |     |
|-----------|--|----------|-------------------------------|-----|
|           |  |          | Dry                           | Wet |
| Standard  | 22.9°                                  | R11      | 66                            | 54  |
| Tredsafe® | 24.7°                                  | R11      | 57                            | 47  |

\*Average of Six Shod Results (Corrected). #PTV Average Value.

## Potential of slipping


High                      Normal                      Low                      Very Low

# Templates/Curves

Stair casings can be made to fit most irregular shapes and curves. However each curved step must be treated individually and a separate template made for each using card, felt or paper. Follow these three simple steps as an easy guide to the perfect edge.

**For assistance with any aspect of measuring or making templates please speak to Technical Services.**

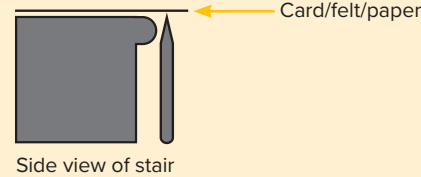
Not available for NXF/S, NTC, ATC or Vision



## Step 1

Place the card or felt on top of the curve that requires a template and draw a line underneath with a felt pen or marker (see Figure 1) following the edge of the curve to create a smooth line.

Figure 1

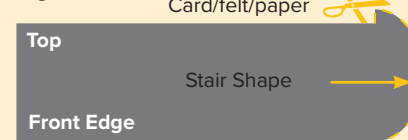


Side view of stair

## Step 2

Cut the shape along the felt pen mark (Figure 2) and clearly indicate the top and front edge of the template.

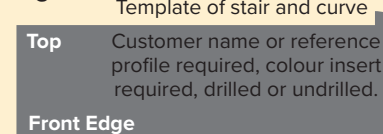
Figure 2



## Step 3

Clearly mark on the template, the customer name and reference, the profile required, the colour insert required and finally whether your curve is required drilled or undrilled (Figure 3).

Figure 3

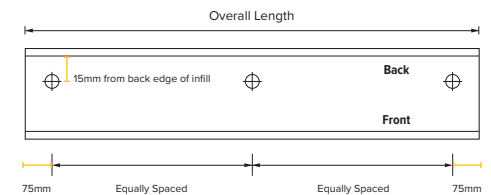


# Drilling Guide

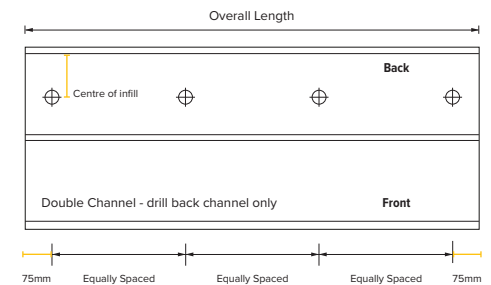
Start 75mm from each end and set all holes equally as indicated for single and double channel.

| Length      | No. of Holes |
|-------------|--------------|
| 600 - 699   | 2            |
| 700 - 1049  | 3            |
| 1050 - 1399 | 4            |
| 1400 - 1749 | 5            |
| 1750 - 2099 | 6            |
| 2100 - 2449 | 7            |
| 2450 - 2799 | 8            |
| 2800 - 3220 | 9            |

### Single Channel



### Double Channel - drill back channel only





# Installation - Mechanical Fix

If fixing inserts separate follow steps 1 – 6, remove release paper from channel and position insert ends flush applying pressure towards the centre finishing with hand roller to ensure adhesion.



**1**  
Prepare surface, it must be clean, smooth and free of debris.



**2**  
Position the profile, check the fit and mark the drill holes.



**3**  
Drill and Plug to suit the screw size.



**4**  
Apply adhesive as per manufacturer's instructions.




**5**  
Position onto step.



**6**  
Mechanically fix.



**7**  
Insert plug.




**8**  
Remove protective film when applicable.

# Installation - Adhesive

Installer must follow individual manufacturers guidelines.



**1**  
Prepare surface, it must be clean, smooth and free of debris.



**2**  
Apply 5mm bead to the underside of the profile, 2 lines for Single and 3 for double channel.



**3**  
Position, press and slide to ensure full bond.



**4**  
Allow min. 1 hour after fixing. It is the contractor's responsibility to ensure the bond is secure before opening the area.

## Installation - Easi-Lay Tape

**NEW**

For a simple installation solution try our **NEW Easi-Lay Tape**


See page 54 for details

*Installation Guide Available Online*




# Insert quick reference guide


## Standard - NISL38




## Standard - NISL50



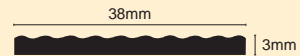
## Standard - NIHD38



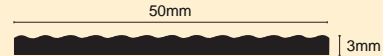
## Standard - NIHD50



## Tredsafe® - NITR38








## Tredsafe® - NITR50



## Castellated - NIA50



| Insert | Fits                    | External |
|--------|-------------------------|----------|
| NISL38 | NSL Twin Channel        | No       |
| NISL50 | NSL Single Channel      | No       |
| NIHD38 | NHD Twin Channel        | No       |
| NIHD50 | NHD Single Channel      | No       |
| NITR38 | NSL, NHD Twin Channel   | Yes      |
| NITR50 | NSL, NHD Single Channel | Yes      |
| NIA50  | NHD Single Channel      | Yes      |



| Insert               | LRV  | NSL    |        | ASL    |        | NHD    |        | AHD    |        | NTC/S | ATC/S | NXF/S | LNR | P.V.C |
|----------------------|------|--------|--------|--------|--------|--------|--------|--------|--------|-------|-------|-------|-----|-------|
|                      |      | SINGLE | DOUBLE | SINGLE | DOUBLE | SINGLE | DOUBLE | SINGLE | DOUBLE |       |       |       |     |       |
| <b>Standard</b>      |      |        |        |        |        |        |        |        |        |       |       |       |     |       |
| 01 White             | 79.9 | □      | □      | □      | □      | □      | □      | □      | □      | □     | □     |       | □   | □     |
| 16 Black             | 4.5  | ■      | ■      | ■      | ■      | ■      | ■      | ■      | ■      | ■     | ■     | ■     | ■   | ■     |
| 20 Brown             | 9.1  | ■      | ■      | ■      | ■      | ■      | ■      | ■      | ■      | ■     | ■     |       | ■   | ■     |
| 25 Beige             | 41.1 | ■      | ■      | ■      | ■      | ■      | ■      | ■      | ■      | ■     | ■     |       | ■   | ■     |
| 27 Canvas            | 53.2 | □      | □      | □      | □      | □      | □      | □      | □      | □     | □     |       | □   | □     |
| 30 Red               | 10.6 | ■      | ■      | ■      | ■      | ■      | ■      | ■      | ■      | ■     | ■     |       | ■   | ■     |
| 43 Dolphin Grey      | 27.6 | ■      | ■      | ■      | ■      | ■      | ■      | ■      | ■      | ■     | ■     |       | ■   | ■     |
| 44 Ice Grey          | 42.1 | □      | □      | □      | □      | □      | □      | □      | □      | □     | □     | □     | □   | □     |
| 46 Midnight Grey     | 12.8 | ■      | ■      | ■      | ■      | ■      | ■      | ■      | ■      | ■     | ■     |       | ■   | ■     |
| 47 Yellow            | 55.7 | ■      | ■      | ■      | ■      | ■      | ■      | ■      | ■      | ■     | ■     | ■     | ■   | ■     |
| 48 Cobalt Blue       | 9.2  | ■      | ■      | ■      | ■      | ■      | ■      | ■      | ■      | ■     | ■     |       | ■   | ■     |
| 54 Saffron           | 46.3 | ■      |        |        |        |        |        |        |        |       |       |       |     | ■     |
| 58 Cloud             | 59   | □      | □      | □      | □      | □      | □      | □      | □      | □     | □     |       | □   | □     |
| 68 Haze              | 66.2 | □      | □      | □      | □      | □      | □      | □      | □      | □     | □     |       | □   | □     |
| 78 Sand              | 70.3 | □      | □      | □      | □      | □      | □      | □      | □      | □     | □     |       | □   | □     |
| 113 Tangerine        | 32.6 | ■      |        |        |        |        |        |        |        |       |       |       |     | ■     |
| 120H Hazard          |      |        |        |        | ■      | ■      |        | ■      | ■      |       |       |       |     | ■     |
| <b>Tredsafe®</b>     |      |        |        |        |        |        |        |        |        |       |       |       |     |       |
| 601 White            | 82.7 | □      | □      | □      | □      | □      | □      | □      | □      | □     | □     |       | □   | □     |
| 616 Black            | 4.8  | ■      | ■      | ■      | ■      | ■      | ■      | ■      | ■      | ■     | ■     |       | ■   | ■     |
| 643 Dolphin Grey     | 18.2 | ■      | ■      | ■      | ■      | ■      | ■      | ■      | ■      | ■     | ■     |       | ■   | ■     |
| 647 Yellow           | 46.1 | ■      | ■      | ■      | ■      | ■      | ■      | ■      | ■      | ■     | ■     |       | ■   | ■     |
| <b>NIA50</b>         |      |        |        |        |        |        |        |        |        |       |       |       |     |       |
| 80 Mill              | 78.9 |        |        |        | □      |        |        |        |        | □     |       |       | □   |       |
| <b>P.V.C Channel</b> |      |        |        |        |        |        |        |        |        |       |       |       |     |       |
| 16 Black             |      |        |        |        |        |        |        |        |        |       |       |       |     | ■     |
| <b>Channel</b>       |      |        |        |        |        |        |        |        |        |       |       |       |     |       |
| 16 Black             | 4.7  | ■      | ■      | ■      | ■      | ■      | ■      | ■      | ■      |       |       |       | ■   | ■     |
| 80 Mill              | 78.9 | □      | □      | □      | □      | □      | □      | □      | □      | □     | □     | □     | □   |       |
| 86 Bright Brass      | 64.3 | ■      | ■      | ■      | ■      | ■      | ■      | ■      | ■      |       |       |       | ■   |       |



# Slimline Aluminium Nosings

Available in 2.46m, 2.77m, 3.22m Standard Lengths.



The NSL Profile comprises of an aluminium channel with a choice of insert material designed to meet the guidance in Approved Document M and BS8300:2009+A1:2010. It is a straight edge, single or twin channel profile and is ideal for use with resilient flooring.

The profile is supplied Mill finish as standard, other anodised and powder coated options can be made available.

Designed to meet the guidelines in BS8300:2009+A1:2010.

### External grade Tredsafe® Insert.

Tredsafe® insert is manufactured from a special blend of P.V.C., silica quartz and polymeric plasticiser giving an homogeneous hard wearing anti-slip flooring for wet and dry conditions. The three dimensional pyramid pattern which provides excellent slip resistance in both wet and dry conditions.



80 Mill

81 Matt Silver  
NSL23 Only

16 Piano Black  
Powder Coated

86\* Bright Brass



### Standard Insert



### Tredsafe® Insert



\*Anodising - Maximum length 2.4m.  
Other finishes available on demand.  
Please note; limited anodising stock available - lead times may apply

### Quick Look



Indoor / Outdoor



Easi-Lay  
Adhesive Tape  
Available



Protective Film



Made in UK

UP TO  
**20**


Insert Finishes



Colour Match  
Powder Coated Finishes



View Online



| Insert                               | LRV  | SINGLE | DOUBLE |
|--------------------------------------|------|--------|--------|
| <b>Standard</b>                      |      |        |        |
| 01 White                             | 79.9 |        |        |
| 16 Black                             | 4.5  |        |        |
| 20 Brown                             | 9.1  |        |        |
| 25 Beige                             | 41.1 |        |        |
| 27 Canvas                            | 53.2 |        |        |
| 30 Red                               | 10.6 |        |        |
| 43 Dolphin Grey                      | 27.6 |        |        |
| 44 Ice Grey                          | 42.1 |        |        |
| 46 Midnight Grey                     | 12.8 |        |        |
| 47 Yellow                            | 55.7 |        |        |
| 48 Cobalt Blue                       | 9.2  |        |        |
| 54 Saffron                           | 46.3 |        |        |
| 58 Cloud                             | 59   |        |        |
| 68 Haze                              | 66.2 |        |        |
| 78 Sand                              | 70.3 |        |        |
| 113 Tangerine                        | 32.8 |        |        |
| <b>Tredsafe®</b>                     |      |        |        |
| 601 White                            | 82.7 |        |        |
| 616 Black                            | 4.8  |        |        |
| 643 Dolphin Grey                     | 18.2 |        |        |
| 647 Yellow                           | 46.1 |        |        |
| <b>Silicone Carbide (NSL23 Only)</b> |      |        |        |
| 16 Black                             | 4.5  |        |        |
| 47 Yellow                            | 55.7 |        |        |
| <b>Channel</b>                       |      |        |        |
| 16 Black                             | 4.7  |        |        |
| 80 Mill                              | 78.9 |        |        |
| 86 Bright Brass                      | 64.3 |        |        |
| <b>Standard</b>                      |      |        |        |
|                                      |      |        | 2mm    |
|                                      |      |        | 2mm    |
| <b>Tredsafe®</b>                     |      |        |        |
|                                      |      |        | 3mm    |
|                                      |      |        | 3mm    |




# Aluminator® Slimline Nosings

Available in 2.46m, 2.77m, 3.22m Standard Lengths.

In addition to the function of step edge protection the **Aluminator®** range offers an easy, energy efficient solution to illuminate steps. Should a local or emergency power failure occur on stairways, increasing the risk of hazard for evacuees, the **Aluminator®** system allows the evacuee to orientate, locate stair edges and risers, and to assist in the safe evacuation of the premises. The system requires no electrical connection, is simple to install and requires no special maintenance other than that which you would normally carry out on any similar product. Only normal illumination, daylight, fluorescent or standard tungsten filaments are required to activate its performance. The highly durable and slip resistant silicone carbide is suitable for external use, ideal for both commercial and domestic applications where public safety is paramount.

The diverse range can be used on a wide variety of substrates such as concrete, timber, tiles, vinyl, steel and checker plate with inserts available in a wide array of colours promoting the visibility while complimenting the aesthetics.



## Standard Insert



## Tredsafe® Insert



\*Anodising - Maximum length 2.4m. Other finishes available on demand. Please note; limited anodising stock available - lead times may apply

## Quick Look



Indoor / Outdoor



Aluminator®



Easi-Lay Adhesive Tape Available



Protective Film



Made in UK

UP TO  
**20**

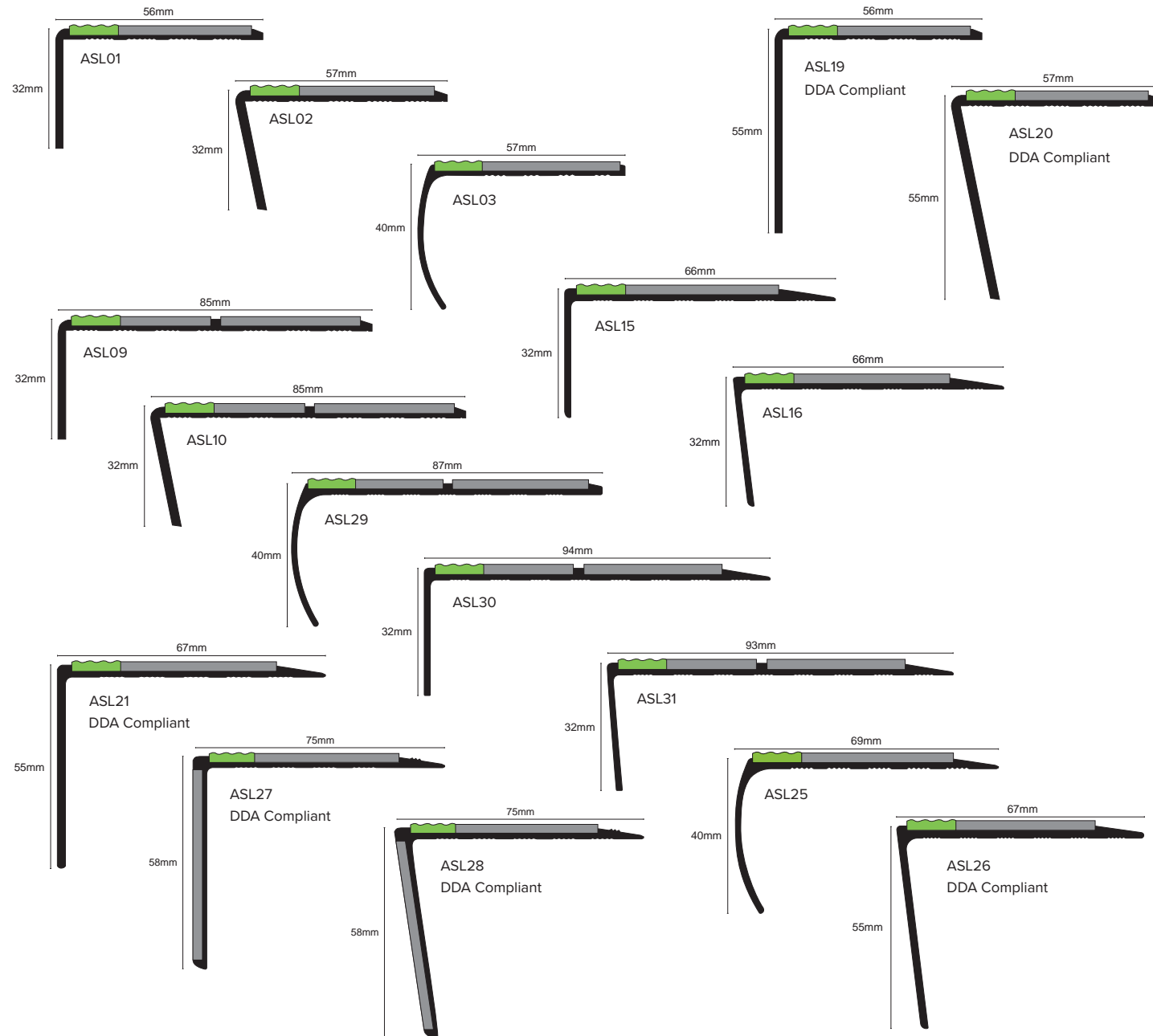
Insert Finishes



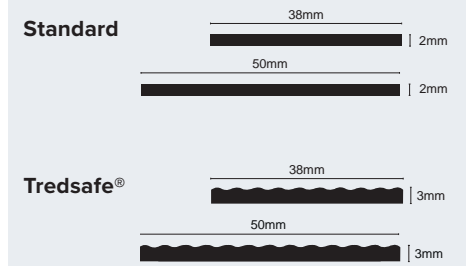
Colour Match  
Powder Coated Finishes



View Online



| Insert           | LRV  | SINGLE | DOUBLE |
|------------------|------|--------|--------|
| <b>Standard</b>  |      |        |        |
| 01 White         | 79.9 |        |        |
| 16 Black         | 4.5  |        |        |
| 20 Brown         | 9.1  |        |        |
| 25 Beige         | 41.1 |        |        |
| 27 Canvas        | 53.2 |        |        |
| 30 Red           | 10.6 |        |        |
| 43 Dolphin Grey  | 27.6 |        |        |
| 44 Ice Grey      | 42.1 |        |        |
| 46 Midnight Grey | 12.8 |        |        |
| 47 Yellow        | 55.7 |        |        |
| 48 Cobalt Blue   | 9.2  |        |        |
| 54 Saffron       | 46.3 |        |        |
| 58 Cloud         | 59   |        |        |
| 68 Haze          | 66.2 |        |        |
| 78 Sand          | 70.3 |        |        |
| 113 Tangerine    | 32.8 |        |        |
| <b>Tredsafe®</b> |      |        |        |
| 601 White        | 82.7 |        |        |
| 616 Black        | 4.8  |        |        |
| 643 Dolphin Grey | 18.2 |        |        |
| 647 Yellow       | 46.1 |        |        |
| <b>Channels</b>  |      |        |        |
| 16 Black         | 4.7  |        |        |
| 80 Mill          | 78.9 |        |        |
| 86 Bright Brass  | 64.3 |        |        |





# Heavy Duty Aluminium Nosings


Available in 2.46m, 2.77m, 3.22m Standard Lengths.

The NHD Profile is designed to be used in most commercial and industrial applications with a coloured PVC insert. It is available in a 5mm gauge allowing for fixing with carpet or similar floor covering. The profile is available in a range of designs with DDA and building regulations accounted for.

Designed to meet the guidelines in BS8300:2009+A1:2010.

### External grade Tredsafe® Insert.


Tredsafe® insert is manufactured from a special blend of P.V.C., silica quartz and polymeric plasticiser giving an homogeneous hard wearing anti-slip flooring for wet and dry conditions. The three dimensional pyramid pattern which provides excellent slip resistance in both wet and dry conditions.



80 Mill


16 Piano Black Powder Coated

86\* Bright Brass



\*Anodising - Maximum length 2.4m. Other finishes available on demand. Please note; limited anodising stock available - lead times may apply

### Standard Insert



### Tredsafe® Insert



### NIA50 Insert

### Quick Look



Indoor / Outdoor



Easi-Lay Adhesive Tape Available



Protective Film



Made in UK

UP TO 20

Insert Finishes



Colour Match Powder Coated Finishes



View Online



NNL01 Carpet Connector\*

NNL02 Ramp Connector\*

\*Available in 3.22m Standard Lengths only

| Insert           | LRV  | SINGLE | DOUBLE |
|------------------|------|--------|--------|
| <b>Standard</b>  |      |        |        |
| 01 White         | 79.9 |        |        |
| 16 Black         | 4.5  |        |        |
| 20 Brown         | 9.1  |        |        |
| 25 Beige         | 41.1 |        |        |
| 27 Canvas        | 53.2 |        |        |
| 30 Red           | 10.6 |        |        |
| 43 Dolphin Grey  | 27.6 |        |        |
| 44 Ice Grey      | 42.1 |        |        |
| 46 Midnight Grey | 12.8 |        |        |
| 47 Yellow        | 55.7 |        |        |
| 48 Cobalt Blue   | 9.2  |        |        |
| 58 Cloud         | 59   |        |        |
| 68 Haze          | 66.2 |        |        |
| 78 Sand          | 70.3 |        |        |
| 120H Hazard      | 32.8 |        |        |
| <b>Tredsafe®</b> |      |        |        |
| 601 White        | 82.7 |        |        |
| 616 Black        | 4.8  |        |        |
| 643 Dolphin Grey | 18.2 |        |        |
| 647 Yellow       | 46.1 |        |        |
| <b>NIA50</b>     |      |        |        |
| 80 Mill          | 78.9 |        |        |
| <b>Channels</b>  |      |        |        |
| 16 Black         | 4.7  |        |        |
| 80 Mill          | 78.9 |        |        |
| 86 Bright Brass  | 64.3 |        |        |
| <b>Standard</b>  |      |        |        |
|                  |      |        | 2mm    |
|                  |      |        | 2mm    |
| <b>Tredsafe®</b> |      |        |        |
|                  |      |        | 3mm    |
|                  |      |        | 3mm    |
| <b>NIA50</b>     |      |        |        |
|                  |      |        | 3.5mm  |





# Aluminator® Heavy Duty Nosings

Available in 2.46m, 2.77m, 3.22m Standard Lengths.

In addition to the function of step edge protection the **Aluminator®** range offers an easy, energy efficient solution to illuminate steps. Should a local or emergency power failure occur on stairways, increasing the risk of hazard for evacuees, the **Aluminator®** system allows the evacuee to orientate, locate stair edges and risers, and to assist in the safe evacuation of the premises.

The system requires no electrical connection, is simple to install and requires no special maintenance other than that which you would normally carry out on any similar product. Only normal illumination, daylight, fluorescent or standard tungsten filaments are required to activate its performance.



80 Mill

81 Matt Silver  
AHD23 Only


16 Piano Black  
Powder Coated

86\* Bright Brass



\*Anodising - Maximum length 2.4m.  
Other finishes available on demand.  
Please note; limited anodising stock  
available - lead times may apply

## Standard Insert



## Tredsafe® Insert



## Quick Look



Indoor / Outdoor



Aluminator®



Easi-Lay  
Adhesive Tape  
Available



Protective Film



Made in UK

UP TO  
**18**

Insert Finishes



Colour Match  
Powder Coated Finishes



View Online

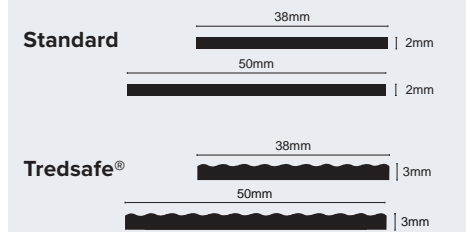


| Insert           | LRV  | SINGLE | DOUBLE |
|------------------|------|--------|--------|
| <b>Standard</b>  |      |        |        |
| 01 White         | 79.9 |        |        |
| 16 Black         | 4.5  |        |        |
| 20 Brown         | 9.1  |        |        |
| 25 Beige         | 41.1 |        |        |
| 27 Canvas        | 53.2 |        |        |
| 30 Red           | 10.6 |        |        |
| 43 Dolphin Grey  | 27.6 |        |        |
| 44 Ice Grey      | 42.1 |        |        |
| 46 Midnight Grey | 12.8 |        |        |
| 47 Yellow        | 55.7 |        |        |
| 48 Cobalt Blue   | 9.2  |        |        |
| 58 Cloud         | 59   |        |        |
| 68 Haze          | 66.2 |        |        |
| 78 Sand          | 70.3 |        |        |

|                  |      |  |  |
|------------------|------|--|--|
| <b>Tredsafe®</b> |      |  |  |
| 601 White        | 82.7 |  |  |
| 616 Black        | 4.8  |  |  |
| 643 Dolphin Grey | 18.2 |  |  |
| 647 Yellow       | 46.1 |  |  |

|                                      |      |  |  |
|--------------------------------------|------|--|--|
| <b>Silicone Carbide (AHD23 Only)</b> |      |  |  |
| 16 Black                             | 4.5  |  |  |
| 47 Yellow                            | 55.7 |  |  |

|                  |      |  |  |
|------------------|------|--|--|
| <b>Anodising</b> |      |  |  |
| 16 Black         | 4.7  |  |  |
| 80 Mill          | 78.9 |  |  |
| 86 Bright Brass  | 64.3 |  |  |






# Heavy Duty Ceramic Tile-In Edges

## 2.46 & 3.22m Standard Lengths.

This Tile-In Nosing offers a cost effective alternative to ceramic treads. The PVC insert on the tread has been designed to provide additional slip resistance. Although mainly used with ceramic tile it can also be used with wood, laminate and stone. Meets DDA Guidelines and Building regulations.

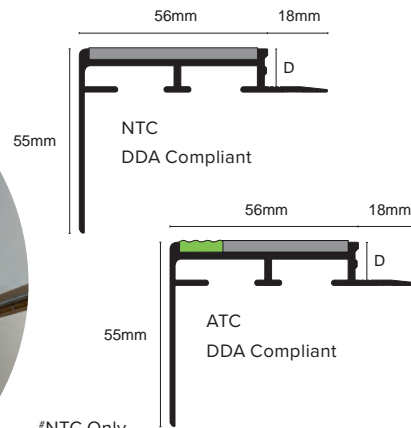
The **Aluminator®** range of profiles are available with the innovative external grade Tredsafe® Insert.

Tredsafe® insert is manufactured from a special blend of P.V.C., silica quartz and polymeric plasticiser giving an homogeneous hard wearing anti-slip flooring for wet and dry conditions. The three dimensional pyramid pattern which provides excellent slip resistance in both wet and dry conditions.



81  
Matt Silver  
LRV: 73.8


| Code  | D (mm) | Channel | Box Qty |
|-------|--------|---------|---------|
| NTC10 | 10     | 81      | 10      |
| NTC12 | 12.5   | 81      | 10      |
| ATC10 | 10     | 81      | 10      |
| ATC12 | 12.5   | 81      | 10      |



#NTC Only

\*Anodising - Maximum length 2.4m. Other finishes available on demand. Please note; limited anodising stock available - lead times may apply

### Standard Insert



### Tredsafe® Insert



### NIA50 Insert#

## Quick Look



Indoor / Outdoor



Aluminator®



Protective Film



Made in UK

20

Insert Finishes



Colour Match  
Powder Coated Finishes



View Online


# Frontier NXF/S

Available in 2.77m Standard Lengths.

The Frontier range offers a unique mechanism to secure the insert in position while offering heightened exposure to the leading edge.

This increased foot contact to the slip-resistant insert reduces the risk of slips, trips and falls on stairs designed to meet the guidance in Approved Document M and BS8300-2:2018.

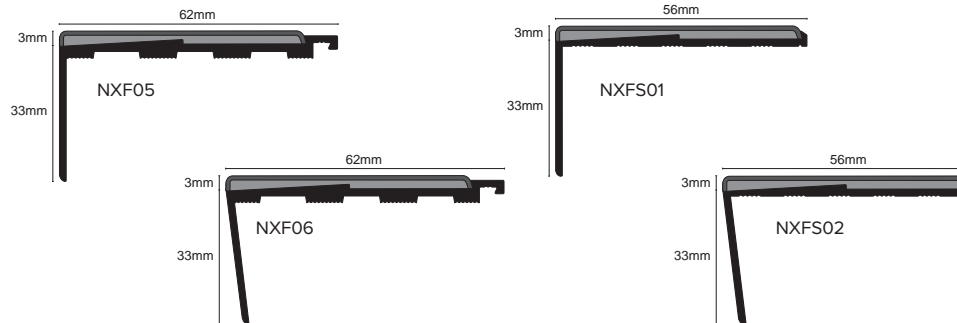

The profile is supplied Mill finish as standard, other anodised and powder coated options can be made available on request.



80 Mill

16 Piano Black Powder Coated

86\* Bright Brass



### Standard Insert



\*Anodising - Maximum length 2.4m. Other finishes available on demand. Please note; limited anodising stock available - lead times may apply

### Quick Look



Indoor Options



Protective Film



Made in UK

3

Insert Finishes



Colour Match Powder Coated Finishes



View Online



# Hard Nose P.V.C

## 3.22m Standard Lengths.

Designed to be used in most commercial and domestic applications, the rear of the profile tapers to 3mm offering greater installation opportunities.


In addition to the function of step edge protection the **Aluminator**<sup>®</sup> offers an easy, energy efficient solution to illuminate steps. Should a local or emergency power failure occur on stairways, increasing the risk of hazard for evacuees, the **Aluminator**<sup>®</sup> system allows the evacuee to orientate, locate stair edges and risers, and so assist in the safe evacuation of the premises.



16  
Black



### Standard Insert



### Tredsafe<sup>®</sup> Insert



### Quick Look



Indoor / Outdoor



Aluminator<sup>®</sup>



Easi-Lay  
Adhesive Tape  
Available



Made in UK

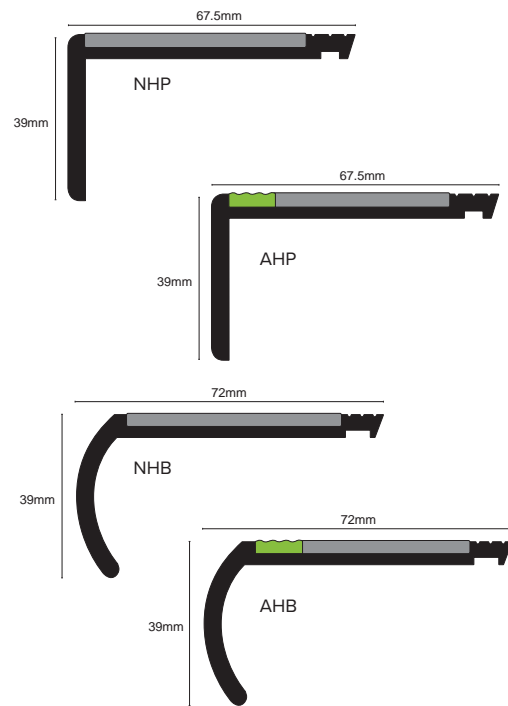
UP TO  
**20**

Insert Finishes




View Online

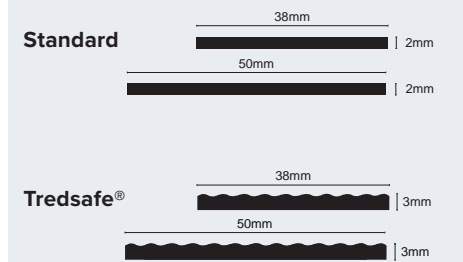
## Heavy Duty



## Slimline

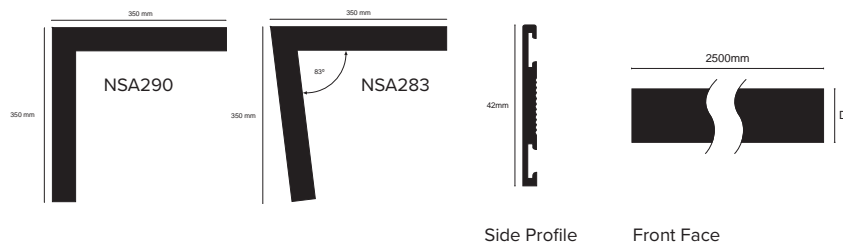


| Insert               | LRV  | SLIM                                | HD                                  |
|----------------------|------|-------------------------------------|-------------------------------------|
| <b>Standard</b>      |      |                                     |                                     |
| 01 White             | 79.9 | <input type="checkbox"/>            | <input type="checkbox"/>            |
| 16 Black             | 4.5  | <input checked="" type="checkbox"/> | <input checked="" type="checkbox"/> |
| 20 Brown             | 9.1  | <input checked="" type="checkbox"/> | <input checked="" type="checkbox"/> |
| 25 Beige             | 41.1 | <input type="checkbox"/>            | <input type="checkbox"/>            |
| 27 Canvas            | 53.2 | <input type="checkbox"/>            | <input type="checkbox"/>            |
| 30 Red               | 10.6 | <input checked="" type="checkbox"/> | <input checked="" type="checkbox"/> |
| 43 Dolphin Grey      | 27.6 | <input type="checkbox"/>            | <input type="checkbox"/>            |
| 44 Ice Grey          | 42.1 | <input type="checkbox"/>            | <input type="checkbox"/>            |
| 46 Midnight Grey     | 12.8 | <input checked="" type="checkbox"/> | <input checked="" type="checkbox"/> |
| 47 Yellow            | 55.7 | <input checked="" type="checkbox"/> | <input checked="" type="checkbox"/> |
| 48 Cobalt Blue       | 9.2  | <input checked="" type="checkbox"/> | <input checked="" type="checkbox"/> |
| 54 Saffron           | 46.3 | <input checked="" type="checkbox"/> | <input type="checkbox"/>            |
| 58 Cloud             | 59   | <input type="checkbox"/>            | <input type="checkbox"/>            |
| 68 Haze              | 66.2 | <input type="checkbox"/>            | <input type="checkbox"/>            |
| 78 Sand              | 70.3 | <input type="checkbox"/>            | <input type="checkbox"/>            |
| 113 Tangerine        | 32.8 | <input checked="" type="checkbox"/> | <input type="checkbox"/>            |
| 120H Hazard          |      | <input type="checkbox"/>            | <input checked="" type="checkbox"/> |
| <b>Tredsafe®</b>     |      |                                     |                                     |
| 601 White            | 82.7 | <input type="checkbox"/>            | <input type="checkbox"/>            |
| 616 Black            | 4.8  | <input checked="" type="checkbox"/> | <input checked="" type="checkbox"/> |
| 643 Dolphin Grey     | 18.2 | <input checked="" type="checkbox"/> | <input checked="" type="checkbox"/> |
| 647 Yellow           | 46.1 | <input checked="" type="checkbox"/> | <input checked="" type="checkbox"/> |
| <b>P.V.C Channel</b> |      |                                     |                                     |
| 16 Black             | 4.5  | <input checked="" type="checkbox"/> | <input checked="" type="checkbox"/> |





## Stair Edge Trim Pre-Formed / Landing Strip




| Code   | D (mm) | Length (mm) | Finish | Style    | Box Qty |
|--------|--------|-------------|--------|----------|---------|
| NSA290 | 42     | 350         | 16,80  | Straight | 10      |
| NSA283 | 42     | 350         | 16,80  | Rakeback | 10      |
| NTL1   | 42     | 2500        | 16,80  |          | 10      |



Made in UK



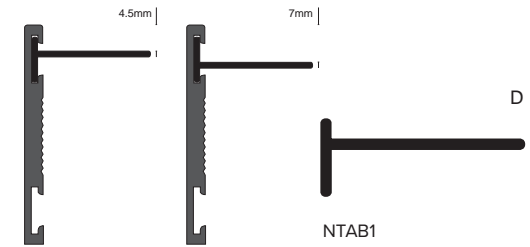
Colour Match  
Powder Coated Finishes



16  
Black

80  
Mill

## Stair Edge Trim Clips



Side Profile of NSA/NTL with NTAB1

| Code  | D (mm)  | Pack Qty          |
|-------|---------|-------------------|
| NTAB1 | 4.5 / 7 | Dual Height<br>20 |

## Easi-Lay Adhesive Tape

High Performance Bonding Tape is pressure sensitive adhesive exhibiting high levels of adhesion and cohesion. Unlike many other rubber resin adhesive tapes, Easi-Lay Adhesive Tape is solvent free and has good UV resistance coupled with good peel strength. It is easy to use with a fingerlift liner offering an instant high bond to most common materials from plastic, ceramics, metals, wood and glass and will bond to most common substrates including difficult to bond materials such as polyethylene and polypropylene.

- Suitable for indoor and outdoor use
- Forms a strong waterproof bond
- Good UV resistance
- Indirect Food Approved FDA 21 CFR 175.105
- Easy to apply with finger lift liner
- Instant bonds with high levels of adhesion and cohesion
- Supplied in roll form for application by hand only.



*Installation Guide  
Available Online*



| Code  | Description                       | Pack Qty  |
|-------|-----------------------------------|-----------|
| NEZ50 | 46mm Easi-Lay Nosing Adhesive Tap | 50m Rolls |



# Tools

We don't just provide the perfect finish; we provide the means to achieve it. Our range of tools cover each aspect of an installation and ensure you're able to complete any job in an efficient, effective and safe manner with ease and efficiency you won't find anywhere else.



# Genesis

For the Perfect Finish






**Page 57**

Spacers



**Page 58**

Drilling



**Page 59**

Diamond Cutting



**Page 60**

Levelling Systems



**Page 61-63**

Trowels



**Page 64**

Floats & Sponges



**Page 65**

Cleaning



**Page 66-67**

Miscellaneous Tiling Tools



**Page 68**

PPE



See our **NEW** tool range on pages 69-88



## Spacers

Our spacer range covers different shape and size formats all your needs. Available in either small bags or the extremely popular bucket containers; our Cross, T and Wedge spacer options provide versatility in your work.

All spacers are injection moulded for precision and are individually separated during production to allow for faster use when tiling.



| Code | Size  | Type    | Qty  | Pack   | Box Qty |
|------|-------|---------|------|--------|---------|
| 507  | 0-5mm | Wedges  | 100  | Bag    | 10      |
| 505  | 1mm   | Cross   | 500  | Bag    | 50      |
| 515  | 2mm   | Cross   | 250  | Bag    | 25      |
| 510  | 2mm   | T Shape | 250  | Bag    | 25      |
| 555  | 2mm   | Cross   | 500  | Bag    | 15      |
| 625  | 2mm   | Cross   | 2500 | Bag    | 2       |
| 557  | 2mm   | Cross   | 5000 | Bucket | 1       |
| 535  | 3mm   | Cross   | 250  | Bag    | 25      |
| 536  | 3mm   | Cross   | 500  | Bag    | 15      |
| 538  | 3mm   | Cross   | 5000 | Bucket | 1       |
| 570  | 5mm   | Cross   | 100  | Bag    | 50      |



## Rotera Wedge

The Genesis Rotera Wedge is the perfect tool to increase productivity when laying tiles. The clever, yet simple design allows the installer to achieve a fully controlled level of accuracy to achieve the perfect finish. The wedges simply rotate to the exact space needed. They are the perfect choice when looking to support the bottom course when wall tiling.

Gone are the days of using cardboard to rest the tiles on or stacking up traditional wedges, the Genesis Rotera Wedges offer the perfect solution for creating space for stone, masonry, paving, bricklaying and tile installations.

| Code | Description                    | Qty |
|------|--------------------------------|-----|
| 508  | Rotera Wedge 1-13mm. Bag of 50 | 10  |





Diamond Hole Saw Set

2 x 6, 2 x 8, 10, 12, 22 and 35mm diamond drill bits.

Suitable for drilling porcelain, marble, granite and travertine.



| Code | Description        | Qty |
|------|--------------------|-----|
| 750  | Trade Hole Saw Set | 10  |

M14 Dry Drills

Suitable for drilling porcelain, marble, granite and travertine.

Diamond brazed cutting rim with dust discharge hole.

M14 Thread fits directly onto angle grinder with 11,000rpm.



**REVOLUTION**  
DIAMOND DRILLS

| Code | Description | Qty |
|------|-------------|-----|
| 781  | 6mm         | 10  |
| 782  | 8mm         | 10  |


Dry Drill Bits



| Code  | Description   | Qty |
|-------|---------------|-----|
| 806DD | 6mm Dry Drill | 10  |
| 808DD | 8mm Dry Drill | 10  |

Tile / Glass Drill Bits

Carbide tipped drill suitable for glass and glazed ceramic tiles.



| Code | Description              | Qty |
|------|--------------------------|-----|
| 836  | 6mm Tile/Glass Drill Bit | 10  |
| 838  | 8mm Tile/Glass Drill Bit | 10  |

Diamond Hole Saws 2 pack



| Code | Description       | Qty |
|------|-------------------|-----|
| 756  | 2 x 6 mm Hole Saw | 20  |
| 758  | 2 x 8 mm Hole Saw | 20  |



### Cyclone Blades

For Wet and dry cutting of tiles. Unique segment blade design provides effective removal and fine cuts.

Max RPM 12220,  
Max cutting depth 25mm.

22.2mm bore with reducers 20 & 16mm.

Blade thickness only 1.5mm with 10mm Segment.

### Continuous Rim



High performance diamond blade for wet and dry cutting of Ceramic wall and Floor Tiles.



| Code    | Description    | Diameter | Bore   | Qty |
|---------|----------------|----------|--------|-----|
| B335115 | Cyclone        | 115      | 22.2mm | 10  |
| B775115 | Continuous Rim | 115      | 22.2mm | 10  |




See our **NEW** range of Blades and Drills





# GLS WEDGE

The tried, tested and trusted GLS Wedge system is an efficient and quick adjustable method that is easy to remove and perfect for both floor and wall tiles, available a range of grout line sizes with bulk-buy packages offering long-lasting value.



- Improved accuracy and installation speed
- Traction adjustable applicator tool
- Bulk packs available
- Maximum working depth 12mm (standard base)
- XL Base for 12-20mm tiles
- Consistent grout lines (1, 2 or 3mm)
- Ideal for walls and floors

| Code   | Description  | Qty |
|--------|--|-----|
| 639    | 1mm Levelling Base 100pcs per pack                     | 10  |
| 640    | 2mm Levelling Base 100pcs per pack                     | 10  |
| 641    | 3mm Levelling Base 100pcs per pack                     | 10  |
| 641XL  | 3mm Levelling Base for 12 - 20mm tiles 100pcs per pack | 10  |
| 644    | Levelling Wedge 100pcs per pack                        | 5   |
| 646    | Application Tool                                       | 6   |
| 647CD  | GLS Clip Dozer   | 1   |
| 640BLK | 2mm Levelling Bases - 500pk                            | 6   |
| 641BLK | 3mm Levelling Bases - 500pk                            | 6   |
| 644BLK | Levelling Wedges - 500pk                               | 4   |

# GLS SPIN


GLS Spin is an innovative tile levelling system allowing accelerated installation resulting from its auto-rotation mechanism using centripetal force.

- Flat base system
- Consistent grout line (2, 3 or 5mm)
- Maximum working depth 25mm (3 and 5mm base only)
- Optional anti-friction plate
- Ideal for walls and floors
- Minimal effort
- No installation tools required

| Code  | Description  | Qty |
|-------|--|-----|
| 618   | Spin caps - 50 pcs                                   | 10  |
| 622   | 2mm flat base - 100 pcs (max. depth 18mm)            | 10  |
| 623   | 3mm flat base - 100 pcs (max. depth 25mm)            | 10  |
| 624   | 5mm flat base - 100 pcs (max. depth 25mm) <b>NEW</b> | 10  |
| 610   | Anti friction plates - 100 pcs                       | 10  |
| 647CD | GLS Clip Dozer                                       | 1   |



Image for illustration purposes only



The all in one, reusable levelling system from BIHUI... No tools, no snapping, no fuss...

# BIHUI

PROFESSIONAL TILING TOOLS



See details on page 86



## Soft Grip Trowels


Extensive range of soft-comfort handle trowels with steel blade.

| Code | Description           | Qty |
|------|-----------------------|-----|
| 910  | 2mm V Notch           | 6   |
| 903  | 3.5mm Square Notch    | 6   |
| 904  | 4mm Square Notch      | 6   |
| 906  | 6mm Square Notch      | 6   |
| 908  | 8mm Square Notch      | 6   |
| 909  | 10mm Square Notch     | 6   |
| 907  | 12mm Square Notch     | 6   |
| 902  | 20 x 10mm Round Notch | 6   |




## Tiger Trowel

Notch design tried and tested in Central Europe, Scandinavia and Australia.



| Code  | Description          | Qty |
|-------|----------------------|-----|
| 911TG | Notched Tiger Trowel | 6   |



## Soft Grip Gauging & Bucket Trowels

Soft-comfort handle trowels with steel blade.



| Code | Description              | Qty |
|------|--------------------------|-----|
| 952  | Soft Grip Gauging Trowel | 12  |
| 953  | Soft Grip Bucket Trowel  | 12  |




### Stainless Steel Trowel Sets

- Stainless Steel Blades
- Interchangeable Handle
- Square notch 4,6,8 & 10mm
- 10 x 20mm Round Notch
- Tiger Trowel
- V notch x 5
- Screeding Blade




### Ceramics Set - Blades Included

| Code    | Description           | Qty |
|---------|-----------------------|-----|
| 965SET  | 6 blade set           | 5   |
| 965BS4  | 4mm Square Notch      | 10  |
| 965BS6  | 6mm Square Notch      | 10  |
| 965BS8  | 8mm Square Notch      | 10  |
| 965BS10 | 10mm Square Notch     | 10  |
| 965BTG  | Tiger                 | 10  |
| 965BR20 | 20 x 10mm Round Notch | 10  |
| 965HDL  | Handle                | 10  |



### Flooring Set - Blades Included

| Code     | Description            | Qty |
|----------|------------------------|-----|
| 965FTS   | 6 blade set - Flooring | 5   |
| 965BSC   | Screed                 | 10  |
| 965BV104 | 1mm x 4mm notch        | 10  |
| 965BV155 | 1.5mm x 5mm notch      | 10  |
| 965BV206 | 2mm x 6mm notch        | 10  |
| 965BVA1  | A1 notch               | 10  |
| 965BVA2  | A2 notch               | 10  |
| 965HDL   | Handle                 | 10  |



Stainless Steel XL Trowel Set

- Changeable TPR Handle x 2
- 6mm Square Notch Blade
- 8mm Square Notch Blade
- 10mm Square Notch Blade
- 12mm Square Notch Blade
- Tiger Blade
- Diagonal Notch Blade
- Supplied in a handy storage box





Extra Large Screeding Blade



XL Ceramics Set - Blades Included

| Code      | Description                | Qty |
|-----------|----------------------------|-----|
| 965XLS    | 6 blade set with 2 handles | 5   |
| 965BS6XL  | 6mm Square Notch           | 10  |
| 965BS8XL  | 8mm Square Notch           | 10  |
| 965BS10XL | 10mm Square Notch          | 10  |
| 965BS12XL | 12mm Square Notch          | 10  |
| 965BTGXL  | Tiger                      | 10  |
| 965BANXL  | Diagonal                   | 10  |
| 965HDL    | Handle                     | 10  |



| Code     | Description                                       | Qty |
|----------|---|-----|
| 965BSCXL | Extra large screeding blade (not included in set) | 6   |

Float Attachment



| Code   | Description                            | Qty |
|--------|--|-----|
| 965FLT | Float attachment (not included in set) | 6   |



## Premium Grout Float

Professional float designed for grouting wall and floor tiles. PVC handle, aluminium backing with white rubber face, rounded & bevelled edges for ease of spreading.



| Code | Description | Qty |
|------|-------------|-----|
| 995  | Grout Float | 12  |

## Cleaning Pad Set

Scouring pad set of 3 with new handle, white fine, brown medium, black coarse.



| Code   | Description      | Qty |
|--------|------------------|-----|
| 725SET | Scouring Pad Set | 25  |

## Cleaning Pads

Handle with velcro fixing for coarse, medium and fine cleaning pads.



| Code   | Description        | Qty |
|--------|--------------------|-----|
| 725-H  | 80 x 235mm Handle  | 12  |
| 725-BC | Coarse Pad (Black) | 100 |
| 725-GM | Medium Pad (Brown) | 100 |
| 725-WF | Fine Pad (White)   | 100 |

## Grout Float

P.V.C. Handle with aluminium plate



| Code | Description | Qty |
|------|-------------|-----|
| 944  | Grout Float | 12  |


## Dual Edge Float

For grouting of floors and walls.

Ergonomic handle, anti-abrasion rubber.

The dual profile rubber (18° & 42°) allows optimal performance both with low density and high density grout, with both narrow and large joints.

The Green float is ideal for epoxy grout, the Blue float is perfect for cementitious grout.



| Code  | Description                       | Qty |
|-------|-----------------------------------|-----|
| 946BL | Blue Soft Rubber Dual Edge Float  | 10  |
| 946GR | Green Hard Rubber Dual Edge Float | 10  |

## Float with Hydro Sponge

- 280 x 140mm
- Replaceable Sponge
- Soft grip handle
- Block cut



| Code   | Description                 | Qty |
|--------|-----------------------------|-----|
| 998-S  | Float with Block Sponge     | 24  |
| 998-SP | Replacement Sponge for 998S | 20  |

## Epoxy Cellulose Sponge Float



Block Cut

- 280 x 140mm
- 30mm Sponge
- Ideal for epoxy
- Block Cut



| Code   | Description            | Qty |
|--------|------------------------|-----|
| 998EXP | Cellulose Sponge Float | 24  |

## Float with Hydro Sponge



Block Cut

- 280 x 140mm
- 30mm Sponge



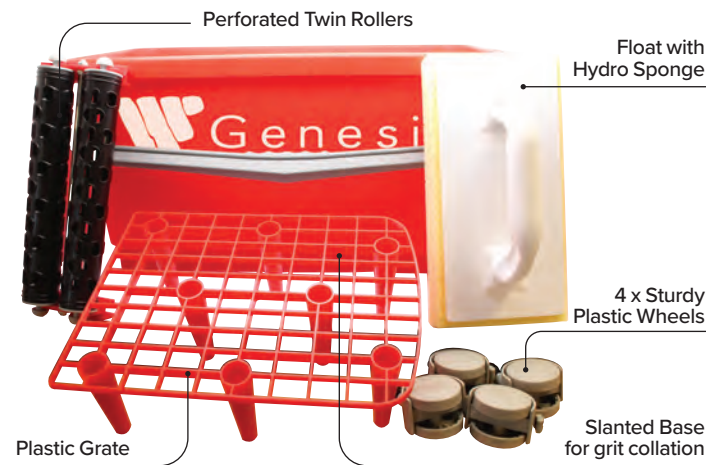
| Code  | Description                       | Qty |
|-------|-----------------------------------|-----|
| 998   | Float with Block Cut Sponge       | 10  |
| 998WO | Float with Sponge - not Block Cut | 10  |

## 23L Washboy Set

Our popular 23L Professional cleaning Washboy set has had some improvements and is now even more user friendly.

- New slanted base
- New ergonomic handle
- New easy to read litre / fl oz measurements inside the bucket
- New spout / lowered lip for easy pouring
- Perforated twin rollers
- Plastic float with hydro sponge
- Plastic grate
- 4 x sturdy plastic wheels

| Code | Description           | Qty |
|------|-----------------------|-----|
| 993  | 23L Washboy           | 1   |
| 993W | 4 x Wheels For 993    | 10  |
| 993G | Plastic Grate For 993 | 10  |
| 993R | Rollers For 993       | 10  |



## Sponges

Used for grouting and cleaning up grout.



| Code | Description         | Qty |
|------|---------------------|-----|
| 916  | Professional Sponge | 45  |
| 942  | Basic Hydro Sponge  | 30  |
| 996  | Large Hydro Sponge  | 20  |
| 997  | Small Hydro Sponge  | 18  |

## Combination Spreader

125mm / 5" Basic Plastic handled Combination Spreader with rubber fin and measuring guide.



| Code | Description          | Qty |
|------|----------------------|-----|
| 954  | Combination Spreader | 50  |

## Pro Floor Squeegee

Black double-weight natural rubber, steel frame, compatible with wooden and aluminium handles, locked with the locking screw.




| Code | Description              | Qty |
|------|--------------------------|-----|
| 708  | Floor Squeegee 450mm     | 1   |
| 710  | Wooden Shaft 1200 x 25mm | 1   |



### Spike Roller

Spiked Rollers for use with epoxy resin coatings and cementitious floor screeds to remove trapped air bubbles in the floor coating.

Ideally weighted and designed for a smooth gliding action with integral splash guard for all models.



| Code   | Description             | Qty |
|--------|-------------------------|-----|
| R94241 | 250 x 11mm Spike Roller | 1   |
| R94242 | 500 x 11mm Spike Roller | 1   |
| R94246 | 250 x 31mm Spike Roller | 1   |
| R94248 | 500 x 31mm Spike Roller | 1   |

### Mini Suction Cup

For easy positioning and repositioning of floor and wall tiles with varying lifting strengths to accommodate all types of installations.



| Code    | Description                       | Qty |
|---------|-----------------------------------|-----|
| B334210 | Ø 80mm Mini Suction Cup SWL 20kgs | 24  |



### Spike Shoes

Ideal for walking on wet screeds or levelling compounds.




| Code   | Description        | Qty |
|--------|--------------------|-----|
| R94256 | Spike Shoes - 25mm | 1   |

### Tile Remover / Scraper



| Code  | Description            | Qty |
|-------|------------------------|-----|
| 920TR | Tile Remover / Scraper | 12  |



### Mitre Block

- Unique design
- Solid construction
- Anti-slip base
- Channel to hold profiles
- Multi compatible




Hacksaw not included

| Code  | Description           | Qty |
|-------|-----------------------|-----|
| 900MB | Versatile Mitre Block | 10  |

### Tile Magnets for Access Panels

Magnetic lock set for tile cover of control panels. They are packed in an attractive blister pack with four magnets in each pack.

| Code | Description  | Box |
|------|--------------|-----|
| 912  | Tile Magnets | 10  |



### Grout Rake

Professional Grout remover with interchangeable carbide and saw blades.



| Code | Description           | Qty |
|------|-----------------------|-----|
| 925G | Grout Rake            | 12  |
| 925B | Spare Blades for 925G | 10  |

### Mixer

Twisted mixer for mixing grout etc, hexagonal steel handle will fit standard drills - chrome plated.

| Code | Description        | Qty |
|------|--------------------|-----|
| 914  | 400mm x 80mm Mixer | 5   |



### Soft Grip Heavy Duty Nipper

Tungsten Carbide edge for superior hardness.

| Code  | Description       | Qty |
|-------|-------------------|-----|
| 971HD | Heavy Duty Nipper | 10  |



### Cutting Blade for Stainless Steel

Wear resistant bond system.

Max. RPM: 13,300

Width: 1mm

Bore: 22.2mm



| Code    | Description           | Qty |
|---------|-----------------------|-----|
| B550115 | Ø 115mm Cutting Blade | 1   |

### Tile Markers

Set of markers suitable for marking out tiles, glass, plastic, metal and paper.

| Code | Description  | Qty |
|------|--------------|-----|
| 704  | Tile Markers | 25  |





### Knee Pads

- Foam core gives maximum cushioning
- Perforated neoprene lining
- One size fits all
- Heavy Duty construction
- Velcro straps & Pressure clip secure below the knee increasing stability & comfort
- Pack contains one pair



| Code | Description | Qty |
|------|-------------|-----|
| 989A | Knee Pads   | 12  |

See BIHUI knee pads on page 87

### Work Wipes

- Antibacterial
- Anti-Weil's disease
- Dermatologically tested

Removes paint, oil, grease, adhesives, silicones, mastics and more from hands, tools and hard surfaces.

| Code  | Description                 | Qty |
|-------|-----------------------------|-----|
| 725WW | 200 wipes per tub dispenser | 6   |
| 725WR | Refill Pack 200             | 12  |



### Floor / Carpet Protector

- Self adhering cover for temporary protection for floor coverings
- The adhesive back makes it quick and easy to install. Perfect for protection when painting / decorating - No tape needed
- Ideal for high traffic areas
- Made of 50 micron PE plastic

| Code    | Description      | Qty |
|---------|------------------|-----|
| B869007 | Floor Protector  | 16  |
| B869011 | Carpet Protector | 16  |





**BIHUI**<sup>®</sup>  
PROFESSIONAL TILING TOOLS

Innovation is the key word at the forefront of BIHUI's unrivalled range; developing high quality tools that are manufactured using the latest technology with a focus on function and design in every detail. For every job of every size including large format tiles BIHUI is the perfect partner helping you achieve a flawless finish.



**Genesis**

For the Perfect Finish



### Manual Rail Cutting System

For manual cutting of large format tiles with thicknesses between 3-6mm.


Packed in plastic case and tool bag, this 3 rail system has a cutting ability of up to 3.6m.

System includes:

- 1 x Cutting Carriage
- 2 x Cutting Wheels
- 3 x Aluminium Rails with Suction Cups
- 1 x Breaking Plier
- 2 x Break Clamp Device
- 2 x F Clamp

Also available individually

| Code        | Description                                | Qty |
|-------------|--|-----|
| BU-LFMCS    | Manual cutting carriage                    | 1   |
| BU-LFRS     | Rails for use with the above               | 1   |
| BLFMCR      | Manual cutting system (carriage and rails) | 1   |
| BU-LFMCS-SW | Replacement Cutting Wheel                  | 1   |



### Electric Cutter

An electric dry cutter compatible with the manual rail system for large format tiles.


- 1500W, 220V
- 13000rpm
- Max. cutting depth 14mm
- Mitre cuts

| Code      | Description                  | Qty |
|-----------|------------------------------|-----|
| BU-LFECMR | Electric cutting carriage    | 1   |
| BU-LFRS   | Rails for use with the above | 1   |



### Lifting System

- Robust and stable plate lift for large-format plates
- Adjustable rail system, max capacity 3.2 x 1.6m
- Max. lifting capacity 130kgs
- Soft Grip easy access handles



| Code      | Description    | Qty |
|-----------|----------------|-----|
| BU-LFCSV4 | Lifting System | 1   |




## Workbench

A lightweight, robust and stable workbench for large-format tiles, enabling cutting / drilling without risk of damaging the work surface.

Easily assembled for transport and storage and can be mounted together with additional tables for increased work surface, features includes foldable legs and adjustable rails.

Height: 800mm  
 Width: 1400mm  
 Length: 1800mm  
 Max. Load: 200kg

| Code   | Description                     | Qty |
|--------|---------------------------------|-----|
| BLFWBO | Workbench for Large Format Tile | 1   |



Connect 2 benches for 3600mm length



## Transport Cart

The ideal solution to move large format slabs of porcelain stoneware in the warehouse, places of installation offering work area to apply the adhesive.

Thanks to the 4 soft rubber castors (Lockable) positioned on each corner superb control of movement and direction is created plus they make it extremely stable.

Height: 1500mm  
 Width: 1500mm  
 Depth: 750mm  
 Max. Load: 280kg

| Code    | Description                          | Qty |
|---------|--------------------------------------|-----|
| BLFCART | Transport cart for Large Format Tile | 1   |



### Mitre Jolly Cutting System

Contains mitre cutting frame with BIHUI 5" angle grinder and edge cutting blade in 125mm



| Code     | Description                | Qty |
|----------|----------------------------|-----|
| BU-LFMBF | Mitre Jolly Cutting System | 1   |

### Tile Space Regulator

For positioning and fine-tuning of large-format and heavier materials with a smooth surface, such as stone, granite, metal and glass.

- 6 suction cups
- Span between 170 - 225mm
- Width: 350mm. Length: 655mm



| Code   | Description          | Qty |
|--------|----------------------|-----|
| BLFTGP | Tile Space Regulator | 1   |



### Hot Pressed Grinding Diamond Blade

- 45 degree cutting
- Edge polishing
- 1.6mm thick
- Diamond height 24mm



| Code      | Description                        | Qty |
|-----------|------------------------------------|-----|
| BU-DPE125 | Hot Pressed Grinding Diamond Blade | 10  |




### 2 in 1 Multi Angle Tile Fixer & Adjuster

- With 6" vacuum suction cup
- Work for 90°& 180°& 270° alignment and tile gap adjustment
- Two buttons for adjusting tile level
- Light duty and durable structure
- Ideal for handling with porcelain or stone tiles and glass



| Code      | Description                              | Qty |
|-----------|--|-----|
| BU-LFTFV6 | 2 in 1 Multi Angle Tile Fixer & Adjuster | 10  |



## Vibration Tile Beater

Compact and lightweight, the vibration beater removes residual air bubbles trapped between the tile and adhesive, to give a solid bed finish.

The intensity of the vibration is adjustable via the switch, other features include integral level and working light.

- Lithium Battery
- Voltage 16.8V
- Charging Time: 2 Hours
- Battery Life Indicator
- Max. Lift: 35kg

| Code         | Description                | Qty |
|--------------|----------------------------|-----|
| BU-LFTBV     | Vibration Tile Beater V2   | 1   |
| BU-LFTBVbatt | Spare Battery for BU-LFTBV | 1   |



## Square Beating Block

- With 130 x 7mm opening in the middle
- Suitable for most suction cups
- Spreads the vibration area across the tile
- 260 x 180 x 12mm

| Code       | Description   | Qty |
|------------|---------------|-----|
| BU-LFTBVBB | Beating Block | 20  |







BU-DCWT7



BU-CG1900W



### 1900W Concrete Grinder

- Made of durable aluminum alloy, metal and engineering nylon
- Ergonomic design characterized with the increased balance and flatness
- Suitable for almost all 180mm diamond or resin discs
- Featured with power-off & overloading protections, and speed regulation
- Full wave electronics, soft start, and with a start-current limit function
- Removable front protective cover with magnetic, convenient for corner grinding (inner corner)
- Self-cleaning design, equipped with professional vacuum cleaner interface, can be used in vacuum bag or vacuum cleaner, dust-free operation
- Convenient installation, comfortable operation, reducing labour intensity
- Adjustable angles to meet the needs of the working scene.
- Equipped with adjustable positioner device to ensure the consistency of grinding edges and corners.
- Removing old surfaces as well as preparing a new base for secondary renovation.
- Suitable for materials like tile, concrete, etching, tile adhesive, natural stone, plaster, paint, coating, adhesive carpet etc.



BU-CGWS19

| Code       | Description   | Qty |
|------------|---|-----|
| BU-CG1900  | 1900W Concrete Grinder suitable for 180mm diamond or resin discs, | 1   |
| BU-CG1900W | Dual row Diamond Wheel 180mm                                      | 5   |
| BU-DCWT7   | Professional Turbo Diamond Wheel 180mm                            | 5   |
| BU-CGWS19  | Adjustable stand for BW-CG1900 with 2.5m cable                    | 1   |

## Dust Extraction System for Drilling

Collects dust and water when drilling while acting as a guide, suitable for drilling up to Ø 72mm.

Simply connect to a vacuum cleaner with the nozzle diameter of 25-35mm, the air is channelled producing a seal against the Tile.

- Flexible rubber gasket that maintains the connection with a vacuum nozzle (diameter of 25-35mm)
- Suction that seals even on uneven surfaces
- Suitable for drilling up to 14-72mm hole saws
- Supplied with adaptor for connecting to vacuum cleaner



| Code    | Description                  | Qty |
|---------|------------------------------|-----|
| BU-TDBS | Dust Extraction for drilling | 1   |

## Dust Extraction System for Grinding Wheels

- Available in Ø125mm & 180mm
- With universal connectors for angle grinders
- Quick release lock
- Fast evacuation of dust
- Rubber adapter for vacuum cleaner
- Movable guide for grinding upto walls



| Code      | Description                      | Qty |
|-----------|----------------------------------|-----|
| BU-DCWDE5 | Dust extractor for grinding cups | 5   |






## Cutting

### Diamond Cup Wheel

125mm for use with standard angle grinders.  
Provides a smooth finish to concrete surfaces



| Code     | Description                                      | Application Materials                                     | Features  | Qty |
|----------|--|---|---|-----|
| BU-DCWA5 | 6 block diamond grinding wheel #25/30 grit       | Concrete, cement, and other harsh surfaces                | <ul style="list-style-type: none"> <li>Diamond tipped arrow-shape is ideal for preparing rough surfaces</li> <li>Coarse grit allows for aggressive grinding</li> <li>Allows for quick surface removal</li> </ul>            | 5   |
| BU-DCWD5 | Dual row diamond grinding wheel #35/40 grit      | Granite, concrete and other masonry materials             | <ul style="list-style-type: none"> <li>Ideal for bevelling, smoothing and sharpening</li> <li>Provides a quality finish from rough surfaces</li> <li>Durability provides consistent surface preparation</li> </ul>          | 5   |
| BU-DCWF5 | Turbo diamond grinding wheel #35/40 grit         | Concrete, cement and paint                                | <ul style="list-style-type: none"> <li>Ideal for first cut surface preparation</li> <li>Fast acting angled blocks provide a refined finish</li> <li>Durability provides consistent surface preparation</li> </ul>           | 5   |
| BU-DCWT5 | Pro turbo diamond grinding wheel #40/45 grit     | Concrete, ceramic and masonry materials                   | <ul style="list-style-type: none"> <li>Suitable for both rough surface removal and refined finishing</li> <li>Allows for quick surface removal</li> <li>Durability provides consistent surface preparation</li> </ul>       | 5   |
| BU-DCWG5 | Paint & epoxy diamond grinding wheel #50/60 grit | Epoxy, paint, waterproofing membrane, glues and adhesives | <ul style="list-style-type: none"> <li>Lightweight and flexible usage</li> <li>For removal of thinner coatings or rust</li> <li>Surface removal by digging and tearing coating rather than grinding surface down</li> </ul> | 5   |

### Grinding Wheels



115mm with 22.2mm bore suitable for most grinders. Ideal for smoothing, grinding and shaping tile, marble, porcelain, natural stone and glass.



| Code      | Description                            | Qty |
|-----------|--|-----|
| BU-DPF060 | Universal Diamond Flap Wheel Grit #60  | 10  |
| BU-DPF200 | Universal Diamond Flap Wheel Grit #200 | 10  |



Polishing Pads



- Size: 100mm (#50 #200 #800 #1500)
- Sharp, durable, well finish
- Great for polishing flat surfaces and beveled edges
- Light color pad design
- Ideal for white and light color ceramic tiles and other materials



| Code      | Description   | Qty |
|-----------|---|-----|
| BU-DPP405 | 100mm Dry Diamond Polishing pad #50 Grit              | 25  |
| BU-DPP420 | 100mm Dry Diamond Polishing pad #200 Grit             | 25  |
| BU-DPP480 | 100mm Dry Diamond Polishing pad #800 Grit             | 25  |
| BU-DPP415 | 100mm Dry Diamond Polishing pad #1500 Grit            | 25  |
| BU-DPV405 | 100mm Dry Polishing Pads w/ Brazed Diamonds #50 Grit  | 10  |
| BU-DPV410 | 100mm Dry Polishing Pads w/ Brazed Diamonds #100 Grit | 10  |
| BU-DPPH4  | Rubber Packing Pad, velcro back, M14 connection Black | 10  |

Diamond Hand Pads

For smoothing the edges of any type of marble, granite, porcelain, stoneware and ceramics.

- Electroplated finishing
- Comfortable foam grip



| Code      | Description                | Qty |
|-----------|----------------------------|-----|
| BU-DHP060 | Diamond Hand Pad, 60 Grit  | 10  |
| BU-DHP120 | Diamond Hand Pad, 120 Grit | 10  |
| BU-DHP200 | Diamond Hand Pad, 200 Grit | 10  |
| BU-DHP400 | Diamond Hand Pad, 400 Grit | 10  |



### Jumbo Trowel Set


Fifteen piece Stainless Steel trowel set in storage case.

**Set Includes:**

- 2 x changeable TPR handle
- 6 x 280 x 115mm blades
  - 6mm Square
  - 8mm Square
  - 10mm Square
  - 10x20mm Round
  - Tiger
  - Diagonal
- 6 x 480 x 130mm blades,
  - 6mm Square
  - 8mm Square
  - 10mm Square
  - 12mm Square
  - Tiger
  - Diagonal



| Code       | Description      | Qty |
|------------|------------------|-----|
| BU-PTSJK15 | Jumbo Trowel Set | 1   |



### Battery Vacuum Suction Cup Kit

Featured with spare electric battery plunger, Manual pump and electric pump action, Suitable for both smooth and texture

**Electric Battery Pump**

- Working indicator button
- USB charger 30cm
- 3.7V - 1200mAh

| Code        | Description                    | Qty |
|-------------|--------------------------------|-----|
| BU-SCBS8    | Battery Vacuum Suction Cup Kit | 10  |
| BU-SCBS8-PG | Electric Battery Pump          | 100 |




### Heavy Duty Suction Cup - 110kg

Heavy duty suction cup with visual guide to let you know when full suction has been achieved.

- Lifting Capacity: 110kg
- Ø 200mm
- Pump Action
- Quick Release
- Outer Ring ideal for textured tiles
- Protective Carry Case

| Code     | Description   | Qty |
|----------|---|-----|
| BU-SCVU8 | Pump Suction cup for texture surfaces, capacity 110kg | 1   |



### Twin Suction Cup 85kg



- Size: 125mm (5")
- Lifting capacity: 85kg ( 187lbs )
- Made of aluminium with rubber suction cup
- Ideal for carrying ceramic tiles, marble and glass
- Before use make sure the surface is clean and smooth

| Code     | Description                                    | Qty |
|----------|--|-----|
| BU-SCDB4 | Double head suction cup Size: 4" Capacity 85kg | 12  |



### Laser Levels

- 360°Self-levelling green beam 12 lines laser level
- Auxiliary tiles fixing, wall decoration, floor tiles fixing, stair handrails, furred ceiling, floor tile, plastering etc

#### Accessories include:

- USB charging
- Lithium-ion Battery
- Laser target plate
- Green glasses
- Bracket with adjusting and level spirit
- Magnetic bracket PV9 & PV6+ (BU-LLG12 only)

| Code         | Description                                     | Qty |
|--------------|---|-----|
| BU-LLG05     | Self-levelling 5 Lines Green Beams Laser Level  | 1   |
| BU-LLG12     | Self-levelling 12 Lines Green Beams Laser Level | 1   |
| BU-LLG12BATT | Spare Battery for BU-LLG12                      | 1   |
| BU-LLG5BATT  | Spare Battery for BU-LLG05                      | 1   |



BU-LLG12

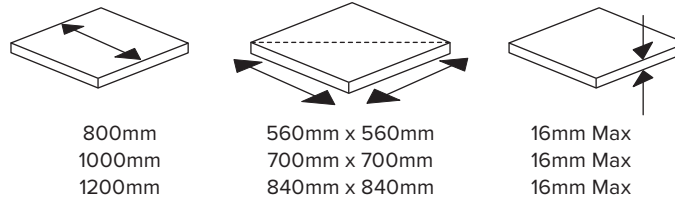


BU-LLG05






## Manual Cutters

- Double-layer aluminum alloy chassis, strong and durable
- Tungsten carbide scoring wheel with etched scale for using with different tile thickness
- Ø 22mm scoring wheel included
- Magnetic and fast release breaking device with 800kg breaking power for one-handed operation
- Adjustable measurement guide and side ruler for cutting tiles from different angle
- Anti-slip handle with storage function and snap-in for locking the handle
- LED light for extra vision
- 1M and 1.2M tile cutter with transport wheels
- Suitable for cutting all kinds of ceramic tiles, such as wall tiles, polished tiles and glazed tiles



| Code       | Description                | Qty |
|------------|----------------------------|-----|
| BU-TCB800  | Cutter with light - 800mm  | 1   |
| BU-TCB1000 | Cutter with light - 1000mm | 1   |
| BU-TCB1200 | Cutter with light - 1200mm | 1   |
| BU-TCB5W   | Spare cutting wheel        | 1   |



## Angle Grinder

- 5" Variable Speed Angle Grinder with TPR handle.
- With constant speed soft start.
- Featured with polishing, drilling and grinding function.
- Professional quality for trade.

### Specifications:

Voltage: 230 V AC

Power: 1200 W

Rotational speed: 3000-11000rpm

Weight: 2.1kg

Guaranteed sound power: 102 dB (A)

Vibrations, max.: 6.3 m/s<sup>2</sup>

Insulation class: Class II

Enclosure class: IP20

Guaranteed sound power LWA: 95 dB (A)

Measured sound pressure LPA: 84 dB (A)



| Code      | Description  | Qty |
|-----------|--|-----|
| BU-AG1200 | 1200W Variable Speed Angle Grinder w/ vibration handle - upto 125mm Blades | 5   |

## Blades



| Code       | Description  | Qty |
|------------|--|-----|
| BU-DCBN115 | Super thin 115mm turbo diamond blade, Wet & Dry 22.23mm Bore 1.2mm Blade thickness, 9mm Diamond Tip, For cutting porcelain, ceramic, granite, stone, marble                | 10  |
| BU-DCDA115 | B-master diamond cutting blade, wet and dry 22.23mm Bore 55mm reinforced core, 1.2mm Blade thickness, 10mm Diamond Tip, For cutting porcelain, ceramic tiles               | 50  |
| BU-DCDC115 | B-mosaic diamond cutting blade, WET cutting 22.23mm Bore 1.6 Thickness, 10mm Diamond Tip, especially mosaic, glass and stone mosaic tiles WET ONLY                         | 50  |
| BU-DCDM115 | B-speedy diamond cutting blade, wet and dry 22.23mm Bore 55mm reinforced core, 1.4mm Blade thickness, 10mm Diamond Tip, especially hard tiles, porcelain and ceramic tiles | 50  |
| BU-DCDS115 | B-slim diamond cutting blade, wet and dry 22.23mm Bore 70mm reinforced core, 1.0mm Blade thickness, 7mm Diamond Tip, especially slim slab, porcelain and ceramic tiles     | 50  |
| BU-DCDT115 | B-turbo 115mm Diamond Blade, Wet & Dry 22.23mm Bore 55mm Reinforced Core, 1.6mm Blade Thickness, 7mm Diamond Tip, For cutting especially hard tiles, marble and slim slab  | 50  |
| BU-DCDW115 | B-magic diamond cutting blade, wet and dry 22.23mm Bore 55mm reinforced core, 1.4mm Blade thickness, 10mm Diamond Tip, especially porcelain and marble and slim slab       | 50  |






## Drilling

### Multi Wheel

Brazed diamond cup wheel for cutting and grinding, suitable for cutting materials such as porcelain tiles, ceramic, marble, travertine etc.

| Code        | Description        | Qty |
|-------------|--------------------|-----|
| BU-DCWMM115 | 115mm, Medium grit | 5   |



### Diamond Drills - Pro-Wet Flex



Suitable for drilling porcelain, marble, granite and travertine. Electro plated diamond cutting rim with discharge hole for dust removal, the straight shank fits all standard drills.

| Code     | Description             | Qty |
|----------|-------------------------|-----|
| BU-DBW06 | Diamond Hole Saw - 6mm  | 10  |
| BU-DBW08 | Diamond Hole Saw - 8mm  | 10  |
| BU-DBW10 | Diamond Hole Saw - 10mm | 10  |
| BU-DBW12 | Diamond Hole Saw - 12mm | 10  |
| BU-DBW20 | Diamond Hole Saw - 20mm | 10  |
| BU-DBW22 | Diamond Hole Saw - 22mm | 10  |
| BU-DBW25 | Diamond Hole Saw - 25mm | 10  |



| Code     | Description             | Qty |
|----------|-------------------------|-----|
| BU-DBW27 | Diamond Hole Saw - 27mm | 10  |
| BU-DBW30 | Diamond Hole Saw - 30mm | 5   |
| BU-DBW35 | Diamond Hole Saw - 35mm | 5   |
| BU-DBW45 | Diamond Hole Saw - 45mm | 5   |
| BU-DBW50 | Diamond Hole Saw - 50mm | 5   |
| BU-DBW68 | Diamond Hole Saw - 68mm | 5   |



### M14 Diamond Hole Saw Set



Suitable for drilling porcelain, marble, granite and travertine.

Diamond brazed cutting rim with dust discharge hole.

M14 Thread fits directly onto angle grinder with 11,000rpm.

Includes: 6, 8, 20, 35, 50 & 70mm hole saws.

| Code      | Description                                       | Qty |
|-----------|---|-----|
| BU-DBDMK6 | 6 pc set M14 Diamond Hole Saw with Aluminium Case | 1   |



## M14 Dry Drills

Suitable for drilling porcelain, marble, granite and travertine.

Diamond brazed cutting rim with dust discharge hole.

M14 Thread fits directly onto angle grinder with 11,000rpm.

| Code      | Description              | Qty |
|-----------|--------------------------|-----|
| BU-DBDF06 | 6mm                      | 10  |
| BU-DBDF08 | 8mm                      | 10  |
| BU-DBDF10 | 10mm                     | 10  |
| BU-DBDF12 | 12mm                     | 10  |
| BU-DBDF20 | 20mm                     | 10  |
| BU-DBDF22 | 22mm                     | 10  |
| BU-DBDF25 | 25mm                     | 10  |
| BU-DBDF28 | 28mm                     | 10  |
| BU-DBDF30 | 30mm                     | 10  |
| BU-DBDF35 | 35mm                     | 10  |
| BU-DBDF45 | 45mm                     | 5   |
| BU-DBDF50 | 50mm                     | 5   |
| BU-DBDF68 | 68mm                     | 5   |
| BU-DBAMH  | Chuck Adaptor Hex to M14 | 10  |



## Cooling Wax

Cooling wax for optimal performance of diamond core bits (diameters up to 12mm). Simply switch the drill off and sink the core bits into gel for a couple of seconds.


Cools, cleans and lubricates diamond drill bits.

Do not engage the bit while submerged in the cooling gel.




| Code      | Description       | Qty |
|-----------|-------------------|-----|
| BU-DBCW20 | Cooling Wax 20ml. | 10  |

## Diamond Mill



BU-DMC238



BU-DMF2048



BU-DMB10



BU-DMB20

For enlarging, countersinking, shaping or smoothing after drilling in tiles and granite ceramics. Prevents tension and cracking after drilling.

| Code       | Description  | Qty |
|------------|--|-----|
| BU-DMB10   | 10mm, M14 thread, Medium Grit 50/60                  | 10  |
| BU-DMB20   | 20mm, M14 thread, Medium Grit 50/60                  | 10  |
| BU-DMC238  | 2-38mm M14 Thread                                    | 10  |
| BU-DMF2048 | Conical Type, With M14 Thread, for holes from 2-48mm | 10  |



## Cutting & Grinding Wheel

Segmented small diamond blade for wet and dry cutting of natural stone and granite ceramics. The size makes it easy to access next to the wall, in tight spaces or for small adjustments and partial repairs.



| Code     | Description                                 | Qty |
|----------|---|-----|
| BU-DCW50 | Cutting & grinding wheel with M14 connector | 10  |



## Multi Function Workbench

The BIHUI Multi-Function Workbench is a robust and comprehensive solution to all a tiler's work top needs with the foldable legs, carrying handle and wheels ensuring it is a compact companion that is effortless to set-up and transport.

The table is designed at an ergonomic working height and is equipped with 2 quick action clamps and extendable tile supports to both secure the tile and provide a larger working surface. The central channel and additional guide hole allow for straightforward cutting and drilling. It is the perfect work station to compliment the BIHUI tool range.

- Wheels, handle and foldable legs for effortless set-up, storage and transportation
- Cutting channel provides up to 950mm straight cuts at 90° and 45°
- Bench side extension and adjustable rulers allow for working width of 720mm
- 2 Quick action clamps provide fast and firm securing of the tile



| Code      | Description              | Qty |
|-----------|--------------------------|-----|
| BU-TWT900 | Multi Function Workbench | 1   |



### Specification

Height: 780 mm  
 Length: 1000 mm  
 Weight: 26 Kg  
 Width: 400 mm  
 Width incl. support table: 500 - 720 mm



## Bucket Scoop

- Curved blade design for clean removal of materials
- Stainless steel blade with soft grip handle
- Designed to fit most mixing and grouting buckets



| Code      | Description   | Qty |
|-----------|---|-----|
| BU-PTK165 | #420 stainless steel Bucket scraper, BIHUI two-colour handle, fine polishing, curved blade, aluminium nails 165mm | 12  |



### Rubber Mallet

- TPR handle
- Anti-marking head
- 24 oz



| Code      | Description   | Qty |
|-----------|---------------|-----|
| BU-RMW024 | Rubber Mallet | 6   |

### Levelling Compound Mixing Station

- Mixes up to 90kg with hands free
- Ergonomic handle and damping structure angles for pouring
- Removable 1900W mixing machine and large paddle
- Brake transporting castors and light weight frame
- Arc-shaped pouring spout and dust cover plate
- Suitable for mixing self-levelling cement, compounds & epoxies with good fluidity



| Code         | Description                       | Qty |
|--------------|-----------------------------------|-----|
| BU-MS1900    | Levelling Compound Mixing Station | 1   |
| BU-MS1900-B  | Mixing Bucket                     | 25  |
| BU-MS1900-MP | Mixing Paddle                     | 2   |







### T-Spin

- Holds walls and floors tiles level & eliminates lippage
- Anti-scratching large cap for protecting your tiles and fast spin-down handle, no tools needed anymore
- Stainless steel 1.5mm T pin and the product is fully washable and reusable, saves both time and money
- Suitable for tile clearance 1.5-6mm, for a wider joint, use classic spacers together
- Can be used in conjunction with other levelling systems
- Suitable for 2-17mm tiles



| Code        | Description                                   | Qty |
|-------------|---|-----|
| BU-TSL50    | T spin levelling system, 50pcs per pack 1.5mm | 12  |
| BU-TSL50-SN | T spin nails, 50pcs per pack                  | 100 |

### 2 Piece Tile Support

- Designed to support the wall tiles at the required height and level
- Max bearing capacity: 105kg
- Adjustable height: 1-20cm
- Made of high quality galvanized carbon steel
- Thickened support piece ensures more powerful lifting
- Quick release level for minor adjust and removal
- Ideal for laying of large format tiles



| Code     | Description  | Qty |
|----------|--|-----|
| BU-TAS25 | 2PCS Tile Support for wall tiles, max loading 105kg, adjustable 1-20cm | 10  |

### 4 Piece Silicon Application Set



- Easy to use, no need to tape or mask joints
- Designed to shape silicone sealant for a perfect neat finish
- Finishing profiles in OR,2R,3R,4R,5R,6R,8R,10R,12R,14R,20R
- Ideal for baths, showers, basins, window sills, aquariums & balconies etc

| Code     | Description                  | Qty |
|----------|------------------------------|-----|
| BU-STAK4 | 4PCS silicon application set | 10  |

### Safety Gloves

- Size available in 9 / L, 10 / XL, 11 / XXL
- Provides excellent grip and movement when handling tile and stone
- Wear-resistant, stain-resistant Elastic ventilate, comfortable



| Code      | Description            | Qty |
|-----------|------------------------|-----|
| BU-TGDL   | Safety Gloves - 9/L    | 20  |
| BU-TGDXL  | Safety Gloves - 10/XL  | 20  |
| BU-TGDXXL | Safety Gloves - 11/XXL | 20  |

### Neoprene Leatherette X Large Knee Pads

Extra large, rugged and durable Knee Pads with soft premium grade Neoprene Strap. Machine Washable.



| Code    | Description                            | Qty |
|---------|--|-----|
| BU-BLKP | Neoprene Leatherette X Large Knee Pads | 12  |

### Horseshoe Shims

- High impact reusable plastic shim
- For both horizontal and vertical tile installation
- Easy to install & Easy to remove.
- For aligning marble, granite, porcelain and large format tiles
- 1.5, 2, 3 & 5mm available



| Code      | Description                                  | Qty |
|-----------|--|-----|
| BU-HSB400 | 1.5mm Horseshoe Shims - 400pcs per pack      | 6   |
| BU-HSP350 | 2mm Horseshoe Shims - 350 per pack           | 6   |
| BU-HSR300 | 3mm Horseshoe Shims - 300 per pack           | 6   |
| BU-HSY220 | 5mm Horseshoe Shims -220 per pack <b>NEW</b> | 6   |






## Vacuum Attachment for Mixing Buckets

The device slots onto the rim of most sizes of bucket and in conjunction with a vacuum allows for dust-free indoor mixing.

- Ideal for flooring, tiling and plastering.
- Compatible with most vacuum cleaners.
- Eliminates dust from mixing mortar and grout in buckets.
- Does not allow dust to escape the top of the bucket.



| Code    | Description                  | Qty |
|---------|------------------------------|-----|
| BU-TDBM | Vacuum box for mixing bucket | 20  |




## Lockable PVC Contour Gauge

- Quick and easy way to copy awkward shapes
- Low friction plastic blades
- With locking system
- Magnetic for hands-free working
- Metric and imperial scale
- Ideal for tiling, wallpaper, laying carpet, vinyl and laminate flooring
- Length: 250mm



| Code      | Description                            | Qty |
|-----------|--|-----|
| BU-TPL250 | Lockable PVC Contour Gauge 250 x 105mm | 12  |



## Hole Locator & Cutting Guide

- Adjustable aluminium rules for mapping cuts and angles
- ABS hole locator for positioning drill locations
- Compact and light
- High quality fastenings for durability

| Code    | Description  | Qty |
|---------|--|-----|
| BU-DBG6 | Multi-Functional Adjustable Tile Hole Locator for drilling | 20  |



## Mixing Paddle

- M14 steel mixer
- Golden zinc plated
- Suitable for mortar, adhesives, plaster and screed
- 140 x M14 x 600mm



| Code       | Description                         | Qty |
|------------|-------------------------------------|-----|
| BU-MPGZ600 | Twist Mixing Paddle M14 140 x 600mm | 4   |





# STRATO



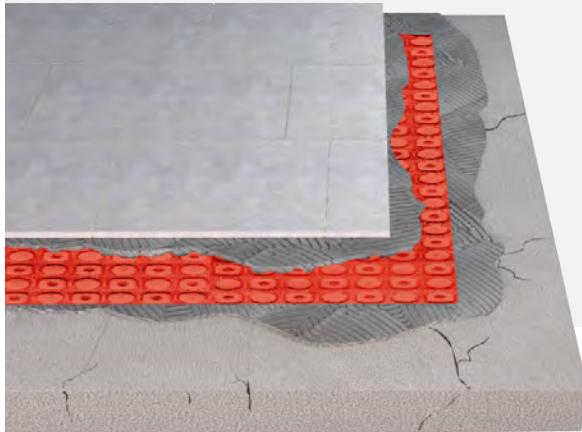
# Genesis

For the Perfect Finish

Our simple and straightforward solution for disconnecting and waterproofing internal floor tiling and external paving. An unobtrusive protective HDPE layer covers the underlying substrate from moisture damage as well as preventing surface cracking by neutralising tension and easing load distribution between layers.



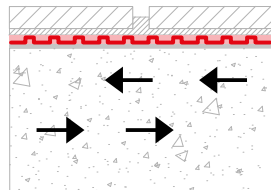
## Paving with STRATO MEMBRANE



A ceramic tile system can be protected against the emergence of cracks by the simple inclusion of a disconnecting product. This ensures the continued durability of the ceramic tiles over time.

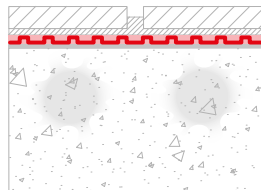
Thanks to its flexible button-like structure, **STRATO MEMBRANE** adjusts and neutralises the transmission of any underlying tensions, acting as a bridge over any underlying shrinkage crack.

**STRATO MEMBRANE** prevents the progression of cracks towards the paving, whether caused by screed shrinkage during curing or by the tension stresses generated at any tile screed interface.



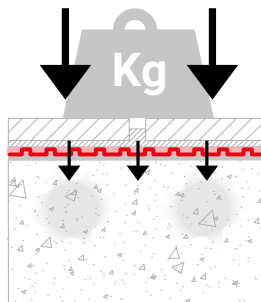
### Decoupling (crack bridging)

**STRATO MEMBRANE** eliminates the most common cause of cracked tiles by neutralising tension between the substrate and tile surface, as well as creating a bridge over existing fractures in the substrate.



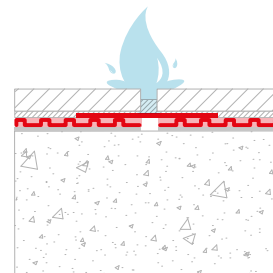
### Vapour Vent

The channels between the polypropylene fabric and HDPE Membrane disperse vapour tension from humid substrates. They act as an outlet for excess humidity and vapour.



### Load Distribution

The membrane structure aids the distribution loads on the tiled surface that could potentially lead to damages, testing has classified the membrane as "EXTRA-HEAVY".



### Waterproofing

The material characteristics of the membrane when combined with **STRATO BAND** provide a waterproof function, protecting the substrate from humidity and harmful substances.

## STRATO MEMBRANE & BAND can be used to add the waterproofing function in outdoor contexts



The system is easy and straightforward to install.



Quick installation; for under-tile application it is a swift process shortening installation times as after laying the membrane no interruptions are necessary in the floor laying as it is not required to wait 28 days for the screed to harden.



Lowers the probability of installation errors or damaging the materials by reducing the risk involved.



The reduced thickness allows for an unobtrusive protective layer with essential features for renovations.



The ceramic tile or stone cladding, both synthetic or natural, can be directly applied to the membrane using standard cementitious adhesive.



The underlying substrate always remains protected and dry.



Suitable for application across all-seasons, including winter.

# Under-tile Applications in Indoor Areas

## With Disconnecting Function

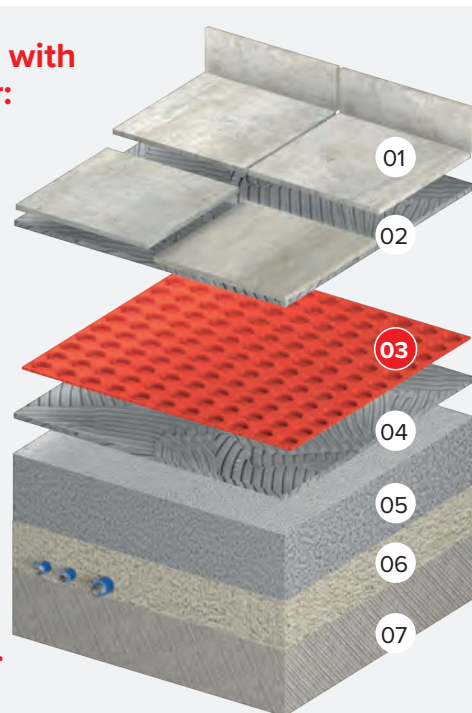
### STRATO MEMBRANE

The membrane structure aids the distribution loads on the tiled surface, testing has classified the membrane as "EXTRA-HEAVY".

With this result we can extend our portfolio of possible applications where **STRATO MEMBRANE** can be applied to residential, commercial and tertiary buildings.

### Renovation of indoor areas with removal of an existing floor:

- 01. Ceramic tile / stoneware / natural or artificial stone floor
- 02. Class C2 cementitious adhesive
- 03. **STRATO MEMBRANE (STEM30)**
- 04. Adhesive
- 05. Screed
- 06. Systems levelling layer
- 07. Floor

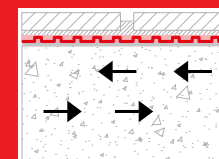


### Removal of an existing floor\* if renovation is carried out:


\*If it is not applied directly to the screed, the disconnecting application must be implemented using an adhesive agent appropriate for the type of substrate.

## Indoor Floor - Residential Type

### Function:



Disconnecting



| Code   | W (m) | Length (m) | Description     | Box Qty |
|--------|-------|------------|-----------------|---------|
| STEM30 | 1     | 30         | STRATO Membrane | 12      |



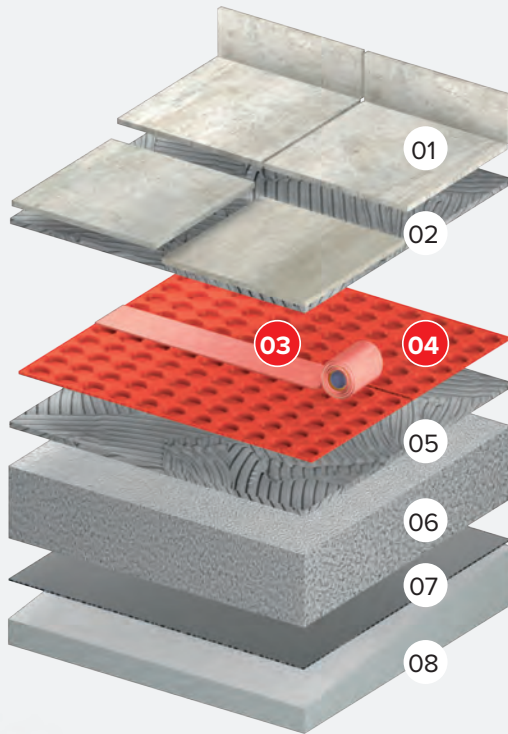
# Applications in Outdoor Areas

## With Disconnecting & Waterproofing Functions

In compliance with the relevant standards the presence of a drainage layer, supported by **STRATO MEMBRANE** appropriately sealed with **STRATO BAND**, creates a layer with double protection against water stagnation and seepage. as well as layer of protection against cracks ensured by the separating element.

### New Construction of Balconies and Terraces:

01. Ceramic tile / stoneware / natural or artificial stone floor
02. Class C2 cementitious adhesive
03. **STRATO BAND (STAQ30)**
04. **STRATO MEMBRANE (STEM30)**
05. Adhesive
06. Screed
07. Sealing layer
08. Sloping structure



| Code   | W (cm) | Length (m) | Description | Box Qty |
|--------|--------|------------|-------------|---------|
| STAQ30 | 12     | 30         | STRATO Band | 1       |





# Genesis

For the Perfect Finish

---

## Outdoor Profiles, Balcony & Pedestals

---

Bring your attention to detail outside the house with our expanding range of profiles and tools all designed to ease installations, provide protection and present the perfect finish.

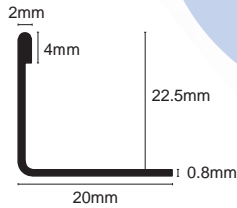
Our weatherproofed profiles provide lasting durability and the range of classic metal finishes alongside the stone finish options offer an aesthetic edge to your outdoor space while our levelling and pedestal systems ensure precise and secure installations are effortless.



## Stainless Steel Straight Edge

Enhance your outdoor space with our Stainless Steel Straight Edge profiles designed for external use with 2cm tiles, offering lasting durability and available in brushed or polished finishes.

These weatherproofed profiles are available in 2.5m lengths with 22.5mm internal depth and provide corrosive resistance and are a long-lasting edge protection for your tiles.



| Code   | D (mm) | Length (m) | Finish | Box Qty |
|--------|--------|------------|--------|---------|
| ESS225 | 22.5   | 2.5        | 84,102 | 10      |

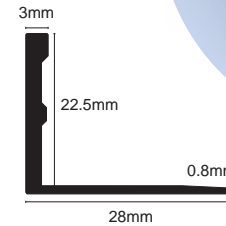


84 Stainless Steel    102 Brushed\*

## Aluminium Straight Edge

Available in a wider range of standard finishes, including our versatile stone finish range, the Aluminium L-Shape profiles provide protection and add to the aesthetic touch of your external space.

Available in both 2.5m and 2.7m with 22.5mm internal depth we offer bespoke Powder Coating to match any colour you may need.



| Code   | D (mm) | Length (m) | Finish                   | Box Qty |
|--------|--------|------------|--------------------------|---------|
| ESA225 | 22.5   | 2.7        | 80                       | 20      |
| ESA225 | 22.5   | 2.5        | 17,91,94,411,414,425,435 | 20      |

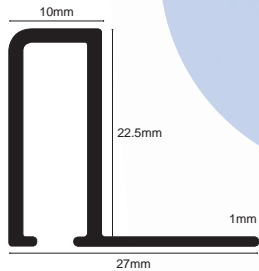


17 Matt Black    80 Mill    91 Bright Silver    94 Brushed Silver    411\* Granite    414\* Bath Stone    425\* Sand Stone    435\* Dark Granite

# Aluminium Square

For a bolder finish to your outdoor space the Aluminium Square Edge profiles offer a 10mm top face to show off the striking finishes alongside providing edge protection for your tiles or alternatively can be used as a feature strip.

Available in 2.5m with 22.5mm internal depth we offer bespoke Powder Coating to match any colour you may need.




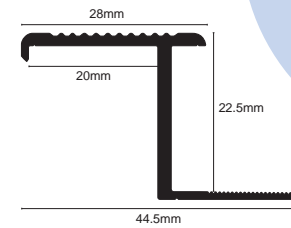
| Code   | W x D (mm) | Length (m) | Finish                | Box Qty |
|--------|------------|------------|-----------------------|---------|
| TDP225 | 10 x 22.5  | 2.5        | 17,81,411,414,425,435 | 20      |



# Aluminium Tile-In Step Edge

For elevated spaces or steps in your outdoor area the Aluminium Tile-In Step Edge profile is a perfect solution. The simple innovative design provides a safe and secure grooved edge to step on as well as protecting the riser tile edge and preventing water ingress into the joint gap.

Available in 2.8m with 22.5mm internal depth we offer bespoke Powder Coating to match any colour you may need.



| Code   | W x D (mm) | Length (m) | Finish                | Box Qty |
|--------|------------|------------|-----------------------|---------|
| NLT225 | 28 x 22.5  | 2.8        | 17,81,411,414,425,435 | 10      |

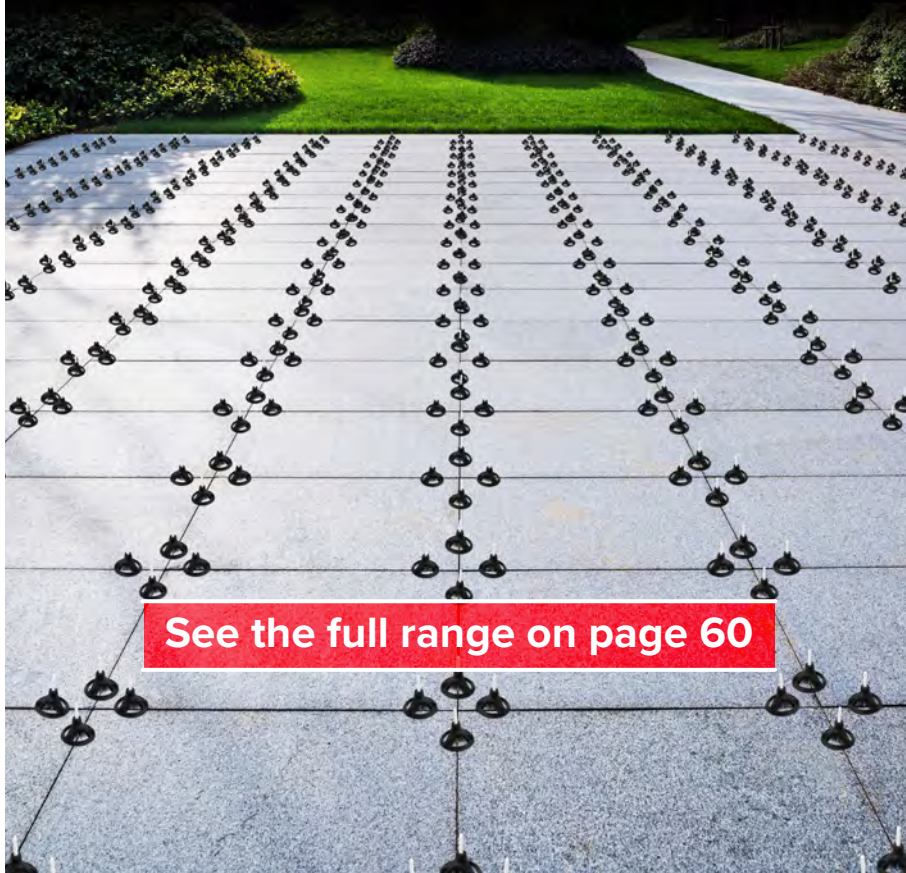






GLS Spin is an innovative tile levelling system allowing accelerated installation resulting from its auto-rotation mechanism using Centripetal force

Perfect for 20mm outdoor tiles...



See the full range on page 60

## Pedestal System

- High resistance to chemicals
- Non-conductive (electricity, heat and sound)
- Strength of flexibility and impact
- Water-repellent
- UV resistance
- Resistance of load

Load capacity: 1000 kg central loading

Fire Rating: Class E

Sound Installation: 25DB



### Test Method

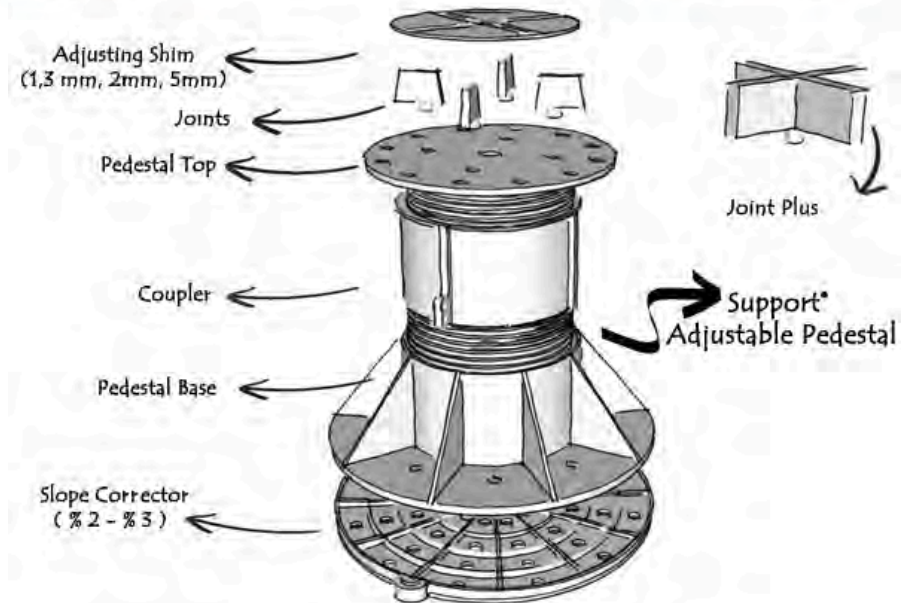

| Raw Material             | Standard             | Unit              | Result & Tolerance |
|--------------------------|----------------------|-------------------|--------------------|
| Determination of density | TS 2827 - ISO 2781   | g/cm <sup>3</sup> | 0.898±0.10         |
| Hardness                 | TS 1181 - EN ISO 868 | Shore A           | 88                 |
| Tensile Strength         | TS 1967 - ISO 37     | Mpa               | 1.97±%5            |
| Tensile Strength         | TS 1967 - ISO 37     | %                 | 12±%17             |
| Determination of Ash     | TS 336 - ISO 247     | %                 | 5.1                |

### Pedestal Support

|                   |               |
|-------------------|---------------|
| Visible defect    | Non           |
| Material          | Polypropilene |
| Colour            | Black         |
| Operating Temp °C | -20 to 120    |



| Code      | Description                         | Box Qty |
|-----------|-------------------------------------|---------|
| GPSP15-30 | Adjustable Pedestal 15-30mm         | 144     |
| GPE0      | Adjustable height from 35mm to 50mm | 66      |
| GPE1      | Adjustable height from 50mm to 75mm | 48      |
| GPE2      | Adjustable Pedestal 75-110mm        | 30      |
| GPE3      | Adjustable Pedestal 110-180mm       | 18      |
| GPEC      | Coupler 65-110mm                    | 75      |
| GPEUS     | Carcass holder                      | 250     |
| GPSH10    | 1.3mm shim                          | 600     |
| GPSH20    | 2mm shim                            | 400     |
| GPSH50    | 5mm shim                            | 170     |
| GPJP30    | 3mm Joint Spacer                    | 750     |
| GPJP47    | 4.7mm Joint Spacer                  | 750     |
| GPLC      | Lock                                | 600     |
| GSC20     | 2% Slope Corrector                  | 45      |




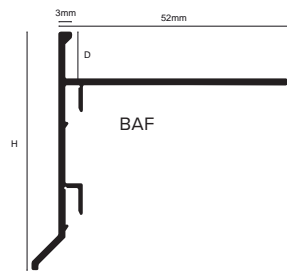

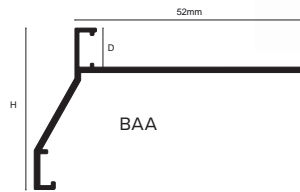




# Balcony Profiles

We are constantly expanding our popular range of profiles to ensure everywhere trim is applicable has the perfect finish, and terraces and balconies deserve the same treatment which is why we have developed a range of aluminium profile for your outdoor areas.

We have two shapes available – the flat surface and slope designs are both available in 10mm and 12mm in Anthracite, Matt Black or Matt Silver finishes with connectors as well as internal and external corners all available to match.

The profiles have been designed with drip edges to push the falling water away from the surface where it can stain the fascia. The large punched flanges allow for secure installation and adhesive bedding, providing protection as well as an appealing aesthetic touch to the edges of your balcony.



17 Matt Black



81 Matt Silver



82 Anthracite

| Profile Code | Description  | H x D (mm) | Length (m) | Finish   | Box Qty |
|--------------|--------------|------------|------------|----------|---------|
| BAA100       | 10mm Profile | 42 x 10    | 2.5        | 17,81,82 | 10      |
| BAA120       | 12mm Profile | 44 x 12    | 2.5        | 17,81,82 | 10      |

**Corners & Accessories for BAA**

|        |                 |    |  |          |   |
|--------|-----------------|----|--|----------|---|
| BACA10 | Connector       | 10 |  | 17,81,82 | 1 |
| BAEA10 | External Corner | 10 |  | 17,81,82 | 1 |
| BAIA10 | Internal corner | 10 |  | 17,81,82 | 1 |
| BACA12 | Connector       | 12 |  | 17,81,82 | 1 |
| BAEA12 | External Corner | 12 |  | 17,81,82 | 1 |
| BAIA12 | Internal corner | 12 |  | 17,81,82 | 1 |

**Profile**

| Profile Code | Description  | H x D (mm) | Length (m) | Finish   | Box Qty |
|--------------|--------------|------------|------------|----------|---------|
| BAF100       | 10mm Profile | 53 x 10    | 2.5        | 17,81,82 | 10      |
| BAF120       | 12mm Profile | 55 x 12    | 2.5        | 17,81,82 | 10      |

**Corners & Accessories for BAF**

|        |                 |    |  |          |   |
|--------|-----------------|----|--|----------|---|
| BACF10 | Connector       | 10 |  | 17,81,82 | 1 |
| BAEF10 | External Corner | 10 |  | 17,81,82 | 1 |
| BAIF10 | Internal corner | 10 |  | 17,81,82 | 1 |
| BACF12 | Connector       | 12 |  | 17,81,82 | 1 |
| BAEF12 | External Corner | 12 |  | 17,81,82 | 1 |
| BAIF12 | Internal corner | 12 |  | 17,81,82 | 1 |



---

# Kitchen & Bathroom

---

We ensure there are no oversights in your Kitchen & Bathroom installations with our expanding range of accompanying products. Luxurious shower shelves in a variety of shapes, finishes and installation options as well as heat-resistant surface protectors provide functional yet attractive amenities.



# Genesis

For the Perfect Finish







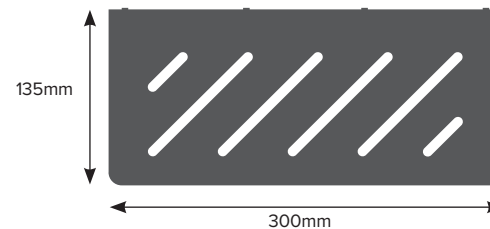

Add class and utility to any bathroom or kitchen with our range of tile shelves available in both rectangular and triangular designs with options to tile-in or easy to install retrofit.

Standard finishes of Stainless Steel, Gold and Black complement any space or for ultimate flexibility we provide a RAL colour match service; have it your way with Genesis.



### Stainless Steel Tile-In Shelf

Straight lines and elegant designs; The shower shelf range is expanding due to popularity and the Straight Stainless Steel Tile-In shelf is now available in 8 different lavish finishes shared with new designs giving flexibility in positioning and aesthetic for your shower installation.

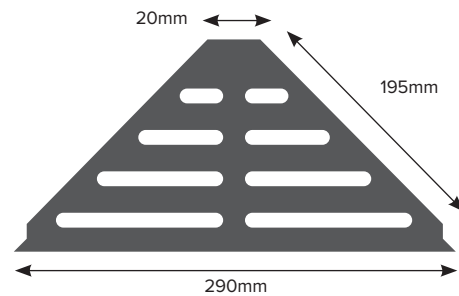



-  102 Brushed
-  411 Granite
-  117 Matt Black
-  414 Bath Stone
-  187 Gold
-  425 Sand Stone
-  190 Brushed Gold
-  435 Dark Granite


| Code  | Description                         | Finish                              | Qty |
|-------|-------------------------------------|-------------------------------------|-----|
| KBSTS | Straight Edge Stainless Steel Shelf | 102,117,187,190,<br>411,414,425,435 | 1   |

### Stainless Steel Reversible Shelf

- Premium model
- Grade 304 brushed finish
- 1.5mm wall thickness
- Unique reversible option
- Allows tile finish
- Integral bead to suit 10/12mm tile edge
- Tile-in

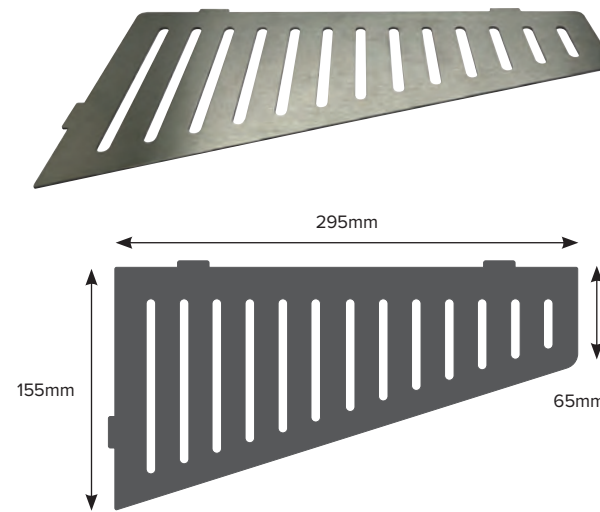


| Code  | Description                               | Finish                          | Qty |
|-------|---|---------------------------------|-----|
| KBREV | Stainless Steel Shower Shelf (Reversible) | 102,117,187,190,411,414,425,435 | 1   |



### Stainless Steel Wing Shelf

- Tapered corner installation
- Grade 304 finish
- 1.8mm thickness
- Retrofit installation




| Code  | Description          | Finish                          | Qty |
|-------|----------------------|---------------------------------|-----|
| KBSWS | Tapered Shower Shelf | 102,117,187,190,411,414,425,435 | 1   |



### Stainless Steel Diamond Shelf

- Symmetrical corner installation
- Grade 304 finish
- 1.8mm thickness
- Retrofit installation



| Code  | Description         | Finish                          | Qty |
|-------|---------------------|---------------------------------|-----|
| KBSDS | Corner Shower Shelf | 102,117,187,190,411,414,425,435 | 1   |



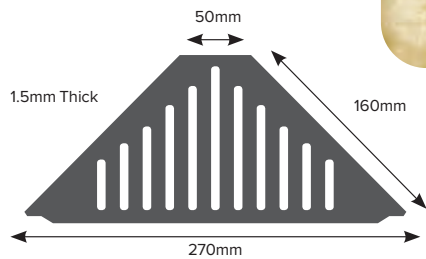


Retro-Fit Corner Shelf

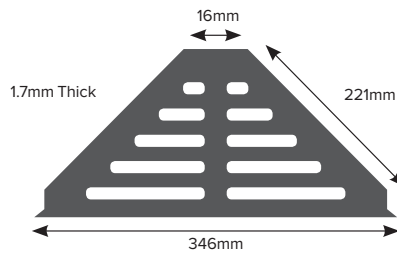
Fits in 90° corner. The shelf attaches in the grout joint with silicone - no drilling required!

Can be tiled in during installation or fitted retrospectively.

- No exposed sharp edge
- Holes for drainage



KBSSS



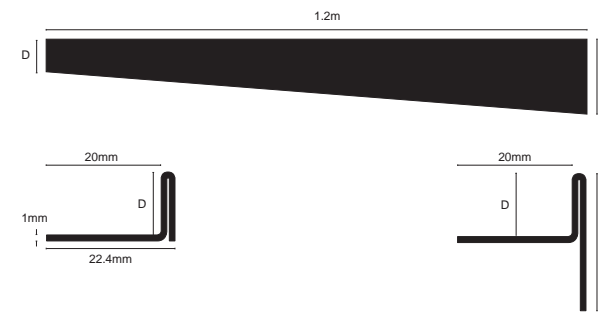
KBSSA

| Code  | Description           | Finish                          | Qty |
|-------|-----------------------|---------------------------------|-----|
| KBSSS | Stainless Steel Shelf | 102,117,187,190,411,414,425,435 | 1   |
| KBSSA | Aluminium Shelf       | 91,411,414,425,435              | 1   |




Glass / Shower Deck Profiles

A stainless steel line profile which allows you to accurately configure tiled showers flush with the floor. Developed in order to cover the slope of 2% it makes the shower area aesthetically perfect and at one with the modern trends of interior design.



| Code    | Side  | Length (m) | Incline | D > H (mm) | Finish      | Box Qty |
|---------|-------|------------|---------|------------|-------------|---------|
| KBSL102 | LEFT  | 1.2        | 2%      | 10 > 34    | 102,117,190 | 10      |
| KBSR102 | RIGHT | 1.2        | 2%      | 10 > 34    | 102,117,190 | 10      |



Surface Protectors

Retrofit 3M self adhesive stainless steel surface protecting tactiles.

Set contains 8 stainless steel heat resistant tactiles (25mm) and template.



| Code    | Description                                | Qty |
|---------|--|-----|
| KBWPP8  | 25mm x 3.5mm Flat Top x 8 pcs              | 1   |
| KBSWP28 | Worktop protector 280 x 16 x 3.5mm x 4 pcs | 1   |



# VISION

Light the way with the innovative Vision range which encompasses diverse profiles and whole system plug in and play lighting. The versatile lighting options include single white, multi-white and RGB systems providing endless possibilities for both domestic and commercial application.



## Genesis

For the Perfect Finish



# VISION

Vision offers a range of premium profiles for commercial and domestic applications, designed to protect and inspire with variable mood accents.

The range is specifically designed to accept universal LED systems and RGB for Steps, Listello, Edges and Skirting offering unlimited freedom of design.

Developed with simplicity in mind, the range of supporting hardware offers the most frequently installed systems with Polycarbonate Diffusers that eliminate the hotspots.

- 220 & 110V Drivers
- Durable aluminium carriers
- Efficient LED 4.8W or 9.6W per metre
- Average lifespan 40,000 Hours
- Simple installation and selection
- Cutting Intervals - 25mm for LED and 50mm for RGB
- IP65 Certified LED and RGB
- 120 LED's per metre
- UL approved diffusers
- Enhanced safety
- Manufactured to A-A++ energy rating
- Remote control and Smart Home options available
- 3M VHB adhesive backing




# Retro Internal Trim

A versatile profile designed for internal corner installations for downlighting or vertical fitting used in conjunction with Vision LED, CCT and RGB lighting systems.

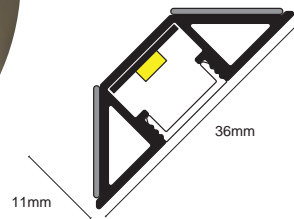
Supplied in anodised Matt Silver finish with frosted polycarbonate diffuser for optimum light dispersion and self-adhesive for easy installation.

Rated IP64 under IEC standard 60529 - resistant to water splashes from any direction.

| Code   | W x D (mm) | Length (m) | Finish | Box Qty |
|--------|------------|------------|--------|---------|
| TRV368 | 36 x 11    | 2.8        | 81     | 10      |



81  
Matt Silver



## Quick Look



Angular



Corner Installation



Self Adhesive



RGB



Multiple White



Colour Match  
Powder Coated Finishes




View Online



# Vision - Light Down & Light Out

Commercial style stair nosing incorporating a range of non-slip PVC based inserts and Vision LED, CCT and RGB lighting systems in a 'light down' configuration.


Supplied in anodised Matt Silver finish, other finishes are available on request. Standard length is 2.8m but we offer a bespoke cutting and drilling service if required and end caps to complete the professional aesthetic. Complete with frosted polycarbonate diffuser to ensure optimum light dispersion.



## Standard Insert



## Tredsafe® Insert



## Quick Look



Stair Nosing



RGB



Multiple White

20


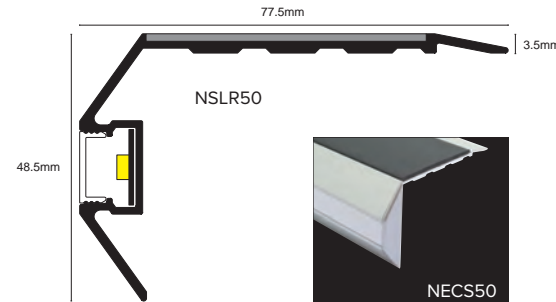

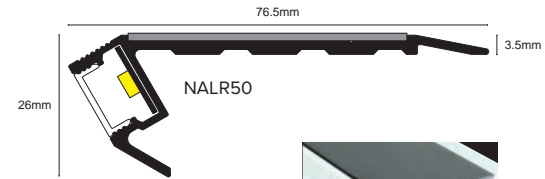
Insert Finishes



Colour Match  
Powder Coated Finishes




View Online




| Insert           | LRV  | NSLR                                | NALR                                |
|------------------|------|-------------------------------------|-------------------------------------|
| <b>Standard</b>  |      |                                     |                                     |
| 01 White         | 79.9 | <input type="checkbox"/>            | <input type="checkbox"/>            |
| 16 Black         | 4.5  | <input checked="" type="checkbox"/> | <input checked="" type="checkbox"/> |
| 20 Brown         | 9.1  | <input checked="" type="checkbox"/> | <input checked="" type="checkbox"/> |
| 25 Beige         | 41.1 | <input checked="" type="checkbox"/> | <input checked="" type="checkbox"/> |
| 27 Canvas        | 53.2 | <input checked="" type="checkbox"/> | <input checked="" type="checkbox"/> |
| 30 Red           | 10.6 | <input checked="" type="checkbox"/> | <input checked="" type="checkbox"/> |
| 43 Dolphin Grey  | 27.6 | <input checked="" type="checkbox"/> | <input checked="" type="checkbox"/> |
| 44 Ice Grey      | 42.1 | <input checked="" type="checkbox"/> | <input checked="" type="checkbox"/> |
| 46 Midnight Grey | 12.8 | <input checked="" type="checkbox"/> | <input checked="" type="checkbox"/> |
| 47 Yellow        | 55.7 | <input checked="" type="checkbox"/> | <input checked="" type="checkbox"/> |
| 48 Cobalt Blue   | 9.2  | <input checked="" type="checkbox"/> | <input checked="" type="checkbox"/> |
| 54 Saffron       | 46.3 | <input checked="" type="checkbox"/> | <input checked="" type="checkbox"/> |
| 58 Cloud         | 59   | <input checked="" type="checkbox"/> | <input checked="" type="checkbox"/> |
| 68 Haze          | 66.2 | <input checked="" type="checkbox"/> | <input checked="" type="checkbox"/> |
| 78 Sand          | 70.3 | <input checked="" type="checkbox"/> | <input checked="" type="checkbox"/> |
| 113 Tangerine    | 32.8 | <input checked="" type="checkbox"/> | <input checked="" type="checkbox"/> |
| <b>Tredsafe®</b> |      |                                     |                                     |
| 601 White        | 82.7 | <input checked="" type="checkbox"/> | <input checked="" type="checkbox"/> |
| 616 Black        | 4.8  | <input checked="" type="checkbox"/> | <input checked="" type="checkbox"/> |
| 643 Dolphin Grey | 18.2 | <input checked="" type="checkbox"/> | <input checked="" type="checkbox"/> |
| 647 Yellow       | 46.1 | <input checked="" type="checkbox"/> | <input checked="" type="checkbox"/> |
| <b>Channel</b>   |      |                                     |                                     |
| 81 Matt Silver   |      | <input type="checkbox"/>            | <input type="checkbox"/>            |

**Standard**



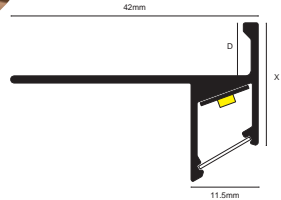

**Tredsafe®**






Vision


Vision - Step




| Code            | D x X (mm) | Length (m) | Finish | Description | Box Qty |
|-----------------|------------|------------|--------|-------------|---------|
| NLD908          | 9 x 20     | 2.8        | 81     | Channel     | 10      |
| NLD118          | 11 x 22    | 2.8        | 81     | Channel     | 10      |
| <b>End Caps</b> |            |            |        |             |         |
| NPC100          | 10         |            | 81     | End Caps    | 10      |



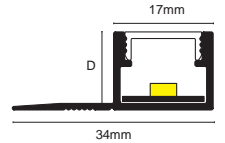


Vision - Skirting



| Code            | W x D (mm) | Length (m) | Finish | Description     | Box Qty |
|-----------------|------------|------------|--------|-----------------|---------|
| KLD118          | 100 x 11   | 2.8        | 81,94  | Channel         | 10      |
| <b>End Caps</b> |            |            |        |                 |         |
| NPC100          | 10         |            | 81,94  | End Caps (pair) | 10      |




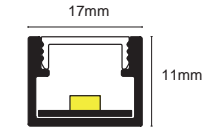
Vision - MultiFix




| Code            | D (mm) | Length (m) | Finish | Description     | Box Qty |
|-----------------|--------|------------|--------|-----------------|---------|
| TLD108          | 10     | 2.8        | 81     | Channel         | 10      |
| TLD128          | 12     | 2.8        | 81     | Channel         | 10      |
| <b>End Caps</b> |        |            |        |                 |         |
| TUC100          | 10     |            | 81     | End Caps (pair) | 10      |

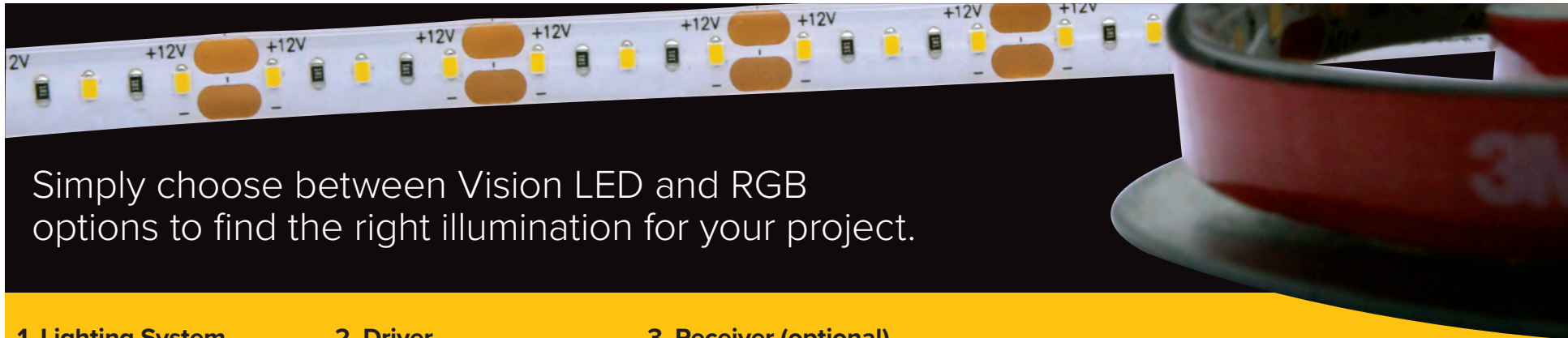


Vision - Guidance / Feature Strip



| Code            | D (mm)  | Length (m) | Finish | Description     | Box Qty |
|-----------------|---------|------------|--------|-----------------|---------|
| TUD118          | 17 x 11 | 2.8        | 81     | Channel         | 10      |
| <b>End Caps</b> |         |            |        |                 |         |
| TUC100          | 10      |            | 81     | End Caps (pair) | 10      |






Simply choose between Vision LED and RGB options to find the right illumination for your project.

**1. Lighting System      2. Driver      3. Receiver (optional)**  
 Single Zone      or      Multi Zone





# Natural White 4000K



Safe and secure with 12V IP65 protection class as standard and premium 4.8W or 9.6W 120 LED's per metre. Available in 4000K, or to achieve the optimal effect, our CCT option offers 4000K in a single length.

#### 4.8W

| Code       | Description                 | Box Qty |
|------------|-----------------------------|---------|
| LD12481.NW | 4.8W 1MTR LED Natural White | 1       |
| LD12482.NW | 4.8W 2MTR LED Natural White | 1       |
| LD12483.NW | 4.8W 3MTR LED Natural White | 1       |
| LD12484.NW | 4.8W 4MTR LED Natural White | 1       |
| LD12485.NW | 4.8W 5MTR LED Natural White | 1       |


#### 9.6W

| Code       | Description                 | Box Qty |
|------------|-----------------------------|---------|
| LD12961.NW | 9.6W 1MTR LED Natural White | 1       |
| LD12962.NW | 9.6W 2MTR LED Natural White | 1       |
| LD12963.NW | 9.6W 3MTR LED Natural White | 1       |
| LD12964.NW | 9.6W 4MTR LED Natural White | 1       |
| LD12965.NW | 9.6W 5MTR LED Natural White | 1       |

## 12V Drivers

Selecting the right driver is easy – use the below formula to find the best option for your installation:

$$\text{Total Power (W)} = \text{Length of LED} \times \text{Power Rating of LED (W)}$$



| Code           | Description     | Box Qty |
|----------------|-----------------|---------|
| LDD008         | LED DRIVER 8W   | 1       |
| LDD30          | LED DRIVER 30W  | 1       |
| LDD50          | LED DRIVER 50W  | 1       |
| LDD100         | LED DRIVER 100W | 1       |
| LDD180         | LED DRIVER 180W | 1       |
| LDD1136 (110V) | LED DRIVER 36W  | 1       |
| LDD1160 (110V) | LED DRIVER 60W  | 1       |

Drivers have six ports, use LEDCON to add additional ports  
(1 x LEDCON = 9 ports, 2 x LEDCON = 12 ports)

## Smart Drivers

Vision Smart Drivers can be used to control lights using a compatible smart speaker or smart hub. This allows the user to turn the light on and off, adjust brightness and change the colour of the light using their voice or smartphone.

*“Alexa, dim the lights”*



| Code   | Description   | Box Qty |
|--------|---|---------|
| LAZ030 | LED Smart Driver Compatible with Alexa/Zigbee - 30W | 1       |
| LAZ050 | LED Smart Driver Compatible with Alexa/Zigbee - 50W | 1       |

### For example:

5 metres of Vision 9.6W LED tape uses a total of 48W. This installation will need to use a driver with a rating of at least 50W. The perfect option would be our 50W LED driver LDD50.

**ITEMS ON THIS PAGE ARE NOT COMPATIBLE WITH PRODUCTS ON PAGE 112 - 115**

Remote Control Options

**Need more control?** Vision is compatible with single and multi-zone remote control, all you need is a receiver and remote control handset.

Single Zone Options - 4 Ports



| Code   | Description                      | Box Qty |
|--------|----------------------------------|---------|
| LEDRAD | LED Remote Dimmer and Controller | 1       |

Multi Zone Options (4 Zones / 3 Scenes)

**1 x driver and 1 x receiver required per independent zone.**

Driver and remote sold separately.



| Code   | Description                            | Box Qty |
|--------|--|---------|
| LEDMZR | Single White - LED Receiver - Max 288W | 1       |
| LEDREM | Single White - LED Remote - 30M Range  | 1       |

Accessories



| Code          | Description  | Box Qty |
|---------------|--|---------|
| LEDEXT        | LED 2m Extension                                       | 1       |
| LEDCON        | Additional Connector Block with 4 Ports                | 1       |
| LED-PL*       | 8mm IP LED Tape Link 2M Power Connector c/w Micro Plug | 1       |
| LEDLINK-50*   | 8mm IP LED Tape Link Lead 50MM                         | 1       |
| LEDLINK-100*  | 8mm IP LED Tape Link Lead 100MM                        | 1       |
| LEDLINK-1000* | 8mm IP LED Tape Link Lead 1000MM                       | 1       |
| LEDLINK-2000* | 8mm IP LED Tape Link Lead 2000MM                       | 1       |


\*Only available with single white

| Code      | Description   | Box Qty |
|-----------|---|---------|
| LMD-DR*   | Driver powered PIR Motion Detector LED Driver             | 1       |
| LMD-PD*   | Mains powered PIR Motion Detector wired before LED Driver | 1       |
| LMD-TWIN* | PIR Sensor Switch RF Wireless Connection                  | 1       |

\*Only available with single white



## Multiple White




Safe and secure with 12V IP65 protection class as standard and premium 9.6W 120 LED's per metre. The CCT option offers 3000K, 4000K and 6000K in a single length.

| Code     | Description                  | Box Qty |
|----------|------------------------------|---------|
| LCT12961 | 9.6W 1MTR CCT Multiple White | 1       |
| LCT12962 | 9.6W 2MTR CCT Multiple White | 1       |
| LCT12963 | 9.6W 3MTR CCT Multiple White | 1       |
| LCT12964 | 9.6W 4MTR CCT Multiple White | 1       |
| LCT12965 | 9.6W 5MTR CCT Multiple White | 1       |

### CCT Drivers

Selecting the right driver is easy – use the below formula to find the best option for your installation:

$$\text{Total Power (W)} = \text{Length of LED} \times \text{Power Rating of LED (W)}$$




| Code     | Description     | Box Qty |
|----------|-----------------|---------|
| LUNDR30  | CCT DRIVER 30W  | 1       |
| LUNDR50  | CCT DRIVER 50W  | 1       |
| LUNDR100 | CCT DRIVER 100W | 1       |
| LUNDR180 | CCT DRIVER 180W | 1       |

Receivers have four ports,  
use LCTCON to add additional ports  
(1 x LCTCON = 7 ports, 2 x LCTCON = 10 ports)

### Smart Adapter

Vision Smart Adapter can be used to control lights using a compatible smart speaker or smart hub. This allows the user to turn the light on and off, adjust brightness and change the colour of the light using their voice or smartphone.

*“Alexa, dim the lights”*



| Code | Description  | Box Qty |
|------|--|---------|
| LCZ  | LED Smart Receiver Compatible with Alexa/Zigbee.<br>Wattage dictated by LUNDR driver | 1       |

#### For example:


5 metres of Vision 9.6W LED tape uses a total of 48W. This installation will need to use a driver with a rating of at least 50W. The perfect option would be our 50W LED driver LUNDR50.

**ITEMS ON THIS PAGE ARE NOT COMPATIBLE WITH PRODUCTS ON PAGE 110 - 111 & 114 - 115**

Remote Control Options

**Need more control?** Vision is compatible with single and multi-zone remote control, all you need is a receiver and remote control handset.

Single Zone Options - 4 Ports



| Code   | Description                                       | Box Qty |
|--------|---|---------|
| LCTRAD | Multiple White - CCT Remote Dimmer and Controller | 1       |

Multi Zone Options (4 Zones / 3 Scenes)

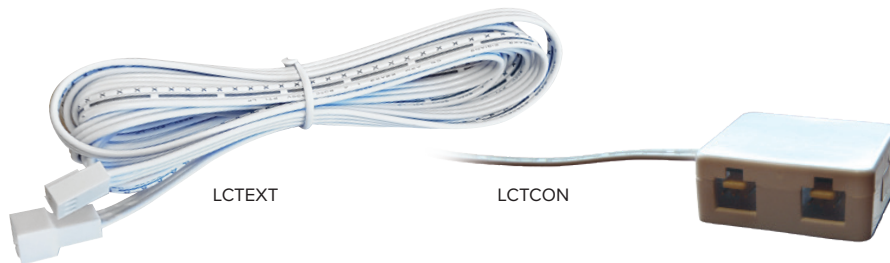
**1 x driver and 1 x receiver required per independent zone.**

Driver and remote sold separately.



| Code   | Description                              | Box Qty |
|--------|--|---------|
| LCTMZR | Multiple White - CCT Receiver - Max 720W | 1       |
| LCTREM | Multiple White - CCT Remote - 30M Range  | 1       |

Accessories




| Code   | Description                                      | Box Qty |
|--------|--|---------|
| LCTEXT | Extension Cable for Vision CCT - 2m              | 1       |
| LCTCON | Additional 4 port connector block for Vision CCT | 1       |





# Colour Spectrum



This dynamic system offers a range of mood lighting powered by 12V IP65 protection, the 60 LED per metre powers varying colours with remote colour changing and dimming within a maximum of 4 Zones.

RGB is 14.4W per metre and cuttable every 50mm.

| Code     | Description    | Box Qty |
|----------|----------------|---------|
| LGB12141 | 14.4W 1MTR RGB | 1       |
| LGB12142 | 14.4W 2MTR RGB | 1       |
| LGB12143 | 14.4W 3MTR RGB | 1       |
| LGB12144 | 14.4W 4MTR RGB | 1       |
| LGB12145 | 14.4W 5MTR RGB | 1       |

## CCT Drivers

Selecting the right driver is easy – use the below formula to find the best option for your installation:

$$\text{Total Power (W)} = \text{Length of LED} \times \text{Power Rating of LED (W)}$$




| Code     | Description     | Box Qty |
|----------|-----------------|---------|
| LUNDR30  | RGB DRIVER 30W  | 1       |
| LUNDR50  | RGB DRIVER 50W  | 1       |
| LUNDR100 | RGB DRIVER 100W | 1       |
| LUNDR180 | RGB DRIVER 180W | 1       |

Receivers have four ports,  
use LGBCON to add additional ports  
(1 x LGBCON = 7 ports, 2 x LGBCON = 10 ports)

## Smart Adapter

Vision Smart Adapter can be used to control lights using a compatible smart speaker or smart hub. This allows the user to turn the light on and off, adjust brightness and change the colour of the light using their voice or smartphone.

*“Alexa, dim the lights”*



| Code | Description  | Box Qty |
|------|--|---------|
| LRZ  | RGB Smart Receiver Compatible with Alexa/Zigbee.<br>Wattage dictated by LUNDR driver | 1       |

### For example:


5 metres of Vision 9.6W LED tape uses a total of 48W. This installation will need to use a driver with a rating of at least 50W. The perfect option would be our 50W LED driver LUNDR50.

**ITEMS ON THIS PAGE ARE NOT COMPATIBLE WITH PRODUCTS ON PAGE 110 - 113**

Remote Control Options

**Need more control?** Vision is compatible with single and multi-zone remote control, all you need is a receiver and remote control handset.

Single Zone Options - 4 Ports



| Code   | Description                        | Box Qty |
|--------|------------------------------------|---------|
| LGBRAD | RGB - Remote Dimmer and Controller | 1       |

Multi Zone Options (4 Zones / 3 Scenes)

**1 x driver and 1 x receiver required per independent zone.**

Driver and remote sold separately.




| Code   | Description               | Box Qty |
|--------|---------------------------|---------|
| LGBMZR | RGB - Receiver - Max 720W | 1       |
| LGBREM | RGB - Remote - 30M Range  | 1       |

Accessories



| Code   | Description                                      | Box Qty |
|--------|--|---------|
| LGBEXT | Extension Cable for Vision RGB - 2m              | 1       |
| LGBCON | Additional 4 port connector block for Vision RGB | 1       |





Vision

EyeLEDs

Natural White (4000K) EyeLEDs are an individual, recess mounted LED unit which can be used to accentuate your installation. Compatible with our standard LED drivers (LDD Page 110).

Cool (6000K) and Warm (3000K) White available on demand.

EyeLEDs are Ø30mm, 12V, IP65 0.4W recess mounted with micro connectors.

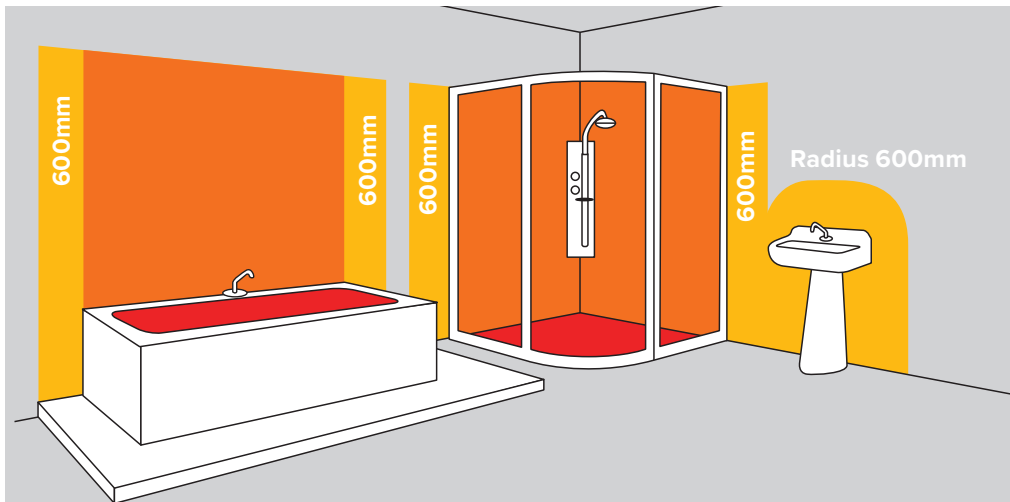


| Code        | Description                               | Box Qty |
|-------------|---|---------|
| LDP1204.NW  | 4000K. 1 x EyeLED, Driver required        | 1       |
| LDP1204.NW1 | 4000K. 1 x EyeLED, LDD008 Driver included | 1       |
| LDP1204.NW2 | 4000K. 2 x EyeLED, LDD008 Driver included | 1       |
| LDP1204.NW3 | 4000K. 3 x EyeLED, LDD008 Driver included | 1       |
| LDP1204.NW4 | 4000K. 4 x EyeLED, LDD008 Driver included | 1       |
| LDP1204.NW5 | 4000K. 5 x EyeLED, LDD008 Driver included | 1       |
| LDP1204.NW6 | 4000K. 6 x EyeLED, LDD008 Driver included | 1       |

Zones

- Zone 0 is IP67 and above
- Zone 1 is IP64 plus
- Zone 2 is IP64 plus

The tape should be at least 60cm from water source due to the wires / leads.



Dotless Flexible LED & RGB Tape

A flexible strip of continuous lighting with 144 LED's per metre. Cutting intervals of 21mm with 2m power lead and micro connector.

- 10w per metre
- Natural White
- 1m and 2m coils
- Compatible with our standard drivers (LDD Page 110).






| Code        | Description  | Box Qty |
|-------------|--|---------|
| LSD14101.NW | IP66 Continuous LED Tape - 1m Coil                           | 1       |
| LSD14102.NW | IP66 Continuous LED Tape - 2m Coil                           | 1       |
| LFD1441.RGB | 1M Dotless RGB Frontview IP65 LED Tape 14.4W 108 LED's p/mtr | 1       |
| LFD1442.RGB | 2M Dotless RGB Frontview IP65 LED Tape 14.4W 108 LED's p/mtr | 1       |
| LFD1443.RGB | 3M Dotless RGB Frontview IP65 LED Tape 14.4W 108 LED's p/mtr | 1       |

**0**  
ZONE

**1**  
ZONE

**2**  
ZONE

**OUTSIDE**  
ZONES





---

# Movement Joints


---

Performance and function are paramount, but aesthetic is of equal importance. Our select range of movement joints exceed both legislated and eye-test requirements allowing you to provide an attractive solution.



# Genesis

For the Perfect Finish





# We make movement as easy as 1,2,3...

- 1. Material Selection** – the material used to form the joint anchoring legs has no bearing on the movement capacity. Different materials provide added protection to the edge of the floor covering depending on the type and volume of traffic;

**PVC** - Light duty traffic, foot traffic only. Sight line is a consistent colour making it ideal for domestic applications in large rooms or doorways, removable leg for use as a perimeter in rooms greater than 4sqm, waterproof and suitable for swimming pool surrounds and wet areas.

**Aluminium** - Grade 6063 Aluminium provides extra protection to the floor covering and can be used in heavy traffic areas with foot and low point loading wheel traffic, ideal for use in car showrooms and shopping centres.

**Stainless Steel** - Available in Grade 304 and 316, this is the strongest of the materials giving the ultimate protection to the floor covering and ideal for all traffic. Popular with Airports and supermarkets where the wheel traffic has a high point loading and can cause the most impact damage. Grade 316 is recommended in swimming pool surrounds, food prep areas, hospitals and wet areas due to its increased corrosive resistance and strength.

- 2. Performance** – the movement accommodation is determined by the width of the joint infill. All Genesis joints conform to the BS5385 recommendations providing minimum 20% movement capacity on minimum capacity due to it's flexibility.

- 3. Positioning** – the following points must be considered when choosing your movement joint:

**Key points**

- In all applications a movement joint must be used DIRECTLY above a joint in the sub-floor, whether this is the same type of subfloor or not. It is often missed domestically on extensions where a new subfloor will be constructed
- In the instance of commercial applications where there is a structural gap in the subfloor the movement joint must not overhang the gap, if the gap is 10mm and the infill of the movement joint is 6mm then select a different movement joint
- When tiling continues from room to room it is good practice to use a movement joint in the doorways, especially if the walls are load bearing

**Considerations**

- If there are no joints in the subfloor, start from the wall. If there are joints in the subfloor, start from the location of the joint. Positioning should then be 5-8m apart in any direction and ideally in square/rectangular bays. In domestic applications or corridors this can be extended to 10m
- A room 4sqm or larger with load bearing walls should have a perimeter joint in place
- Once a room/project exceeds 20sqm or extends into a second room you should be asking the question about a movement joint!




### P.V.C. Movement & Perimeter Joint



| Code   | D (mm) | Length (m) | Infill Finish | Box Qty |
|--------|--------|------------|---------------|---------|
| MLB100 | 10     | 2.5        | 16,25,35      | 25      |
| MLB125 | 12.5   | 2.5        | 16,25,35      | 25      |

### P.V.C. Movement & Perimeter Joint - Thin







| Code   | D (mm) | Length (m) | Infill Finish | Box Qty |
|--------|--------|------------|---------------|---------|
| MLT100 | 10     | 2.5        | 16,25,35      | 25      |
| MLT125 | 12.5   | 2.5        | 16,25,35      | 25      |

## Optimax Aluminium Heavy Duty

The use of Santoprene as a movement accommodation material offers an outstanding flexibility, chemical and weathering resistance, in addition the tensile strength is a contributing factor to the durability; the anchoring angles are Aluminium grade 6063 T6, which is heat treated to increase tensile strength.

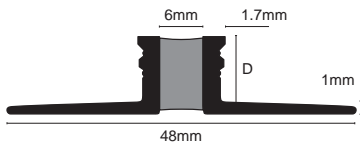

| Code   | D (mm) | Length (m) | Infill Finish | Box Qty |
|--------|--------|------------|---------------|---------|
| MSA080 | 8      | 2.5        | 16,25,35      | 10      |
| MSA100 | 10     | 2.5        | 16,25,35      | 10      |
| MSA125 | 12     | 2.5        | 16,25,35      | 10      |
| MSA150 | 15     | 2.5        | 16,25,35      | 10      |
| MSA180 | 18     | 2.5        | 16,25,35      | 10      |
| MSA225 | 22.5   | 2.5        | 16,25,35      | 10      |

| Optimax Aluminium Heavy Duty Replaceable Infill |        |            |          |         |
|---|--------|------------|----------|---------|
| Code  | D (mm) | Length (m) | Finish   | Box Qty |
| MSI100  | 9.8    | 2.5        | 16,25,35 | 20      |






Aluminium Intermediate Joint

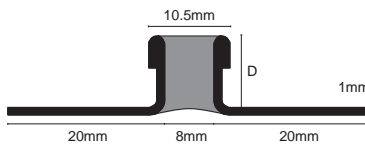


| Code   | D (mm) | Length (m) | Infill Finish | Box Qty |
|--------|--------|------------|---------------|---------|
| MMA100 | 10     | 2.5        | 16,35         | 10      |
| MMA120 | 12     | 2.5        | 16,35         | 10      |



16 Black      35 Dark Grey

Stainless Steel Heavy Duty

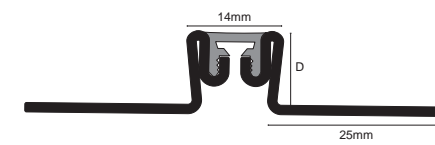


| Code   | D (mm) | Length (m) | Infill Finish | Box Qty |
|--------|--------|------------|---------------|---------|
| MHS100 | 10     | 2.5        | 16,35         | 10      |
| MHS120 | 12     | 2.5        | 16,35         | 10      |
| MHS150 | 15     | 2.5        | 16,35         | 10      |
| MHS225 | 22.5   | 2.5        | 16,35         | 10      |



16 Black      35 Dark Grey

Optimax Stainless Steel Heavy Duty



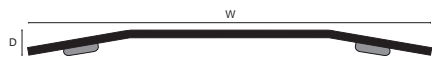
| Code   | D (mm) | Length (m) | Infill Finish | Box Qty |
|--------|--------|------------|---------------|---------|
| MSS100 | 10     | 2.5        | 16,35         | 10      |
| MSS125 | 12.5   | 2.5        | 16,35         | 10      |



16 Black      35 Dark Grey

# Self Adhesive Structural Covers

## Stainless Steel Covers





| Code   | W x D (mm) | Length (m) | Finish | Side Drill | Max Load             | Box Qty |
|--------|------------|------------|--------|------------|----------------------|---------|
| GC2796 | 60 x 5     | 2.5        | 102    | On request | 25kg/cm <sup>2</sup> | 10      |
| GC2797 | 80 x 5     | 2.5        | 102    | On request | 15kg/cm <sup>2</sup> | 10      |
| GC2798 | 100 x 5    | 2.5        | 102    | On request | 11kg/cm <sup>2</sup> | 10      |

## Aluminium Covers



| Code   | W x D (mm) | Length (m) | Finish | Side Drill | Max Load             | Box Qty |
|--------|------------|------------|--------|------------|----------------------|---------|
| GC2806 | 60 x 4     | 2.7        | 81     | On request | 8kg/cm <sup>2</sup>  | 10      |
| GC2820 | 80 x 4     | 2.7        | 81     | On request | 55kg/cm <sup>2</sup> | 10      |
| GC2814 | 100 x 3    | 2.7        | 81     | On request | 75kg/cm <sup>2</sup> | 10      |





# Car Showroom, Slough

## Project Specifications:

Product Specified: MSA100.35

Colour Specified: Dark Grey

Sector: Automotive



This showroom in Slough recently underwent a facelift!  
This included a brand new ceramic floor.


7Formation Ltd were engaged by Vertu Motors plc to carry out the full refit of their Slough Showroom and subsequently Tileform Ltd were appointed to carry out the full tiling package.

With floor size in mind and in keeping with British standards, Genesis supplied Tileform with our Optimax Aluminum Heavy Duty Expansion joints.

Preventing lateral movement is essential on projects like this, with movement almost guaranteed in both the subfloor and on the tiled surface - Optimax joints provide ongoing protection with movement accommodation; these Joints far surpass the minimum requirement.

A massive thanks to Tileform for sharing this project with us.

Showroom address -  
Mercedes Benz, 273-283 Bath Road, Slough, SL1 5PR





---

# Step Edges

---

Put your best foot forward with our range of step edge profiles which offer both elegance and anti-slip properties with an array of installation options and materials. Once again proving that function doesn't mean compromising on charm.



# Genesis

For the Perfect Finish




# Slimline Ceramic Tile-In Edges

This Tile-In Nosing offers a cost effective alternative to ceramic treads. The PVC insert on the tread has been designed to provide additional slip resistance. Although mainly used with ceramic tile it can also be used with wood, laminate and stone. Meets DDA Guidelines and Building regulations.

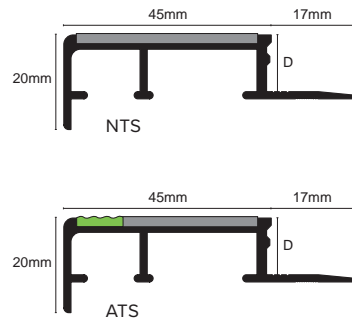
The **Aluminator®** range of profiles are available with the innovative external grade Tredsafe® Insert.

Tredsafe® insert is manufactured from a special blend of P.V.C., silica quartz and polymeric plasticiser giving an homogeneous hard wearing anti-slip flooring for wet and dry conditions. The three dimensional pyramid pattern which provides excellent slip resistance in both wet and dry conditions.




81  
Matt Silver


| Code  | D (mm) | Length (m) | Finish | Box Qty |
|-------|--------|------------|--------|---------|
| NTS10 | 10     | 2.8        | 81     | 10      |
| NTS12 | 12.5   | 2.8        | 81     | 10      |
| ATS10 | 10     | 2.8        | 81     | 10      |
| ATS12 | 12.5   | 2.8        | 81     | 10      |



### Standard Insert



### Tredsafe® Insert



### Quick Look



Indoor / Outdoor



Aluminator®



Protective Film

18

Insert Finishes



Colour Match  
Powder Coated Finishes

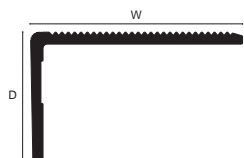



View Online

Aluminium Retro-Fit




80 Mill Aluminium



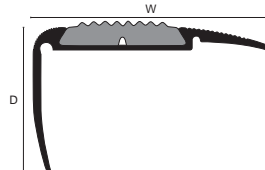

| Code  | W x D (mm) | Length (m) | Finish | Box Qty |
|-------|------------|------------|--------|---------|
| NRA50 | 50 x 30    | 2.77       | 80     | 10      |

Aluminium Nosing with Black Rubber Insert



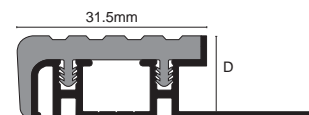
16 Black

81 Matt Silver



| Code  | W x D (mm) | Length (m) | Finish                      | Box Qty |
|-------|------------|------------|-----------------------------|---------|
| NRE05 | 57 x 33    | 2.7        | 16 (81 Matt Silver Channel) | 10      |

Aluminium Stair Grip + PVC Top and End Caps



| Code   | W x D (mm) | Length (m) | Finish | Box Qty |
|--------|------------|------------|--------|---------|
| NIB106 | 30 x 10    | 2.5        | 16,35  | 10      |
| NIB126 | 30 x 12    | 2.5        | 16,35  | 10      |

End Caps

| Code   | Description                | Finish | Pack Qty |
|--------|----------------------------|--------|----------|
| NUC102 | Pair of universal end caps | 16,35  | 2        |



16 Black



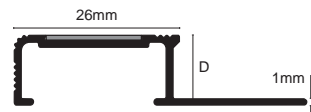
35 Grey



Aluminium Tile-In with Carbide Insert



81  
Matt Silver

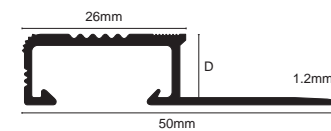


| Code   | D (mm) | Length (m) | Finish | Box Qty |
|--------|--------|------------|--------|---------|
| NLC106 | 10     | 2.6        | 81     | 10      |
| NLC126 | 12.5   | 2.6        | 81     | 10      |

Aluminium Tile-In



81  
Matt Silver

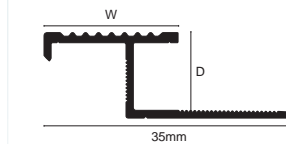


| Code   | W x D (mm) | Length (m) | Finish | Box Qty |
|--------|------------|------------|--------|---------|
| NLM103 | 26 x 10    | 3          | 81     | 10      |
| NLM123 | 26 x 12    | 3          | 81     | 10      |

Aluminium Tile-In Step Edge



81  
Matt Silver



| Code   | W x D (mm) | Length (m) | Finish | Box Qty |
|--------|------------|------------|--------|---------|
| NLT108 | 19 x 10    | 2.8        | 81     | 10      |
| NLT128 | 19 x 12.5  | 2.8        | 81     | 10      |

22.5 mm

More size options  
in the Outdoor  
Tiling Section  
Page 95

# The great outdoors just got greater...

...with our brand new range of 2cm trims

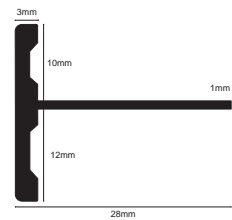


See the full complement of profiles in the **NEW** Outdoor Profiles, Balcony & Pedestals Section






Aluminium Formable 2 in 1



| Code   | W x D (mm) | Length (m) | Finish | Box Qty |
|--------|------------|------------|--------|---------|
| NFA125 | 3 x 10/12  | 2.6        | 81,91  | 20      |

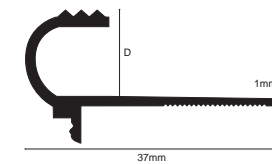


81 Matt Silver      91 Bright Silver

Aluminium Tile-In Bullnose



81  
Matt Silver

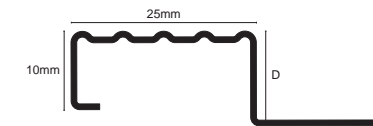


| Code   | D (mm) | Length (m) | Finish | Box Qty |
|--------|--------|------------|--------|---------|
| NAT105 | 10     | 2.6        | 81     | 20      |
| NAT125 | 12     | 2.6        | 81     | 20      |

Stainless Steel Tile-In Nosing



84  
Stainless Steel



| Code   | D (mm) | Length (m) | Finish | Box Qty |
|--------|--------|------------|--------|---------|
| NSS106 | 10     | 2.5        | 84     | 10      |
| NSS126 | 12     | 2.5        | 84     | 10      |



# P.V.C. Trim

Our robust range of PVC trim provide a cost-effective but vigorous and attractive alternative to metal profiles. Manufactured to the highest standard from virgin, lead-free P.V.C.u ensure a long-lasting professional protective finish to any ceramic installation.

P.V.C.  
Trim



# Genesis

For the Perfect Finish



# Trim Regular & Corners

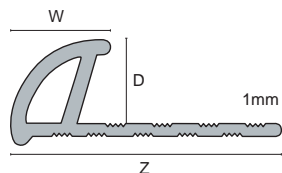

ETR features a smart quadrant face which is good for three dimensional alignment, overhang lips to better butt against the cushion edge of the ceramic tile, and a second upright to support the face making it the most suitable trim for floor tile use.

| Code   | W x D (mm) | Z (mm) | Length (m) | Finish                      | Box Qty |
|--------|------------|--------|------------|-----------------------------|---------|
| ETR608 | 7.5 x 6    | 21     | 2.5        | 01,11,16,32,34              | 60      |
| ETR708 | 8.5 x 7    | 22     | 2.5        | 01                          | 60      |
| ETR808 | 9.5 x 8    | 25     | 2.5        | 01,11,16,32,34,63,64,70,72  | 60      |
| ETR108 | 11.5 x 10  | 26     | 2.5        | 01,11,16,32,34, 63,64,70,72 | 60      |
| ETR128 | 12.5 x 12  | 32     | 2.5        | 01,11,16,32,34,64,70        | 60      |

## Corner Pieces

Injection Moulded corner pieces to compliment the profile eliminating the need for mitring - for the perfect finish.

| Code   | D (mm) | Finish         | Pack Qty       |
|--------|--------|----------------|----------------|
| PDM603 | 6      | 01,11,16,32,34 | 100            |
| PDP604 | 6      | 01,34          | 4 Blister Pack |
| PDL803 | 8      | 01,11,16,32,34 | 100            |
| PDP804 | 8      | 01,34          | 4 Blister Pack |
| PDX103 | 10     | 01,11,16,32,34 | 100            |
| PDP104 | 10     | 01,34          | 4 Blister Pack |
| PDX123 | 12     | 01,11,16,32,34 | 100            |
| PDP124 | 12     | 01,34          | 4 Blister Pack |



## Plain



## Marble Effect



## Quick Look



Round



Corners



6-12 mm  
Tile Depth

9

Finishes



View Online


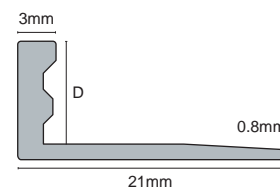



## Straight Edge Trim

A straight edge alternative to the popular round edge profiles. In addition to being used with standard ceramic tiles the ESP can be used with rectified or square cut tiles. The profile is available in 8, 10, 12 and 15mm depths. The ESP can also be used as a capping on the horizontal where skirting tiles have been fitted or where walls are not fully tiled.



| Code   | D (mm) | Length (m) | Finish         | Box Qty |
|--------|--------|------------|----------------|---------|
| ESP060 | 6      | 2.5        | 01,34          | 60      |
| ESP080 | 8      | 2.5        | 01,11,16,32,34 | 60      |
| ESP100 | 10     | 2.5        | 01,11,16,32,34 | 60      |
| ESP120 | 12     | 2.5        | 01,11,16,32,34 | 60      |



### Quick Look



Straight



6-12 mm  
Tile Depth

5

Finishes



View Online



Seal Under / Over Tile & Seal Plus



Seal Under / Over Tile

| Code   | Fixing            | Length(m) | Finish | Box Qty |
|--------|-------------------|-----------|--------|---------|
| SBS180 | Under / over tile | 1.8       | 01     | 25      |
| SPS180 | Under tile only   | 1.8       | 01     | 25      |

Corner Pieces

| Code   | Packed                | Finish | Box Qty  |
|--------|-----------------------|--------|----------|
| SMT100 | 1 corner + 2 end caps | 01     | 50 packs |

Seal Plus

| Code   | Fixing            | Length (m) | Finish | Box Qty |
|--------|-------------------|------------|--------|---------|
| SSP180 | Under / over tile | 1.8        | 01     | 50      |

Corner Pieces

| Code   | Packed                | Finish | Box Qty  |
|--------|-----------------------|--------|----------|
| SMP100 | 1 corner + 2 end caps | 01     | 50 packs |

Beading




Code Fixing Length (m) Finish Box Qty

|        |                |     |    |    |
|--------|----------------|-----|----|----|
| SRP250 | Over tile only | 2.5 | 01 | 25 |
|--------|----------------|-----|----|----|

External Corner Pieces

| Code   | Packed    | Finish | Box Qty |
|--------|-----------|--------|---------|
| SRE100 | 2 way x 5 | 01     | 50      |
| SRH100 | 2 way x 5 | 01     | 50      |
| SRT100 | 3 way x 5 | 01     | 50      |

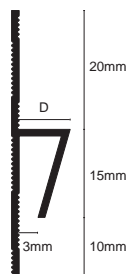

Vinyl to Tile - EVT



Code W x D (mm) Length (m) Finish Box Qty

|        |         |     |    |    |
|--------|---------|-----|----|----|
| EVT080 | 15 x 8  | 2.5 | 01 | 25 |
| EVT120 | 19 x 10 | 2.5 | 01 | 25 |

Vinyl to Tile - EVC




| Code   | W x D (mm) | Length (m) | Finish   | Box Qty |
|--------|------------|------------|----------|---------|
| EVC080 | 15 x 8     | 2.5        | 01,11,16 | 50      |
| EVC100 | 15 x 10    | 2.5        | 01       | 50      |

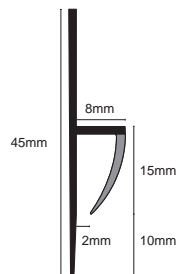


01 White    11 Grey    16 Black

Vinyl to Tile - EFU

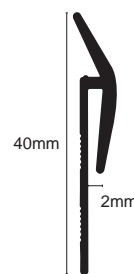


01 White



| Code   | W x D (mm) | Length (m) | Finish | Box Qty |
|--------|------------|------------|--------|---------|
| EFU080 | 15 x 8     | 2.5        | 01     | 50      |

Capping Strip

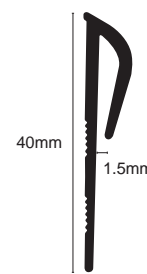



| Code  | W x D (mm) | Length (m) | Finish   | Box Qty |
|-------|------------|------------|----------|---------|
| KCS01 | 40 x 2     | 2          | 01,16,43 | 40      |



01 White    16 Black    43 Dolphin Grey

Capping Strip




| Code   | W x D (mm) | Length (m) | Finish   | Box Qty |
|--------|------------|------------|----------|---------|
| KCS02  | 40 x 1.5   | 2          | 01,16    | 40      |
| KCS022 | 40 x 1.5   | 20 (coil)  | 01,16,43 | 1       |



01 White    16 Black    43 Dolphin Grey



Flexible Sit On Skirting




Made in UK

| Code    | H x D (mm) | Length (m) | Finish | Box Qty |
|---------|------------|------------|--------|---------|
| KSO100  | 100 x 20   | 2          | 16,43  | 30      |
| KSO1015 | 100 x 20   | 15 (coil)  | 16,43  | 1       |
| KSO150  | 150 x 20   | 2          | 16,43  | 20      |



16 Black      43 Dolphin Grey

Flexible Set In Skirting




Made in UK

| Code   | H x D (mm) | Length (m) | Finish | Box Qty |
|--------|------------|------------|--------|---------|
| KSI100 | 100 x 50   | 2          | 16,43  | 20      |



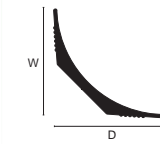
16 Black      43 Dolphin Grey

Flexible Cove Former



Made in UK


KCOV1



KCOV2

| Code  | W x D (mm) | Length (m) | Finish | Box Qty |
|-------|------------|------------|--------|---------|
| KCOV1 | 35 x 35    | 2          | 16     | 30      |
| KCOV2 | 20 x 20    | 2          | 16     | 30      |

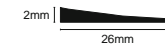
Dim Strip




Made in UK



RDIM25



RDIM20



RDIM60



RDIM45

| Code   | W x D (mm) | Length (m) | Finish | Box Qty |
|--------|------------|------------|--------|---------|
| RDIM20 | 26 x 2     | 15 (coil)  | 16     | 10      |
| RDIM25 | 26 x 2.5   | 15 (coil)  | 16     | 10      |
| RDIM45 | 36 x 4.5   | 2          | 16     | 40      |
| RDIM60 | 40 x 6     | 2          | 16     | 20      |





# Genesis

For the Perfect Finish

---

## Access, Anti-Slip & Matting

---

We offer a range of functional and compliant solutions to protect both pedestrians' safety and surfaces from foot-traffic as well as providing guidance to the visually impaired. A modern multi-faceted approach to installations is needed to provide unobtrusive protection.





# STRATO



See the range on Pages 89-92

Solutions for disconnecting and waterproofing indoor floors and outdoor paving



- Easy to install
- Suitable for all-seasons application, inc. winter
- Product Functions
  - Decoupling (crack bridging)
  - Vapour Vent
  - Load Distribution
  - Waterproofing



*See Online!*








### Stainless Steel Tread Plates

Screw down anti slip plates are ideal for applications exposed to harsh environments with countersunk eyelets for easy application.

Manufactured from resilient Stainless Steel with an Anti slip coating covering most of the top surface and finished with rounded corners for a more aesthetic appearance.

| Code   | W x L (mm) | Finish    |
|--------|------------|-----------|
| NTP063 | 63 x 635   | 16,47,120 |
| NTP115 | 115 x 635  | 16,47,120 |



16 Black      47 Yellow      120 Hazard




Indoor / Outdoor

### Silicone Carbide Safety Strip

A versatile anti slip tape made from a fine grade aluminium oxide, which makes it suitable for use in a wide range of applications.

The 60 grit is a medium anti slip abrasive coating, perfect for general anti slip requirements possessing excellent levels of grip.

| Code   | W (mm) x L (M) | Finish    |
|--------|----------------|-----------|
| NIW250 | 25 x 18.3 roll | 16,47,120 |
| NIW500 | 50 x 18.3 roll | 16,47,120 |



16 Black      47 Yellow      120 Hazard







# PATHWAY

**GUIDANCE SYSTEM**

The traditional 6mm Ø shank method or 3M adhered versions offer an incredibly versatile system that can provide an instant DDA and Equality Act 2010 compliant tactile surface to any platform edge, stairway or ramp due to their unique installation methods.

Manufactured from Stainless Steel grade 316 these are highly durable and offers excellent contrasting options to ensure conformity within internal and external applications.

Aluminium, Brass and Polyurethane design options available, minimum order quantities may apply.



### Stainless Steel Discs Shanked

| Code    | Ø (mm) | Description                        | Finish   |
|---------|--------|------------------------------------|----------|
| FTSSD25 | 25     | Stainless Steel Anti-Slip Tactile  | 01,16,47 |
| FTSCD25 | 25     | Stainless Steel Circle Tactile     | 84       |
| FTSCD35 | 35     | Stainless Steel Circle Tactile     | 84       |
| FTCHD25 | 25     | Stainless Steel Crosshatch Tactile | 84       |
| FTCHD35 | 35     | Stainless Steel Crosshatch Tactile | 84       |

### Stainless Steel Discs Self Adhesive 3M

| Code    | Ø (mm) | Description                        | Finish   |
|---------|--------|------------------------------------|----------|
| FTSAS25 | 25     | Stainless Steel Anti-Slip Tactile  | 01,16,47 |
| FTSSA25 | 25     | Stainless Steel Circle Tactile     | 84       |
| FTSSA35 | 35     | Stainless Steel Circle Tactile     | 84       |
| FTSCA25 | 25     | Stainless Steel Crosshatch Tactile | 84       |
| FTSCA35 | 35     | Stainless Steel Crosshatch Tactile | 84       |

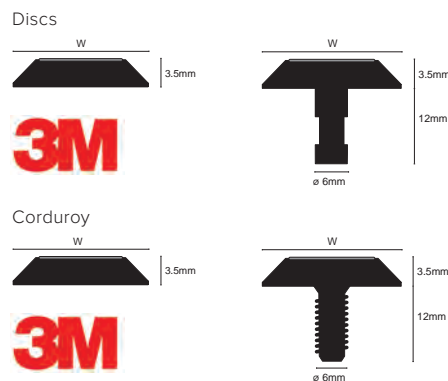
### Stainless Steel Corduroy Shanked

| Code    | W x L (mm) | Description                | Finish   |
|---------|------------|----------------------------|----------|
| FTCD280 | 25 x 280   | Stainless Steel Anti-Slip  | 01,16,47 |
| FTGD280 | 25 x 280   | Stainless Steel Grooved    | 84       |
| FTCD280 | 25 x 280   | Stainless Steel Crosshatch | 84       |

### Stainless Steel Corduroy Self Adhesive 3M

| Code    | W x L (mm) | Description                | Finish   |
|---------|------------|----------------------------|----------|
| FTCA280 | 25 x 280   | Stainless Steel Anti-Slip  | 01,16,47 |
| FTGA280 | 25 x 280   | Stainless Steel Grooved    | 84       |
| FTCA280 | 25 x 280   | Stainless Steel Crosshatch | 84       |

## Stainless Steel Tactile



### Quick Look



Indoor / Outdoor



Bespoke  
Template  
Service



Self Adhesive



Colour Match  
MOQ's Apply



View Online

# TrakMat®

## ENTRANCE MATTING


A versatile system incorporating aluminium sections with rubber or carpet inserts linked by semi-rigid P.V.C to cushion traffic and reduce noise.

The unique design allows the matting to be rolled easing transport, relocation and cleaning.

Light to medium traffic <2,000/day.

Use TrakMat® Fluted Rubber outside for primary coarse dirt retention.

Use TrakMat® Loop Pile inside to clean and absorb residual moisture and dirt.



\*Cut to required width, up to 39mm.



### TrakMat® Fluted Rubber

| Code   | Height (mm) | Finish | Size           |
|--------|-------------|--------|----------------|
| EM8950 | 12          | 16     | m <sup>2</sup> |
| EM8951 | 17          | 16     | m <sup>2</sup> |
| EM8952 | 22          | 16     | m <sup>2</sup> |

### TrakMat® Loop Pile

| Code   | Height (mm) | Finish     | Size           |
|--------|-------------|------------|----------------|
| EM8900 | 12          | Anthracite | m <sup>2</sup> |
| EM8901 | 12          | Grey       | m <sup>2</sup> |
| EM8902 | 12          | Natural    | m <sup>2</sup> |
| EM8903 | 12          | Red        | m <sup>2</sup> |
| EM8910 | 17          | Anthracite | m <sup>2</sup> |
| EM8911 | 17          | Grey       | m <sup>2</sup> |
| EM8912 | 17          | Natural    | m <sup>2</sup> |
| EM8913 | 17          | Red        | m <sup>2</sup> |
| EM8920 | 22          | Anthracite | m <sup>2</sup> |
| EM8921 | 22          | Grey       | m <sup>2</sup> |
| EM8922 | 22          | Natural    | m <sup>2</sup> |
| EM8923 | 22          | Red        | m <sup>2</sup> |

### End Profile


| Code    | Height (mm) | Finish | Length (m) |
|---------|-------------|--------|------------|
| EMCAP12 | 12          | 16     | 3          |

Access,  
Anti-Slip  
& Matting



## Entrance Matting

### TrakMat® HDR - Exterior Rubber



16  
Black

Heavy Traffic: >2000/day

Use outside for primary coarse dirt retention.

Aluminium sections containing rubber inserts linked with galvanised steel cables and secured with plated fixings. Designed for internal or external use.

| Code    | Height (mm) | Finish | Size           |
|---------|-------------|--------|----------------|
| EMR8030 | 18          | 16     | m <sup>2</sup> |

### TrakMat® HDR - Superior Buffered




Heavy Traffic: >2000/day

Use inside to clean and absorb residual moisture and dirt.

Reversible inserts are fitted between mill profiles and assembled with galvanised steel rods.

| Code    | Height (mm) | Finish | Size           |
|---------|-------------|--------|----------------|
| EMR8000 | 18          | Grey   | m <sup>2</sup> |
| EMR8016 | 18          | Black  | m <sup>2</sup> |
| EMR8002 | 12          | Grey   | m <sup>2</sup> |
| EMR8003 | 12          | Black  | m <sup>2</sup> |



16  
Black

Grey

### Case Study: City Mall, Mombasa


Product Specified: **EM8950**

Colour Specified: **16 Black**

Sector: Retail

City mall Mombasa has recently undergone a huge renovation. What it lacks in size it makes up for in choice. It caters to almost all the needs of daily life and fashion, as well as having several good restaurants and fast-food outlets.

TrakMat® was installed both inside and outside the main entrance reducing traffic noise and preventing slips and falls.



# TrakMat®

ENTRANCE MATTING

Now available...

...Entrance Matting Samples Folder  
Order yours today!





# Transitions

Our range of transition profiles encompasses an extensive portfolio of both commercial and domestic products that provide high quality performance, function and an equally attractive aesthetic. The varied range of materials, finishes and applications ensure you have an option for every scenario.



# Genesis

For the Perfect Finish

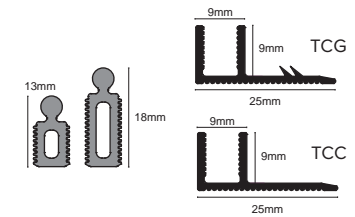
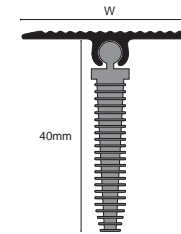





## Fast Fit Slimline

Perfect finishing for transitions between different floor coverings of the same height, differing bases allow for simple but varied installation options.

- Covers a gap of up to 30mm
- TCS: Cover and drill fitting
- TCG: Multiflex Gripper Base for carpet installation
- TCC: Multiflex Universal Base for all other floor coverings




Pegs included with TCS

| Code   | W (mm) | Length (m) | Finish | Box Qty |
|--------|--------|------------|--------|---------|
| TCS409 | 40     | 0.92       | 81,83  | 20      |
| TCS405 | 40     | 1.85       | 81     | 20      |
| TCG109 | 9      | 0.92       | 80     | 20      |
| TCC109 | 9      | 0.92       | 80     | 20      |



81 Matt Silver



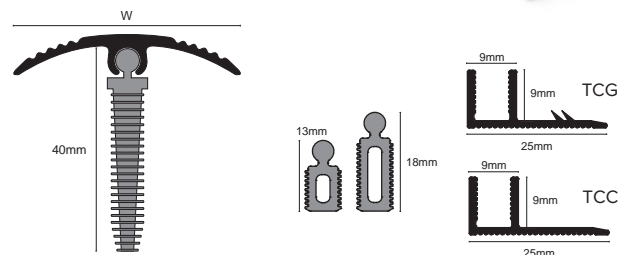


83 Matt Brass



# Fast Fit Ramp System

Innovative hidden mechanical pivot system alongside varied base fittings allow for simple transition installations between different floor covering materials and depth differentials of up to 20mm.

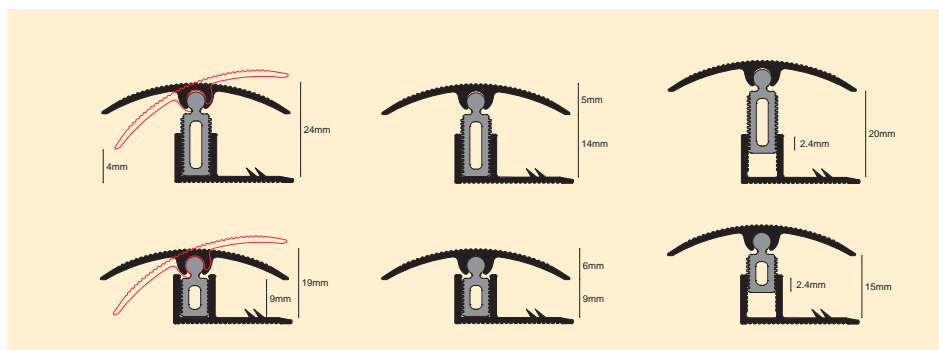

- TCR: Cover and drill fitting
  - TCG: Multiflex Gripper Base for carpet installation
  - TCC: Multiflex Universal Base for all other floor coverings
  - TTG: Multiflex Set Cover and Gripper Base
  - TTC: Multiflex Set Cover and Universal Base
- All bases include 5 small and 5 large clips



Pegs included with TCR

| Code                | W (mm) | Length (m) | Finish            | Box Qty |
|---------------------|--------|------------|-------------------|---------|
| TCR409              | 40     | 0.92       | 40,81,83,85,87,91 | 20      |
| TCR405              | 40     | 1.85       | 81                | 20      |
| TCG109              | 9      | 0.92       | 80                | 20      |
| TCC109              | 9      | 0.92       | 80                | 20      |
| TTG409 <sup>1</sup> | 40     | 0.92       | 91                | 20      |
| TTC409 <sup>2</sup> | 40     | 0.92       | 91                | 20      |

<sup>1</sup>TTG409 (TCR & TCG Combined)  
<sup>2</sup>TTC409 (TCR & TCC Combined)








### Aluminium Z-Bar Carpet Lock & Z-Bar Pro

The Aluminum Z-Bar Carpet Lock from Genesis provides an effective transition between different heights and types of floor finishes.

Simple to install the TGA profile provides a neat finish and protects the edges of both floor coverings even when they are slightly different depths.



| Code   | W x D (mm) | Length (m) | Finish      | Box Qty |
|--------|------------|------------|-------------|---------|
| TGA909 | 28 x 9     | 0.9        | 81,83,87,91 | 15      |
| TGA907 | 28 x 9     | 2.7        | 81,91       | 15      |
| TGA149 | 28 x 14    | 0.9        | 81,83       | 15      |
| TGS159 | 30 x 15    | 0.9        | 87,91       | 15      |




81 Matt Silver    83 Matt Brass    87 Bright Brass    91 Bright Silver



### Aluminium Retro-Fit Vinyl Reducer


Pre drilled



| Code   | W x D (mm) | Length (m) | Finish | Box Qty |
|--------|------------|------------|--------|---------|
| TVA259 | 40 x 2.5   | 0.92       | 81     | 20      |
| TVA258 | 40 x 2.5   | 2.8        | 81     | 20      |

### Brushed Stainless Steel Cover


Pre drilled



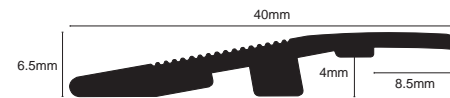

| Code   | W x D (mm) | Length (m) | Finish | Box Qty |
|--------|------------|------------|--------|---------|
| TSC307 | 30         | 2.7        | 102    | 40      |
| TSC407 | 40         | 2.7        | 102    | 40      |

### Aluminium Reducer

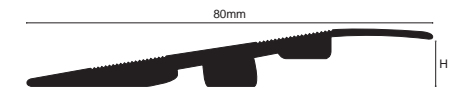
Pre drilled



81  
Matt Silver



RAR077 - for carpet tiles,  
loose lay PVC tiles etc.



RAR157 - for easy access with pallet  
trucks, trolleys and wheelchairs.

| Code   | H (mm)  | Length (m) | Finish | Box Qty |
|--------|---------|------------|--------|---------|
| RAR077 | 5-7     | 2.7        | 81     | 10      |
| RAR157 | 10.5-15 | 2.7        | 81     | 10      |

### Stainless Steel Tile-in Ramp



84  
Stainless Steel

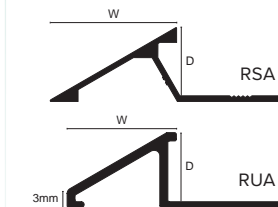



| Code   | W x D (mm) | Length (m) | Finish | Box Qty |
|--------|------------|------------|--------|---------|
| RSS104 | 20 x 10    | 2.5        | 84     | 10      |
| RSS124 | 25 x 12.5  | 2.5        | 84     | 10      |

### Tile Aluminium Ramp




81  
Matt Silver




| Code   | W x D (mm) | Length (m) | Finish | Box Qty |
|--------|------------|------------|--------|---------|
| RSA104 | 20 x 10    | 2.5        | 81     | 20      |
| RSA124 | 23 x 12    | 2.5        | 81     | 20      |
| RUA104 | 16 x 10    | 2.5        | 81     | 20      |
| RUA124 | 19 x 12    | 2.5        | 81     | 20      |

### Aluminium Access Ramp



81  
Matt Silver



| Code   | W x D (mm) | Length (m) | Finish | Box Qty |
|--------|------------|------------|--------|---------|
| RAA104 | 65 x 10    | 2.5        | 81     | 10      |
| RAA124 | 65 x 12.5  | 2.5        | 81     | 8       |





# Genesis

For the Perfect Finish

---

## Self Adhesive


---

Our wide range of Self Adhesive profiles offer the quality and protection of a professional product with the ease of installation of an off-the-shelf DIY solution. The variety of finishes and shapes ensure we have an option for your flat, ramp or step surface.



# Eurocover Strip

- Suitable for transitions between surfaces of similar height.
- New smooth design.
- Quick and easy to install.
- Strong adhesive bond for durability.



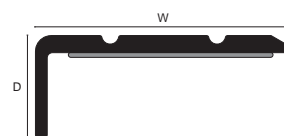

| Code   | W x D (mm) | Length (m) | Finish            | Box Qty |
|--------|------------|------------|-------------------|---------|
| CAS407 | 38 x 3     | 2.7        | 40,81,83,89,91,94 | 10      |
| CAS409 | 38 x 3     | 0.9        | 40,81,83,89,91,94 | 10      |




  
Self Adhesive

# Nosing

- Durable Retro-Fit Solution
- Strong adhesive bond negates need for mechanical fixing
- Grooved surface for better step grip
- Perfect for vinyl, ceramic or laminate wood flooring coverings



| Code   | W x D (mm) | Length (m) | Finish         | Box Qty |
|--------|------------|------------|----------------|---------|
| NAS207 | 30 x 20    | 2.7        | 17,40,81,83,89 | 10      |
| NAS209 | 30 x 20    | 0.9        | 17,40,81,83,89 | 10      |
| NAS107 | 25 x 10    | 2.7        | 17,40,81,83,89 | 10      |
| NAS109 | 25 x 10    | 0.9        | 17,40,81,83,89 | 10      |

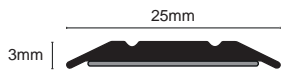


  
Self Adhesive



Cover Strip

  
Self Adhesive



| Code   | W x D (mm) | Length (m) | Finish | Box Qty |
|--------|------------|------------|--------|---------|
| CAS257 | 25 x 3     | 2.7        | 81,83  | 10      |



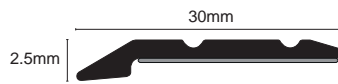

81  
Matt Silver



83  
Matt Brass

Vinyl / LVT Ramp

  
Self Adhesive



| Code   | W x D (mm) | Length (m) | Finish | Box Qty |
|--------|------------|------------|--------|---------|
| TAV257 | 30 x 2.5   | 2.7        | 81,83  | 10      |
| TAV259 | 30 x 2.5   | 0.9        | 81,83  | 10      |



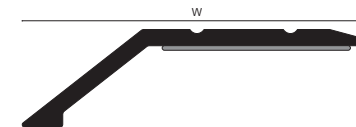

81  
Matt Silver



83  
Matt Brass

Vinyl / LVT Ramp


  
Self Adhesive




| Code   | W x D (mm) | Length (m) | Finish | Box Qty |
|--------|------------|------------|--------|---------|
| TAV257 | 30 x 2.5   | 2.7        | 81,83  | 10      |
| TAV259 | 30 x 2.5   | 0.9        | 81,83  | 10      |



40  
Oak



81  
Matt Silver



83  
Matt Brass



89  
Bronze

---

# Marketing

---

Grab your customers' attention with our high quality range of eye-catching display stands, countertop displays and sample folders that showcase our impressive range with aplomb. We want to ensure our products are presented with the consideration they deserve.




# Genesis

For the Perfect Finish




A vast range of eye-catching marketing materials are available to help promote your Genesis products, from robust display stands that offer an excellent way of displaying full length trims to smaller point of sale displays. Promotional items that help to represent the Genesis brand by combining functionality with advertising with such items as pens, calendars, note pads etc.

Bespoke marketing materials are available on request.



### Z115 0.5m Svelte Stand

- Rubber mat and specially strengthened base ideal for Metal profiles
- Profiles are simply leaned against the back of the display and rested on the rubber mat on the base
- Works on its own or combined to form a run of displays for larger showrooms
- Includes 6 euro hooks
- Dividers create 9 sections on this display
- Each section holds on average 20 profiles depending on the profile shape and size
- The display unit can also be slit 50/50 to display 9 divided sections of profiles and then use the euro hooks to display tools on the other half of the stand.
- If used this way the stand will hold approximately 180 profiles
- If all 9 divider spaces are used approximately 360 profiles can be displayed
- Complete assembly instructions are included with each display stand



| Code  | Description   | Qty |
|-------|---|-----|
| Z115  | Svelte Stand 2200mm x 500mm (12 Profiles / Lean back) | 1   |
| Z115B | BIHUI Header for Z115 Stand                           | 1   |
| Z115H | Genesis Header for Svelte Stand                       | 1   |
| Z115S | Shelf for Z115 Display Stand - 468 x 300mm            | 1   |



Z110 1m Deluxe Stand

- Rubber mat and specially strengthened base ideal for Metal profiles
- Profiles are simply leaned against the back of the display and rested on the rubber mat on the base
- Works on its own or combined to form a run of displays for larger showrooms
- Includes 12 euro hooks
- Dividers create 18 sections on this display
- Each section holds on average 20 profiles depending on the profile shape and size
- The display unit can also be slit 50/50 to display 12 divided sections of profiles and then use the euro hooks to display tools on the other half of the stand. If used this way the stand will hold approximately 180 profiles
- If all 24 divider spaces are used approximately 360 profiles can be displayed
- Complete assembly instructions are included with each display stand



Note: Images show two stands side by side

Z115 0.5m Svelte Stand

Due to popular demand the Z110 is now available in a half meter option

Personalised Samples Panel for Z110



A brand-new stand attachment is available for the Z110, offering an installed vision of the 4 profile designs offered by Genesis; Triangular, Square, Straight and Round. The Z109 also acts as a sales aid for highlighting and upselling the use of corner pieces to clients and homeowners allowing them to keep their options open on design and finish.

| Code  | Description   | Qty |
|-------|---|-----|
| Z110  | Deluxe Stand 2200mm x 1000mm (lean back) Box A+B          | 1   |
| Z110B | BIHUI Header for Z110 Stand                               | 1   |
| Z110H | Genesis Header for Z110 Stand                             | 1   |
| Z110S | Shelf for the Z110 Display Stand - 968 x 300mm            | 1   |
| Z109  | POS Attachment for Z110 with 6 Hooks (Board not included) | 1   |
| Z111  | Single Hooks for Z110 and Z115 Stands                     | 1   |
| Z113  | 300mm Extension for Z110 Stand                            | 1   |

Transition Stand



- 10 hooks to hold Genesis 0.92m lengths of transition profiles
- Comes complete with Genesis header

| Code | Description      | Qty |
|------|------------------|-----|
| Z015 | Transition Stand | 1   |

Display Modules



- Individual modules constructed with ceramics specified by you and using prescribed Genesis profiles to create the perfect point of sale display
- These modules have been designed to show a selection of Genesis Profiles and perfectly illustrate the function of the product as well as the aesthetics
- Eye-catching and perfect for displaying corner pieces

| Code   | Description            | Qty |
|--------|------------------------|-----|
| Z123   | Display Module         | 1   |
| Z123ST | Display Module - Stair | 1   |
| Z860   | Display Module - LVT   | 1   |

Samples Folders



| Code | Description                  |
|------|------------------------------|
| Z871 | Entrance Matting             |
| Z424 | Metal Profiles               |
| Z425 | Ramps and Transitions        |
| Z428 | Movement Joints & Nosing     |
| Z430 | Edge Protection and Skirting |
| Z432 | Vision                       |
| Z426 | Metal Finish Selector        |

Samples Boards

| Code | Description                          |
|------|--------------------------------------|
| Z422 | Self Adhesive                        |
| Z865 | Panel Profiles                       |
| Z889 | Transitions Board                    |
| Z890 | Metal Trim Samples Board (1)         |
| Z895 | PVC Trim Samples Board               |
| Z897 | Metal Trim Samples Board (2)         |
| Z888 | Counter Top Display - Profile Design |
| Z893 | Counter Top Display - Stone          |
| Z894 | Counter Top Display - Pathway        |
| Z899 | Counter Top Display - Stainless      |
| Z885 | Counter Top Display - 2cm            |
| Z891 | Counter Top Display - Powder Coating |





Sample Cases




| Code | Description                  | Qty |
|------|------------------------------|-----|
| Z751 | Genesis Flooring Sample Case | 1   |
| Z752 | Contract Tiling Sample Case  | 1   |

Pens



| Code | Description | Qty |
|------|-------------|-----|
| Z801 | Pen         | 1   |

External Banner



| Code  | Description                 | Qty |
|-------|-----------------------------|-----|
| Z880  | External Banner 0.6 x 1.8 m | 1   |
| Z880F | External Banner 0.6 x 1.8 m | 1   |

Genesis Logo Mat



| Code | Description                 | Qty |
|------|-----------------------------|-----|
| Z703 | Genesis Logo Mat 90 x 60 cm | 1   |

Hydration Device

| Code   | Description  | Qty |
|--------|--------------|-----|
| Z802HD | Water Bottle | 1   |




Note Pads




| Code | Description  | Qty |
|------|--------------|-----|
| Z503 | Sticky Notes | 1   |
| Z602 | A4 Note Pads | 1   |
| Z501 | A6 Note Pads | 1   |

Catalogue & Price List



| Code | Description          | Qty |
|------|----------------------|-----|
| Z313 | Genesis Catalogue    | 1   |
| Z312 | Genesis Price List   | 1   |
| Z400 | Contractor Catalogue | 1   |

2023 Desk Calendar

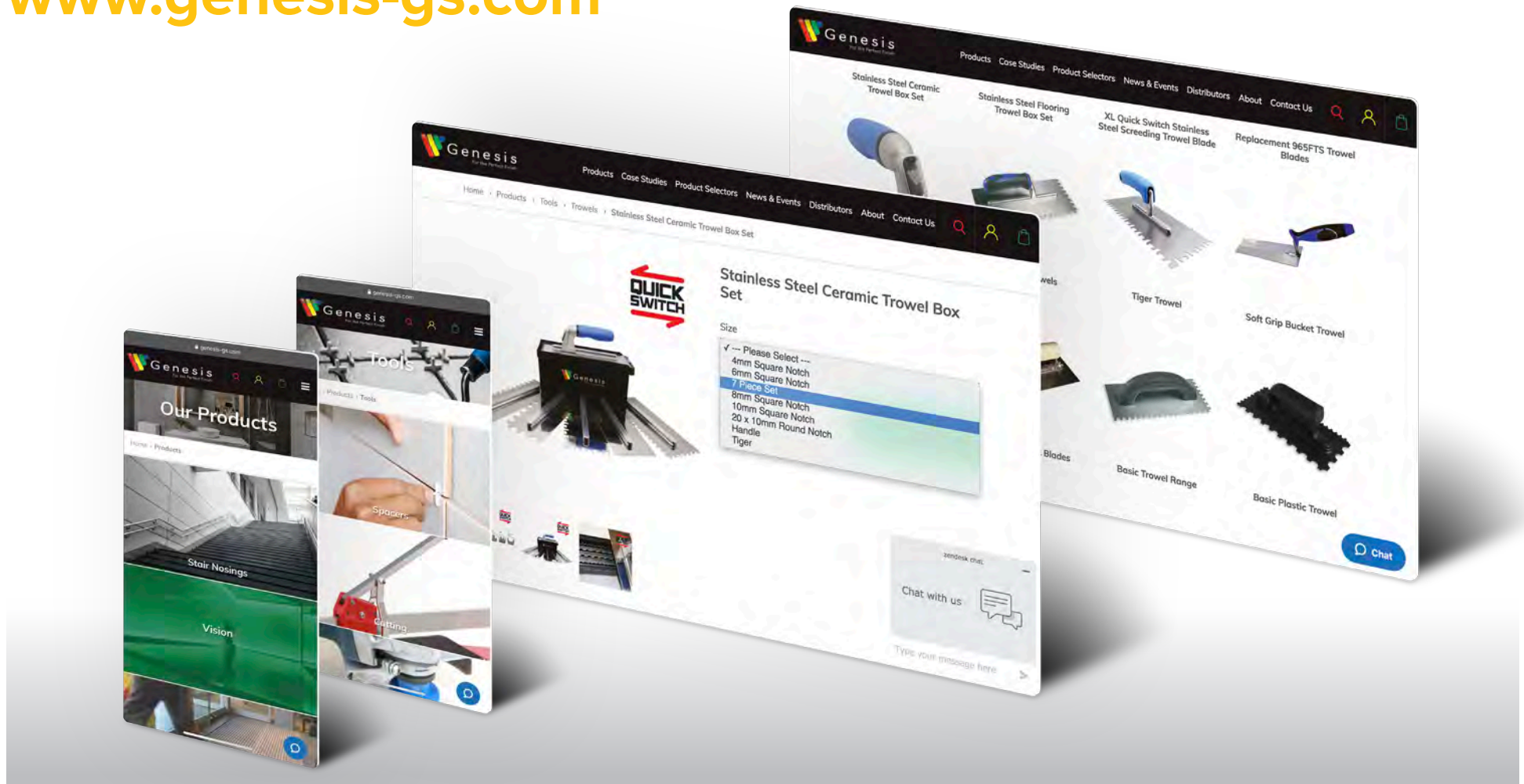


| Code       | Description        | Qty |
|------------|--------------------|-----|
| Z-CALENDAR | 2023 Desk Calendar | 1   |

# Got a question? Chat to us online



## www.genesis-gs.com





# Department Store, Oxford Street, London

## Project Specifications:

Product Specified: NSL31

Colour Specified: 16 Black

Sector: Retail



This retailer recently had a refurbished floor installed at one of its flagship stores in London's Oxford street.

Due to an old and tired floor involving issues involving lifting and safety – It was no longer suitable for the general public to use.


TW Contract flooring installed this project out of hours during the stores closure, and the project spanned 3 weeks.

Alongside a new vinyl floor from Altro, TW Contact flooring installed Genesis NSL31 nosing with black insert to ensure compliance with BS 8300 -2-2018 & BS 8493 - This also includes DDA regulations.

The NSL insert was suitable for slip resistance and flexibility. Manufactured from a special blend of PVC, It's hard wearing and holds anti-slip properties that prevent slips and falls.

Project Address - 300 Oxford Street

Contractor - TW Contract Flooring




# Perry Barr Railway Station, Birmingham

## Project Specifications:

Product Specified: Pathway Tactiles

Colour Specified: Black & Yellow

Sector: Transport



Perry Barr Train Station was refurbished for the 2022 Commonwealth Games, which were held in Birmingham.

The Pathway Guidance System has been specified to help blind and partially sighted people around the train station.

The traditional 6mm diameter shank method or 3M adhered versions offer an incredibly versatile system that can provide an instant DDA and Equality Act 2010 compliant tactile surface to any platform edge, stairway or ramp due to their unique installation methods.

This allows full utilisation of all facilities, with guides directing to important points i.e., ticket offices and lifts to platforms.

The once small, plain and dated site is now an expanded rust coloured building with a modern finish.

Installed by Luke Boorer, Richard Howells, Ross Niedzielski, Oli Wilkins, Mark Lawrence, and Will Dolling from the Genesis Global Systems team.



**PATHWAY**  
GUIDANCE SYSTEM





|  |         |
|--|---------|
| Mallet, BIHUI Rubber                                   | 85      |
| MHS  | 120     |
| Mitre Block  | 66      |
| Mitre Cutting System, BIHUI                            | 72      |
| Mixer  | 67      |
| Mixing Paddle M14, BIHUI                               | 88      |
| MLB  | 119     |
| MLT  | 119     |
| MMA  | 120     |
| Movement Joint, GC2 Structural Covers                  | 121     |
| Movement Joint, MLB PVC                                | 119     |
| Movement Joint, MLT PVC                                | 119     |
| Movement Joint, MMA Aluminium Intermediate             | 120     |
| Movement Joint, MSA Optimax Aluminium Heavy Duty       | 119     |
| Movement Joint, MSS Optimax Stainless Steel Heavy Duty | 120     |
| MSA  | 119     |
| MSS  | 120     |
| Multi Angle Tile Fixer & Adjuster, BIHUI               | 72      |
| Multi Function Workbench, BIHUI                        | 84      |
| Multi Wheel, BIHUI                                     | 82      |
| MultiFix, Vision TLD                                   | 108     |
| <b>N</b>   |         |
| NALR   | 106-107 |
| NAS  | 147     |
| NAT  | 128     |
| NFA  | 128     |
| NHB  | 52      |
| NHD  | 46      |
| NHP  | 52      |
| NIA  | 41      |
| NIB  | 125     |
| NIHD   | 41      |
| Nipper, HD   | 67      |
| NSL  | 41      |
| NITR   | 41      |
| NIW  | 137     |
| NLC  | 126     |
| NLD  | 108     |
| NLM  | 126     |
| NLT  | 126     |
| NLT225   | 95      |
| Nosing Adhesive Tape, Easi-Lay                         | 54      |
| Nosing Insert Guide                                    | 41      |
| Nosing, AHD Heavy Duty Aluminator                      | 48      |
| Nosing, ASL Slimline Aluminator                        | 44      |
| Nosing, ATC Tile-In Aluminator                         | 50      |
| Nosing, NHD Heavy Duty                                 | 46      |
| Nosing, NSL Slimline                                   | 42      |
| Nosing, NTC Tile-In                                    | 50      |
| Nosing, NXF Frontier                                   | 51      |
| Nosing, PVC  | 52      |
| Nosing, Vision   | 106-107 |
| NRA  | 125     |
| NRE  | 125     |
| NSA  | 54      |
| NSB  | 52      |
| NSL  | 42      |
| NSLR   | 106-107 |
| NSP  | 52      |
| NSR  | 52      |
| NSS  | 128     |
| NTC  | 50      |
| NTP  | 137     |
| NTS  | 124     |
| NXF  | 51      |

|   |         |
|---|---------|
| <b>P</b>  |         |
| Panel Profile End, PUA                                  | 32      |
| Panel Profile External Corner, PXA                      | 32      |
| Panel Profile H-Joint, PHA                              | 32      |
| Panel Profile Internal Corner, PIA                      | 32      |
| Panel Profile Scotia, PSA                               | 31      |
| PATHWAY Anti-Slip Tactiles                              | 138     |
| Pedestal System. SUPPORT                                | 96-97   |
| PHA   | 32      |
| PIA   | 32      |
| Polishing Pads, BIHUI Diamond Protector, Carpet / Floor | 76      |
| Protectors, Worktop                                     | 102     |
| PSA   | 31      |
| PUA   | 32      |
| PVC Nosing  | 52      |
| PVC Trim, Beading                                       | 132     |
| PVC Trim, Capping Strip                                 | 133     |
| PVC Trim, ESP Straight Edge                             | 131     |
| PVC Trim, ETR Trim Regular                              | 130     |
| PVC Trim, Flexible Cove Former                          | 134     |
| PVC Trim, Flexible Dim Strip                            | 134     |
| PVC Trim, FlexibleSkirting                              | 134     |
| PVC Trim, Under / Over Seal                             | 132     |
| PVC Trim, Vinyl to Tile                                 | 132-133 |
| PXA   | 32      |

|                               |    |
|-------------------------------|----|
| <b>Q</b>                      |    |
| Quadrant, EAQ Aluminium       | 13 |
| Quadrant, ESQ Stainless Steel | 18 |

|   |         |
|---|---------|
| <b>R</b>                                    |         |
| RAA   | 145     |
| Rail Cutting System, BIHUI                  | 70      |
| RAR   | 145     |
| RDIM  | 134     |
| Resin Capping Strip, ETS Stainless Steel    | 26      |
| Resin Straight Edge Formable, EFA Aluminium | 26      |
| Resin Straight Edge, ESA Aluminium          | 26      |
| Retro Trim, Vision TRV                      | 105     |
| RGB LED System - Vision                     | 114-115 |
| Roller, Spike                               | 66      |
| RSA   | 145     |
| RSS   | 145     |
| RUA   | 145     |
| Rubber Mallet, BIHUI                        | 85      |

|  |         |
|--|---------|
| <b>S</b>                                   |         |
| Safety Gloves, BIHUI                       | 87      |
| SBS180                                     | 132     |
| Scouring Pad Set                           | 64      |
| Scraper, Tile Remover                      | 66      |
| Screeding Blade, XL                        | 63      |
| Self Adhesive Internal Trim, EWA Aluminium | 15      |
| Self Adhesive, CAS Eurocover Strip         | 147     |
| Self Adhesive, CAS25 Cover Strip           | 148     |
| Self Adhesive, NAS Nosing                  | 147     |
| Self Adhesive, TAV Ramp                    | 148     |
| Shelves, Corner                            | 102     |
| Shelves, Stainless Steel                   | 100-101 |
| Shims, BIHUI Horseshoe                     | 87      |
| Shower Shelves, Corner                     | 102     |
| Shower Shelves, Stainless Steel            | 100-101 |
| Silicon Application Set, BIHUI             | 87      |

|  |         |
|--|---------|
| Skirting, Aluminium                                | 36      |
| Skirting, Vision KLD                               | 108     |
| Spacers  | 57      |
| Spike Roller                                       | 66      |
| Spike Shoes  | 66      |
| Sponges  | 65      |
| Spreader, Combination                              | 65      |
| SPS180   | 132     |
| Square Edge, EQQ Stainless Steel                   | 18      |
| Square Edge, TDB Solid Brass                       | 22      |
| Square, EIK Aluminium Internal                     | 12      |
| Square, TDP Aluminium                              | 11      |
| Squeegee, Floor                                    | 65      |
| SRP250   | 132     |
| SSP180   | 132     |
| Stainless Steel Angle, ETS                         | 20      |
| Stainless Steel Capping Strip, ETS Resin           | 26      |
| Stainless Steel Cutting Blade                      | 67      |
| Stainless Steel Dividing Strip, EDS                | 24      |
| Stainless Steel Edge Protection, EAS               | 34      |
| Stainless Steel Quadrant, ESQ                      | 18      |
| Stainless Steel Shelves                            | 100-101 |
| Stainless Steel Square Edge, EQQ                   | 18      |
| Stainless Steel Straight Edge Formable, ESF        | 18      |
| Stainless Steel Straight Edge, ESS                 | 18      |
| Stair Edge / Landing Strip, NSA                    | 54      |
| Stair Nosing, Vision                               | 106-107 |
| Step Edge, Aluminium Retro-Fit                     | 125     |
| Step Edge, Aluminium Tile-in                       | 126     |
| Step Edge, ATS Aluminator Slimline Ceramic Tile-In | 124     |
| Step Edge, NAT Aluminium Bullnose                  | 128     |
| Step Edge, NFA Aluminium Formable                  | 128     |
| Step Edge, NIB Aluminium Stair Grip + PVC Top      | 125     |
| Step Edge, NSS Stainless Steel Tile-in             | 128     |
| Step Edge, NTS Slimline Ceramic Tile-In            | 124     |
| Step Edge, Vision NLD                              | 108     |
| Straight Edge, ESA Aluminium                       | 9       |
| Straight Edge, ESB Solid Brass                     | 22      |
| Straight Edge, ESS Stainless Steel                 | 18      |
| STRATO Band  | 92      |
| STRATO Membrane                                    | 91      |
| Suction Cup, BIHUI Battery Vacuum                  | 78      |
| Suction Cup, BIHUI HD                              | 78      |
| Suction Cup, BIHUI Twin                            | 79      |
| Suction Cup, Mini                                  | 66      |
| SUPPORT Pedestal System                            | 96-97   |

|                                |     |
|--------------------------------|-----|
| <b>T</b>                       |     |
| T spin Levelling System, BIHUI | 86  |
| TAV                            | 148 |
| TCR                            | 143 |
| TCS                            | 142 |
| TDG                            | 10  |
| TDP                            | 11  |
| TDP225                         | 95  |
| TGA                            | 144 |
| TGS                            | 144 |
| Tiger Trowel                   | 61  |
| Tile Beater, BIHUI             | 73  |
| Tile Cutter, BIHUI             | 80  |
| Tile Hole Locator, BIHUI       | 88  |
| Tile Magnets                   | 67  |
| Tile Markers                   | 67  |
| Tile Nipper, HD                | 67  |
| Tile Remover, Scraper          | 66  |
| Tile Space Regulator, BIHUI    | 72  |
| Tile Support, BIHUI            | 86  |
| TLD                            | 108 |

|  |         |
|--|---------|
| TrakMat Entrance Matting               | 139-140 |
| Transitions, RAR Aluminium Reducer     | 145     |
| Transitions, TCR Fast Fit Ramp         | 143     |
| Transitions, TCS Fast Fit Slimline     | 142     |
| Transitions, TGA Carpet Lock           | 144     |
| Transitions, Tile-In Ramps             | 145     |
| Transitions, TSC Stainless Steel Cover | 144     |
| Transitions, TVA Vinyl Reducer         | 144     |
| Transport Cart, BIHUI                  | 71      |
| Triangular, EAT Aluminium              | 14      |
| Trowel Set, BIHUI Jumbo                | 78      |
| Trowel Set, Ceramics                   | 62      |
| Trowel Set, Flooring                   | 62      |
| Trowel Set, XL                         | 63      |
| Trowels, Bucket                        | 61      |
| Trowels, Gauging                       | 61      |
| Trowels, Soft Grip                     | 61      |
| Trowels, Tiger                         | 61      |
| TRV                                    | 105     |
| TSC                                    | 144     |
| TSL                                    | 29      |
| TUD                                    | 108     |
| TVA                                    | 144     |
| TVB                                    | 29      |
| TVC                                    | 29      |
| TVE                                    | 28      |
| TVI                                    | 29      |
| TVN                                    | 28      |
| TVR                                    | 28      |
| Twin Suction Cup, BIHUI                | 79      |

|   |         |
|---|---------|
| <b>V</b>                                    |         |
| Vacuum Attachment for Mixing Buckets, BIHUI | 88      |
| Vibration Tile Beater, BIHUI                | 73      |
| Vision Dotless Tape                         | 116     |
| Vision EyeLED                               | 116     |
| Vision Guidance / Feature Strip, TUD        | 108     |
| Vision LED System - Multiple White          | 112-113 |
| Vision LED System - Natural White           | 110-111 |
| Vision LED System - RGB                     | 114-115 |
| Vision Light Out & Light Down Nosing        | 106-107 |
| Vision MultiFix, TLD                        | 108     |
| Vision Retro Trim, TRV                      | 105     |
| Vision Simple Guide                         | 109     |
| Vision Skirting, KLD                        | 108     |
| Vision Step Edge, NLD                       | 108     |

|                                      |         |
|--------------------------------------|---------|
| <b>W</b>                             |         |
| Washboy                              | 65      |
| Waterproofing Band, STRATO           | 92      |
| Wedge, Roter                         | 57      |
| White (Multiple) LED System - Vision | 112-113 |
| White (Natural) LED System - Vision  | 110-111 |
| Work Wipes                           | 68      |
| Workbench, BIHUI                     | 71      |
| Workbench, BIHUI Multi Function      | 84      |
| Worktop Protectors                   | 102     |

|                    |    |
|--------------------|----|
| <b>X</b>           |    |
| XL Screeding Blade | 63 |
| XL Trowel Set      | 63 |





# Genesis

For the Perfect Finish

Tel: +44 (0)1642 713000 Email: [info@genesis-gs.com](mailto:info@genesis-gs.com)

[www.genesis-gs.com](http://www.genesis-gs.com)

**Genesis Global Systems Ltd**

Head Office: Stokesley Business Park Stokesley North Yorkshire TS9 5JZ



**NBS Source**  
PARTNER



## Colombia

**Genesis LatAm SAS**

Carrera 16A, #163A-05,  
Bogotá, 110131. Colombia

Tel: +57 (1) 805 1235 Email: [ventas@genesis-latam.com](mailto:ventas@genesis-latam.com)

[www.genesis-latam.com](http://www.genesis-latam.com)

## India

**Genesis Profile Systems India PVT. Limited**

SURYA WAREHOUSE, Door Nos. 21/562-B & 21/562-C,  
Marathakkara Village, Thrissur, Kerala 680306

Tel: +91 0487 2355 577 Email: [sales@genesis-gs.in](mailto:sales@genesis-gs.in)

[www.genesis-gs.in](http://www.genesis-gs.in)

