


# PROSHOWER PROFILE FRONT

SATINED STAINLESS STEEL AISI 304 / 1.4301 - V2A

**PROSHOWER PROFILE FRONT** is a satin-finish stainless steel AISI 304/1.4301-V2A profile. It is suitable to cover and decorate the visible part of wall in front of the shower tray in case of floor level showers with slope.



## EXAMPLES AND INSTRUCTIONS FOR LAYING METHODS




1. Choose "PROSHOWER PROFILE FRONT" according to the desired length. 2. Cut "PROSHOWER PROFILE FRONT" to the desired length and apply the adhesive on the support where the profile will be laid. 3. Press the anchoring flange of "PROJOLLY SQUARE" into the adhesive. 4. Lay the tiles, aligning them with the profile leaving a 2 mm joint. Remove immediately all remains of adhesive from the surface of the profile. 5. Fill the joints between the profile and the tiles with grout, in order to avoid water stagnation. Remove immediately all the remains of grout from the surface of the profile. 6. Insert the sheet of glass and seal

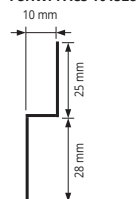
## PROSHOWER PROFILE FRONT SATINED STAINLESS STEEL AISI 304/1.4301-V2A - degreased and passivated thermo packed

Article	Description	Pc/Pack.	
PSHWPFACS 101028	Proshower profile front satined stainless steel 10 mm H 28 mm L 100 cm	1	
PSHWPFACS 101038	Proshower profile front satined stainless steel 10 mm H 38 mm L 100 cm	1	
PSHWPFACS 101048	Proshower profile front satined stainless steel 10 mm H 48 mm L 100 cm	1	
PSHWPFACS 101528	Proshower profile front satined stainless steel 10 mm H 28 mm L 150 cm	1	
PSHWPFACS 101538	Proshower profile front satined stainless steel 10 mm H 38 mm L 150 cm	1	
PSHWPFACS 101548	Proshower profile front satined stainless steel 10 mm H 48 mm L 150 cm	1	
PSHWPFACS 1251028	Proshower profile front satined stainless steel 12,5 mm H 28 mm L 100 cm	1	
PSHWPFACS 1251038	Proshower profile front satined stainless steel 12,5 mm H 38 mm L 100 cm	1	
PSHWPFACS 1251048	Proshower profile front satined stainless steel 12,5 mm H 48 mm L 100 cm	1	
PSHWPFACS 1251528	Proshower profile front satined stainless steel 12,5 mm H 28 mm L 150 cm	1	
PSHWPFACS 1251538	Proshower profile front satined stainless steel 12,5 mm H 38 mm L 150 cm	1	
PSHWPFACS 1251548	Proshower profile front satined stainless steel 12,5 mm H 48 mm L 150 cm	1	

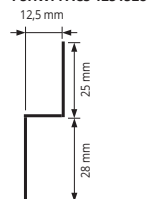
PSHWPFACS ...



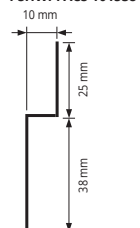
PSHWPFACS 101028  
PSHWPFACS 101528



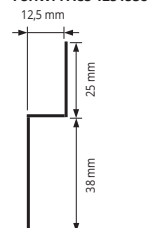
PSHWPFACS 1251028  
PSHWPFACS 1251528



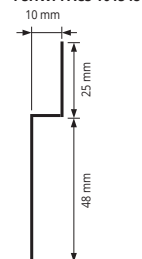
PSHWPFACS 101038  
PSHWPFACS 101538



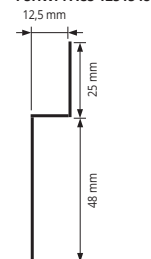
PSHWPFACS 1251038  
PSHWPFACS 1251538



PSHWPFACS 101048  
PSHWPFACS 101548




PSHWPFACS 1251048  
PSHWPFACS 1251548



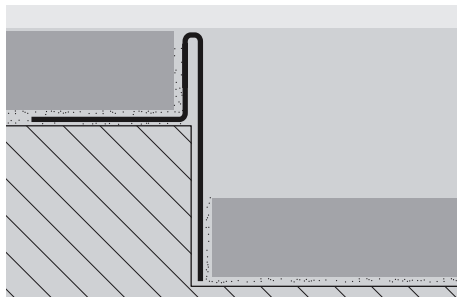
# PROSHOWER PROFILE

SATINED STAINLESS STEEL AISI 304 / 1.4301 - V2A

**PROSHOWER PROFILE** is a profile for floor level showers in stainless steel for the protection of the floor edges and as decoration of the screed visible side. The profile has a 2% slope. Its specific shape makes it an easy to lay profile to be used with all kind of floor.



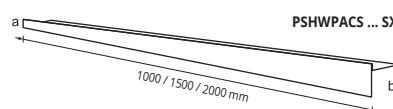
## EXAMPLES AND INSTRUCTIONS FOR LAYING METHODS



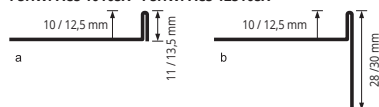
1. Choose "PROSHOWER PROFILE" according to the desired length. 2. Cut "PROSHOWER PROFILE" to the desired length and apply the adhesive on the support where the profile will be laid. 3. Press the anchoring flange of "PROJOLLY SQUARE" into the adhesive. 4. Lay the tiles, aligning them with the profile leaving a 2 mm joint. Remove immediately all remains of adhesive from the surface of the profile. 5. Fill the joints between the profile and the tiles with grout, in order to avoid water stagnation. Remove immediately all the remains of grout from the surface of the profile. 6. Insert the sheet of glass and seal

## PROSHOWER PROFILE SATINED STAINLESS STEEL AISI 304/1.4301-V2A - degreased and passivated thermo packed

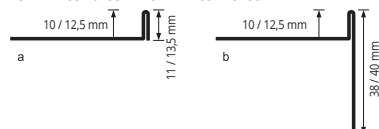
Article	Description	Pc/Pack.	
PSHWPACS 1010DX	Proshower profile satined stainless steel H 10 mm L 100 cm rx	1	
PSHWPACS 12510DX	Proshower profile satined stainless steel H 12,5 mm L 100 cm rx	1	
PSHWPACS 1015DX	Proshower profile satined stainless steel H 10 mm L 150 cm rx	1	
PSHWPACS 12515DX	Proshower profile satined stainless steel H 12,5 mm L 150 cm rx	1	
PSHWPACS 1020DX	Proshower profile satined stainless steel H 10 mm L 200 cm rx	1	
PSHWPACS 12520DX	Proshower profile satined stainless steel H 12,5 mm L 200 cm rx	1	
PSHWPACS 1010SX	Proshower profile satined stainless steel H 10 mm L 100 cm lt	1	
PSHWPACS 12510SX	Proshower profile satined stainless steel H 12,5 mm L 100 cm lt	1	
PSHWPACS 1015SX	Proshower profile satined stainless steel H 10 mm L 150 cm lt	1	
PSHWPACS 12515SX	Proshower profile satined stainless steel H 12,5 mm L 150 cm lt	1	
PSHWPACS 1020SX	Proshower profile satined stainless steel H 10 mm L 200 cm lt	1	
PSHWPACS 12520SX	Proshower profile satined stainless steel H 12,5 mm L 200 cm lt	1	



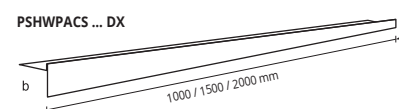
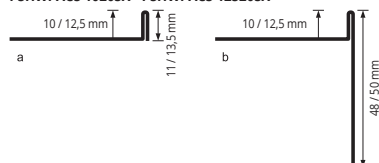
PSHWPACS 1010SX - PSHWPACS 12510SX



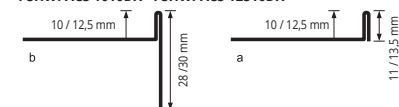
PSHWPACS 1015SX - PSHWPACS 12515SX



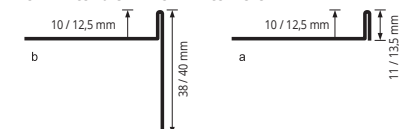
PSHWPACS 1020SX - PSHWPACS 12520SX



PSHWPACS 1010DX - PSHWPACS 12510DX



PSHWPACS 1015DX - PSHWPACS 12515DX



PSHWPACS 1020DX - PSHWPACS 12520DX

